



US00D580973S

(12) **United States Design Patent**  
**Turner et al.**

(10) **Patent No.:** **US D580,973 S**  
(45) **Date of Patent:** **\*\* Nov. 18, 2008**

(54) **INTEGRATED MAILER ASSEMBLY HAVING  
A REMOVABLE DUAL COUPON CARD**

(75) Inventors: **James F. Turner**, Farmington Hills, MI  
(US); **Scott D. Best**, Troy, MI (US)

(73) Assignee: **Saxon, Inc.**, Ferndale, MI (US)

(\*\*) Term: **14 Years**

(21) Appl. No.: **29/297,460**

(22) Filed: **Nov. 12, 2007**

(51) **LOC (8) Cl.** ..... **19-01**

(52) **U.S. Cl.** ..... **D19/1**

(58) **Field of Classification Search** ..... D19/1-34;  
40/124.01-124.15, 672, 726; 283/72, 74,  
283/75, 103, 105, 106; 206/449; D21/385;  
D20/10, 22, 27, 40, 42, 11; D14/435-437  
See application file for complete search history.

(56) **References Cited**

U.S. PATENT DOCUMENTS

- 4,976,456 A \* 12/1990 Jack ..... 283/105
- D360,431 S \* 7/1995 Edwards ..... D19/32
- D421,046 S \* 2/2000 Papat ..... D19/1
- D424,614 S \* 5/2000 Hamilton et al. .... D19/1
- 6,092,841 A 7/2000 Best et al.
- D445,129 S \* 7/2001 Haas et al. .... D19/1
- 6,543,809 B1 \* 4/2003 Kistner et al. .... 283/105
- D479,562 S 9/2003 Best et al.
- D481,067 S \* 10/2003 Haas ..... D19/2
- D490,475 S 5/2004 Best et al.
- D493,492 S 7/2004 Best et al.
- D493,840 S 8/2004 Best et al.
- D494,223 S 8/2004 Best et al.
- 6,814,375 B2 \* 11/2004 Cox et al. .... 283/106

- D504,159 S 4/2005 Best et al.
- D510,601 S 10/2005 Best et al.
- 7,017,946 B2 \* 3/2006 Behnen ..... 283/105
- D522,052 S \* 5/2006 Lubking ..... D19/10
- D533,219 S \* 12/2006 Hodsdon ..... D19/2
- D541,873 S 5/2007 Turner et al.
- D541,874 S 5/2007 Turner et al.
- D569,902 S \* 5/2008 Chang et al. .... D19/2
- 2001/0045738 A1 \* 11/2001 Klure ..... 283/105

\* cited by examiner

*Primary Examiner*—Louis S Zarfaz

*Assistant Examiner*—David G Muller

(74) *Attorney, Agent, or Firm*—Howard & Howard Attorneys,  
P.C.

(57) **CLAIM**

The ornamental design for an integrated mailer assembly having a removable dual coupon card, as shown and described.

**DESCRIPTION**

FIG. 1 is a perspective view of an integrated mailer assembly having a removable dual coupon card in accordance with the present invention;

FIG. 2 is a front plan view of the mailer assembly;

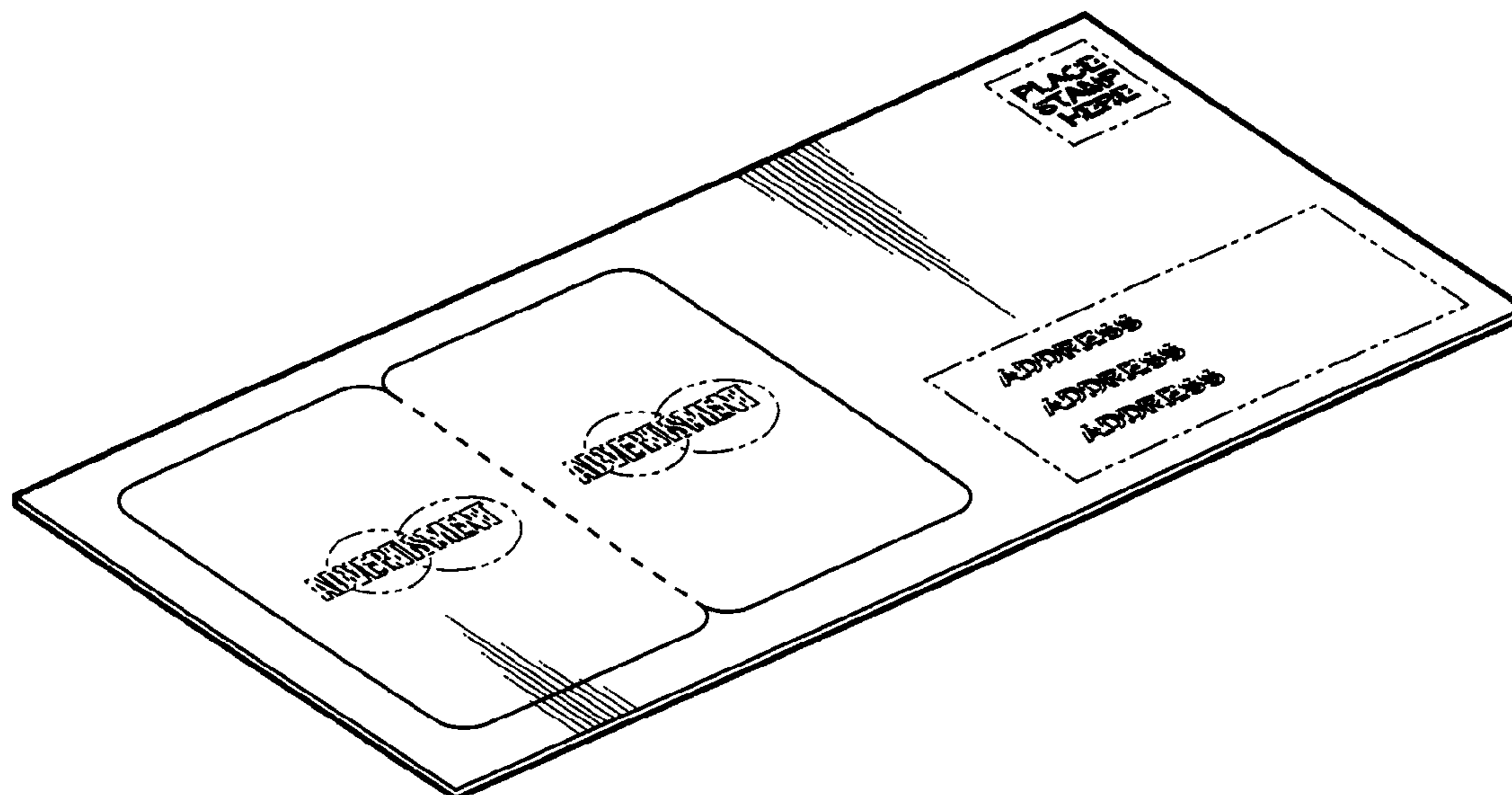
FIG. 3 is a rear plan view of the mailer assembly;

FIG. 4 is a side elevation view of the mailer assembly; and,

FIG. 5 is an end elevation view of the mailer assembly.

The elements shown in phantom are designated with dash-dot-dot-dash lines and are for illustrative purposes only and do not form part of the claimed invention. The evenly-spaced broken lines depict scores that form part of the claim.

**1 Claim, 2 Drawing Sheets**



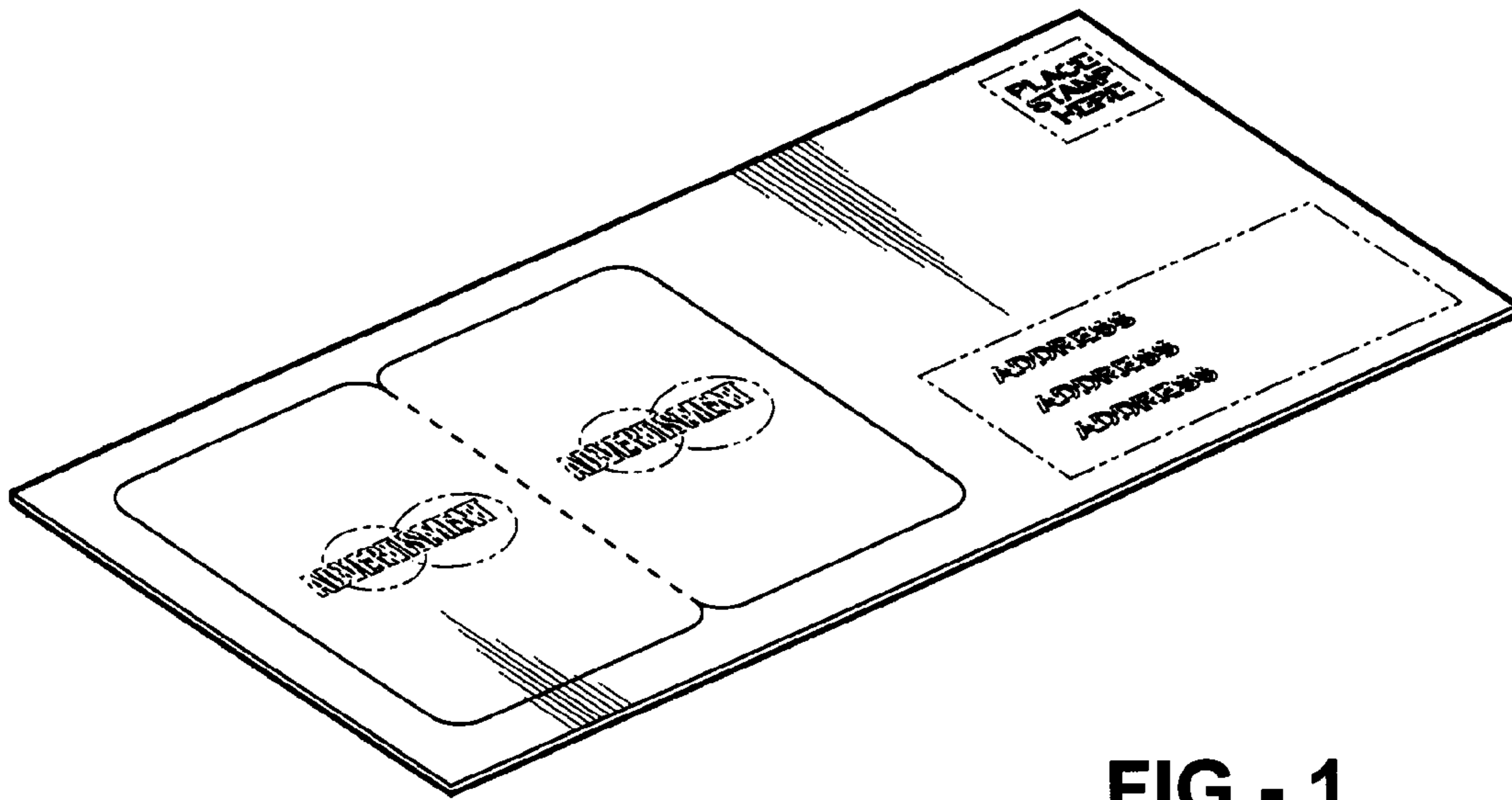


FIG - 1

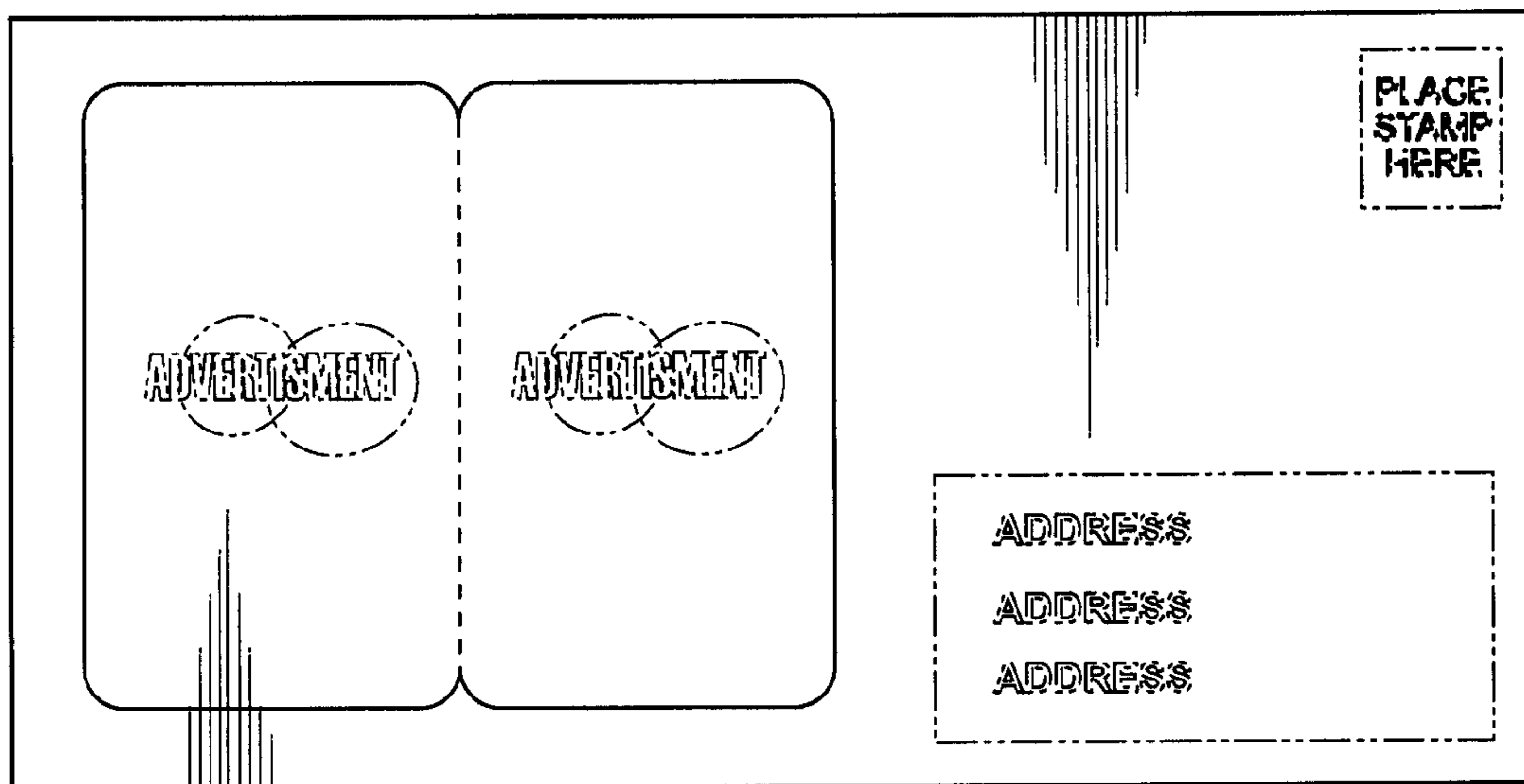


FIG - 2

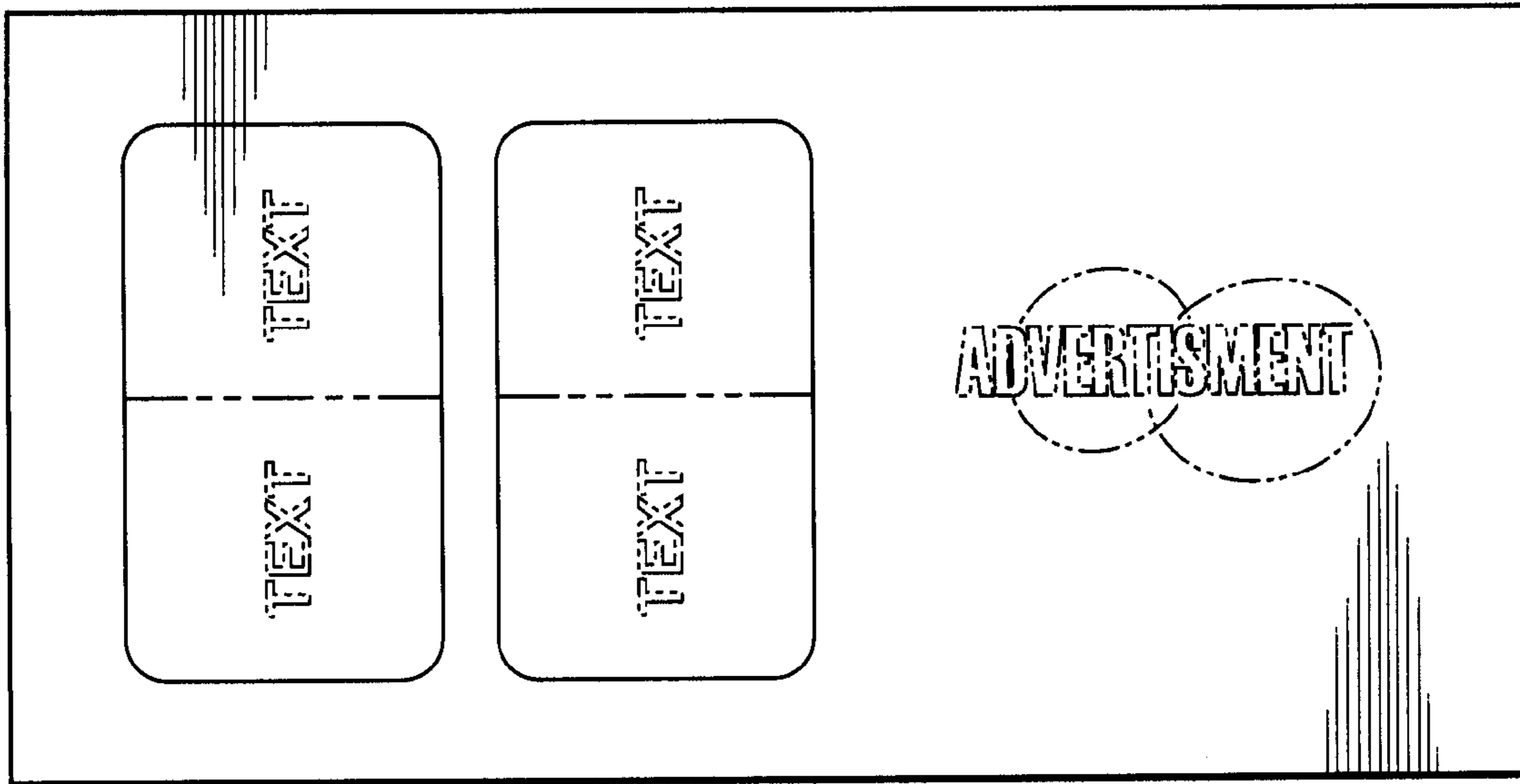


FIG - 3




FIG - 4



FIG - 5