



US00D580964S

(12) **United States Design Patent**
Csakvary

(10) **Patent No.:** **US D580,964 S**

(45) **Date of Patent:** **** Nov. 18, 2008**

(54) **BASS GUITAR**

(75) **Inventor:** **Attila Joseph Csakvary**, 43-40 42nd St.,
#3F, Sunnyside, NY (US) 11104

(73) **Assignee:** **Attila Joseph Csakvary**, NY (US)

(**) **Term:** **14 Years**

(21) **Appl. No.:** **29/301,558**

(22) **Filed:** **Mar. 7, 2008**

(51) **LOC (8) Cl.** **17-03**

(52) **U.S. Cl.** **D17/14**

(58) **Field of Classification Search** D17/14,
D17/18, 19, 20; 84/7, 173, 267-269, 290,
84/293, DIG. 24

See application file for complete search history.

(56) **References Cited**

U.S. PATENT DOCUMENTS

D181,867 S *	1/1958	McCarty	D17/19
D263,601 S *	3/1982	Klein	D17/18
D269,788 S *	7/1983	LeBlue	D17/14
D293,332 S *	12/1987	Wintz	D17/14
D320,221 S *	9/1991	Tornese	D17/20
D330,720 S *	11/1992	Harriott	D17/20
D331,252 S *	11/1992	Kroptavich	D17/18
D334,764 S *	4/1993	Fisher, IV	D17/14
D338,221 S *	8/1993	Beliger	D17/14
D375,113 S *	10/1996	D'Arby	D17/20
D418,859 S *	1/2000	Herbold	D17/20
D463,481 S *	9/2002	Nordling et al.	D17/20
D466,547 S *	12/2002	Silvey	D17/20

D474,227 S *	5/2003	Wilson	D17/14
D475,396 S *	6/2003	Coppola	D17/14
D481,411 S *	10/2003	Minarik	D17/20
D486,175 S *	2/2004	Villalba	D17/14
D489,397 S *	5/2004	Flagg	D17/20
D499,133 S *	11/2004	Hoffman	D17/14
D499,756 S *	12/2004	Di Pinto	D17/14
D499,757 S *	12/2004	Hoffman	D17/14
D533,212 S *	12/2006	Johnson	D17/20
D560,709 S *	1/2008	Unkert	D17/20
D561,238 S *	2/2008	Butler et al.	D17/20
D564,575 S *	3/2008	Csakvary	D17/20

* cited by examiner

Primary Examiner—Ian Simmons

Assistant Examiner—R. Johnson

(57) **CLAIM**

The ornamental design for a bass guitar, as shown and described.

DESCRIPTION

FIG. 1 is a front elevational view of a bass guitar showing my new design;

FIG. 2 is a rear elevational view thereof;

FIG. 3 is a front elevational view thereof, shown in use; and,

FIG. 4 is right side elevational view thereof.

The broken lines in FIG. 3, showing portion of a human form and seating, are included for the purpose of illustrating environmental structure and form no part of the claimed design.

1 Claim, 4 Drawing Sheets

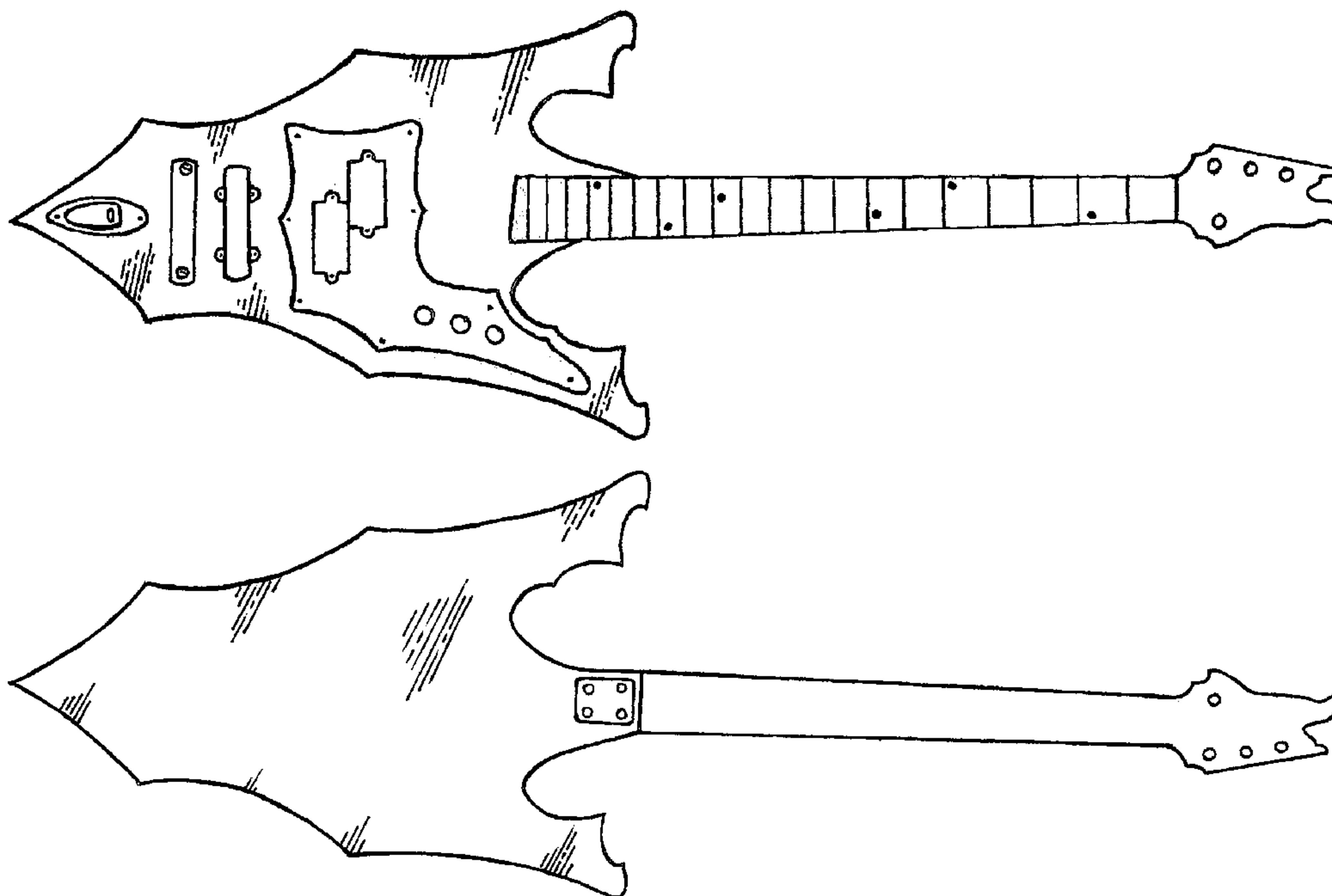


FIG. 1

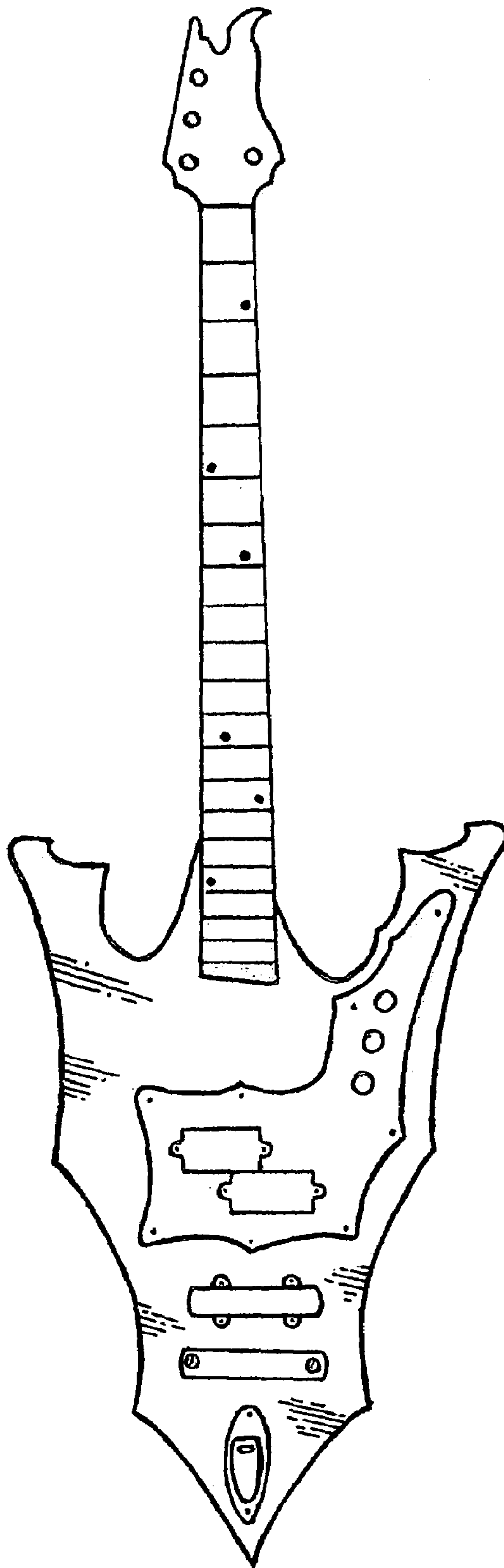


FIG. 2

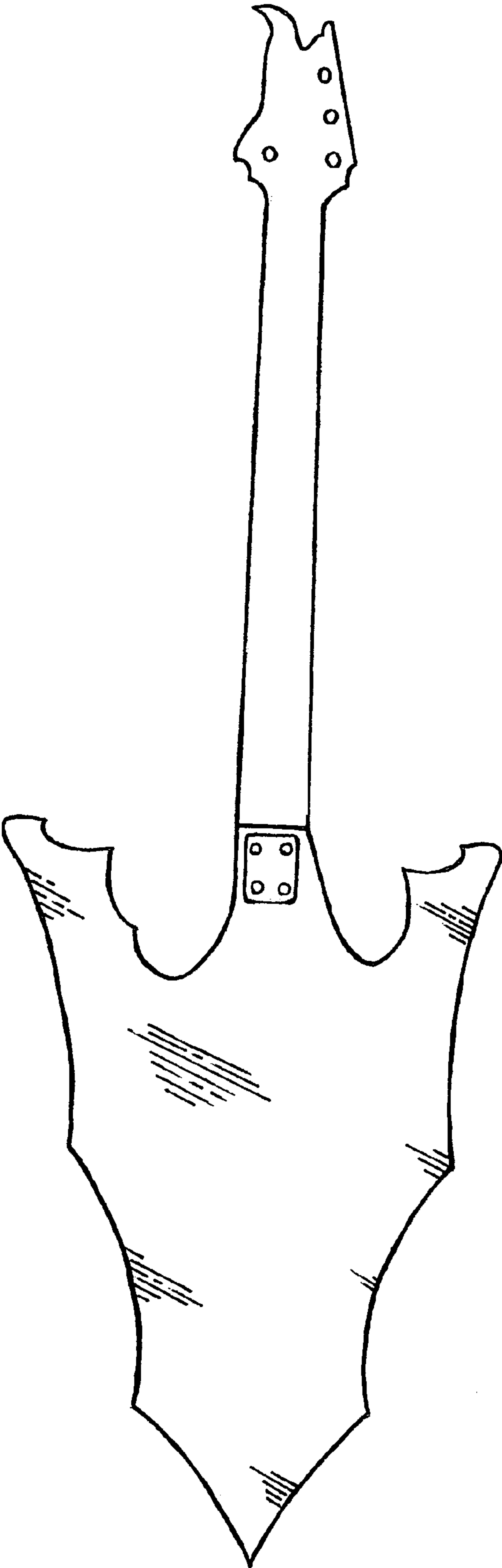


FIG. 3

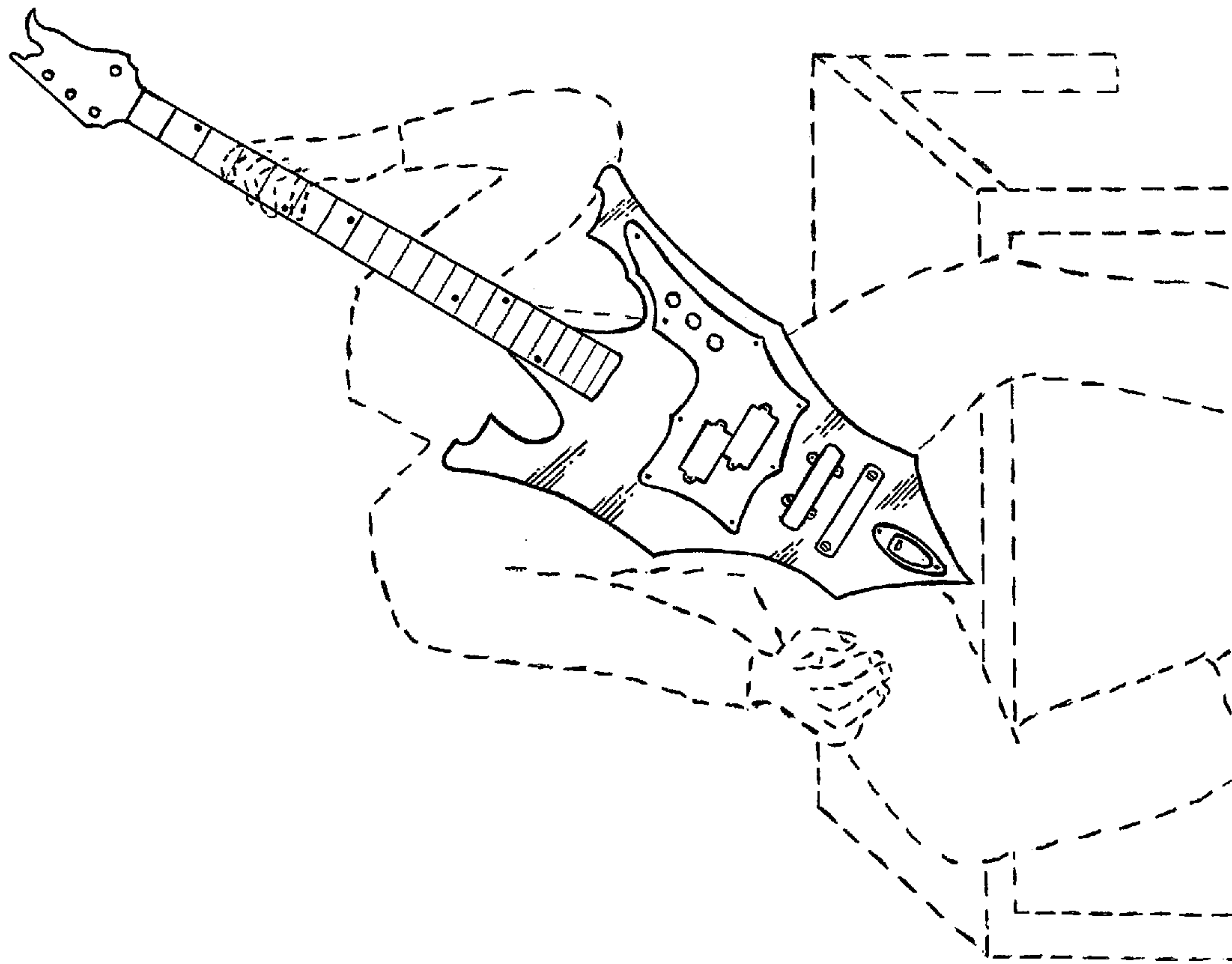


FIG. 4

