



US00D580963S

(12) **United States Design Patent**
Yee

(10) **Patent No.:** **US D580,963 S**

(45) **Date of Patent:** **** Nov. 18, 2008**

(54) **EYEGLASS AND EYEGLASS COMPONENTS**

(75) Inventor: **Peter Yee**, Irvine, CA (US)

(73) Assignee: **Oakley, Inc.**, Foothill Ranch, CA (US)

(**) Term: **14 Years**

(21) Appl. No.: **29/266,785**

(22) Filed: **Sep. 27, 2006**

(51) **LOC (8) Cl.** **16-06**

(52) **U.S. Cl.** **D16/326**

(58) **Field of Classification Search** D16/101,
D16/300-342; D29/109-110; D24/110.2;
351/41, 44, 51-52, 62, 158, 92, 103-123,
351/140, 153; 2/426-432, 447-449, 441,
2/434-437; D21/483, 659-661

See application file for complete search history.

(56) **References Cited**

U.S. PATENT DOCUMENTS

D365,591 S	12/1995	Jannard et al.	
D366,890 S *	2/1996	Arnette	D16/326
D382,891 S	8/1997	Flanagan	
D383,149 S	9/1997	Simioni	
D383,477 S *	9/1997	Simioni	D16/326
D388,816 S	1/1998	Jannard et al.	
D392,662 S	3/1998	Jannard et al.	
D393,477 S *	4/1998	Arnette	D16/326
D398,326 S	9/1998	Jannard et al.	
D399,240 S	10/1998	Jannard et al.	
D399,865 S	10/1998	Jannard et al.	
D413,916 S	9/1999	Flanagan	
D420,036 S	2/2000	Yee et al.	
D425,927 S *	5/2000	Wang	D16/327

D433,437 S *	11/2000	Yee et al.	D16/326
D436,982 S	1/2001	Jannard et al.	
D446,804 S	8/2001	Thixton et al.	
D450,745 S	11/2001	Thixton et al.	
D462,375 S	9/2002	Baden et al.	
D469,458 S	1/2003	Baden et al.	

OTHER PUBLICATIONS

Killer Loop. "It's all About Attitude", *Pandemonium and Revolt* sunglasses, p. 17.

Ray Ban. *Ray Ban Bausch & Lomb™*, "Summer Sun-Lovers, The Shades of Fall, All at Great Prices", Macy's Advertisement, Jul. 1997.
Ray Ban. *Sidestreet Mondo Metal Square Wrap*, Product No. W2642, p. 18.

* cited by examiner

Primary Examiner—Raphael Barkai

(74) *Attorney, Agent, or Firm*—Gregory K. Nelson

(57) **CLAIM**

The ornamental design for an eyeglass and eyeglass components, as shown and described.

DESCRIPTION

FIG. 1 is a front perspective view of the eyeglass and the eyeglass components of the present invention;

FIG. 2 is a front elevational view thereof;


FIG. 3 is a rear elevational view thereof;

FIG. 4 is a left-side elevational view thereof, the right-side elevational view being a mirror image thereof;

FIG. 5 is a bottom plan view thereof; and,

FIG. 6 is a top plan view thereof.

1 Claim, 4 Drawing Sheets






FIG. 1

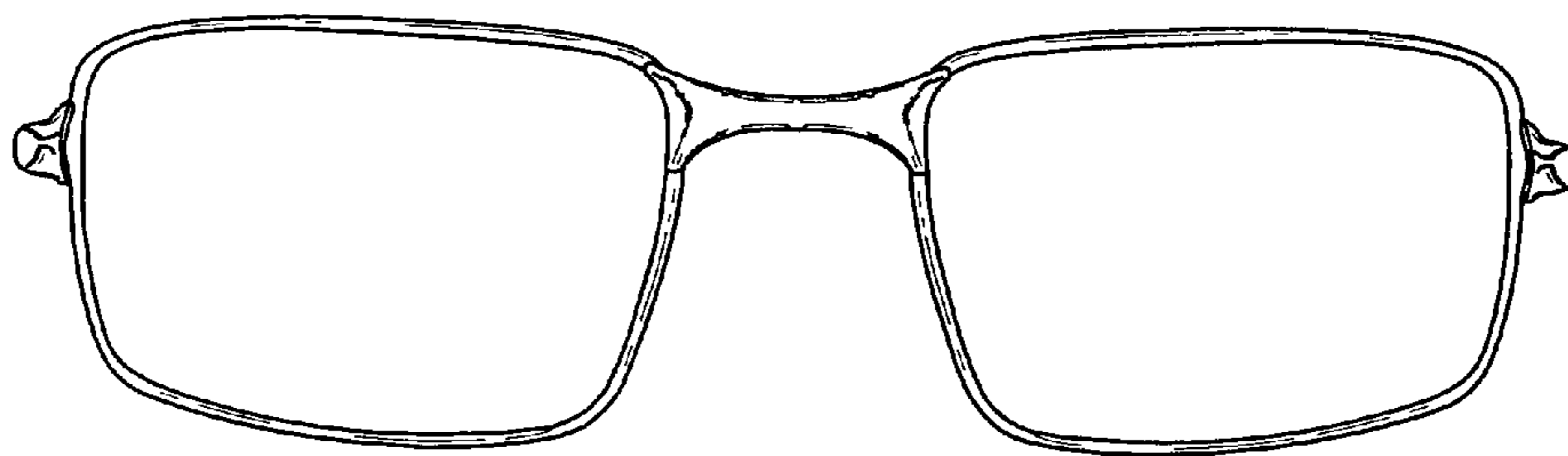


FIG. 2




FIG. 3




FIG. 4

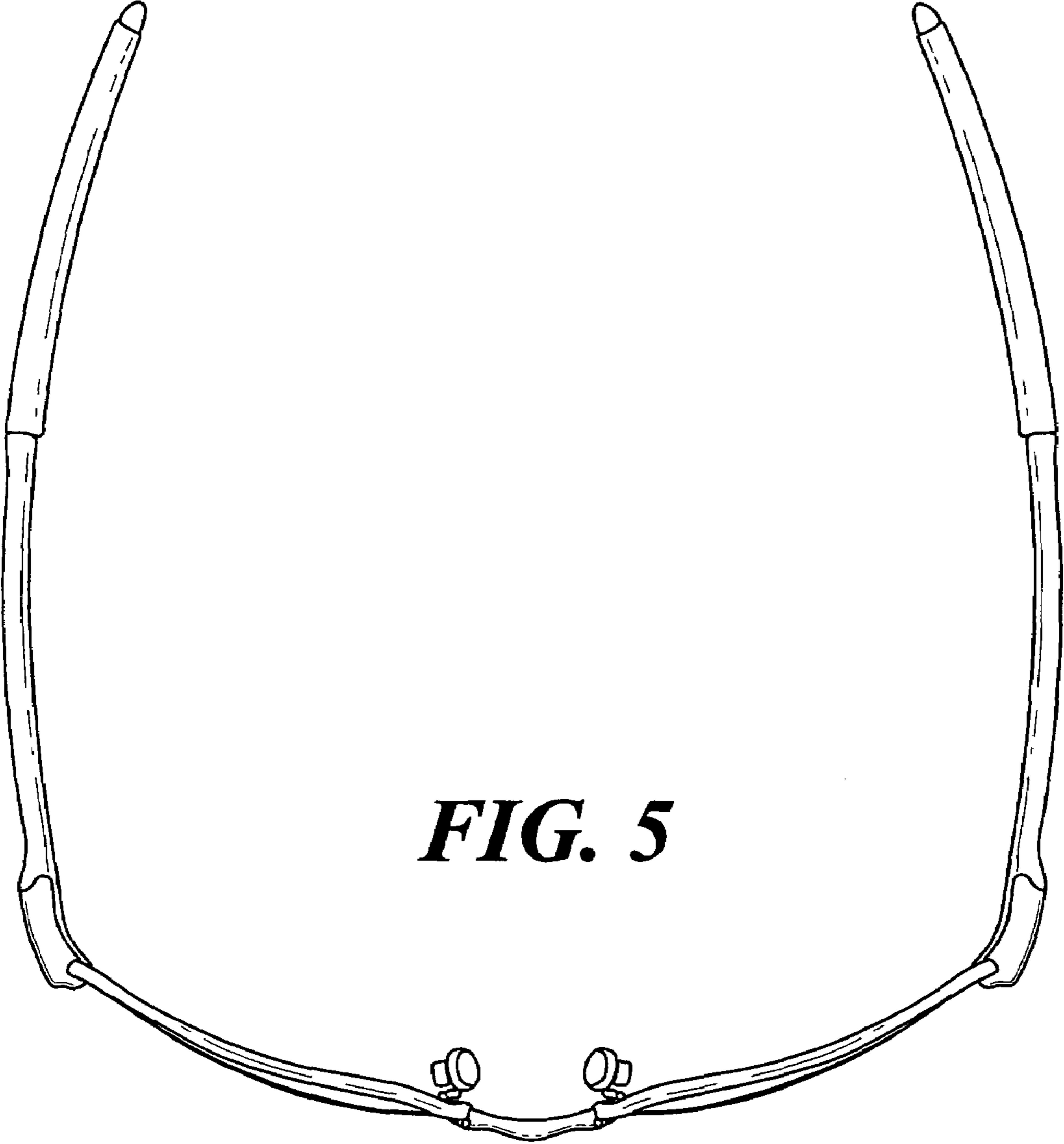


FIG. 5

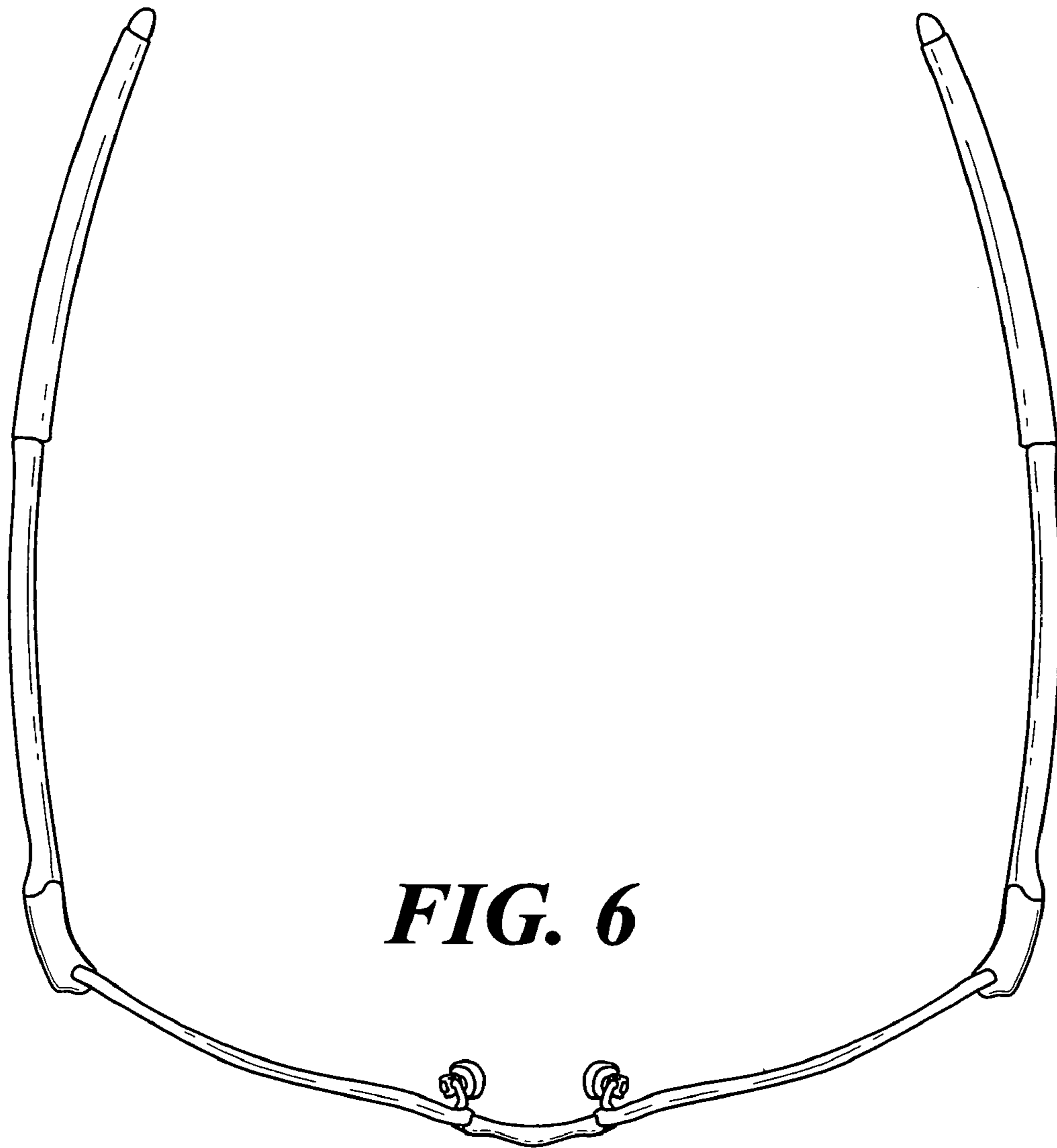


FIG. 6