



US00D580949S

(12) **United States Design Patent**
Duarte

(10) **Patent No.:** **US D580,949 S**
(45) **Date of Patent:** **** Nov. 18, 2008**

(54) **USER INTERFACE FOR A MOBILE ELECTRONIC DEVICE**

(75) Inventor: **Matias Duarte**, Los Angeles, CA (US)

(73) Assignee: **Helio, LLC**, Los Angeles, CA (US)

(**) Term: **14 Years**

(21) Appl. No.: **29/265,973**

(22) Filed: **Sep. 12, 2006**

(51) **LOC (8) Cl.** **14-04**

(52) **U.S. Cl.** **D14/488**

(58) **Field of Classification Search** D14/485-95;
D18/24-33; D19/6; D20/11; D21/324-33;
715/700-867, 973-77
See application file for complete search history.

D533,873 S *	12/2006	Gusmorino et al.	D14/492
D541,294 S *	4/2007	Burkard et al.	D14/492
D544,875 S *	6/2007	Wang et al.	D14/486
D547,320 S *	7/2007	Kim et al.	D14/486
D547,764 S *	7/2007	Ma et al.	D14/485
D547,765 S *	7/2007	Wang et al.	D14/486
D549,724 S *	8/2007	Nijjima	D14/491
D551,246 S *	9/2007	Gusmorino et al.	D14/492
D552,624 S *	10/2007	Pieratt et al.	D14/492
D556,770 S *	12/2007	O'Donnell et al.	D14/489
D561,197 S *	2/2008	Okaro et al.	D14/495
D563,426 S *	3/2008	O'Donnell et al.	D14/493
D564,530 S *	3/2008	Kim et al.	D14/486
D565,059 S *	3/2008	Armstrong et al.	D14/489
D568,902 S *	5/2008	O'Donnell et al.	D14/492
D569,875 S *	5/2008	Fletcher et al.	D14/488

* cited by examiner

Primary Examiner—Melanie H Tung

(74) *Attorney, Agent, or Firm*—K&L Gates LLP

(56) **References Cited**

U.S. PATENT DOCUMENTS

5,689,286 A *	11/1997	Wugofski	715/835
D427,609 S *	7/2000	Hwang et al.	D14/492
D451,536 S *	12/2001	Cornille	D18/27
D454,140 S *	3/2002	Hoxie et al.	D14/492
D459,363 S *	6/2002	Lee	D14/489
D462,698 S *	9/2002	Sturm	D14/495
D503,721 S *	4/2005	Peter et al.	D14/489
D511,527 S *	11/2005	Hernandez et al.	D14/495
D514,117 S *	1/2006	Totten et al.	D14/492
D514,585 S *	2/2006	Moore et al.	D14/492
D514,586 S *	2/2006	Toyoshima et al.	D14/492
D522,018 S *	5/2006	Turnnidge et al.	D14/492
D523,442 S *	6/2006	Hiramatsu	D14/488
D525,631 S *	7/2006	Kaminaga et al.	D14/489

(57) **CLAIM**

The ornamental design for a user interface for a mobile electronic device, as shown and described.


DESCRIPTION

FIG. 1 is a front view of a user interface for a mobile electronic device; and,

FIG. 2 is a front view thereof, the user interface is shown separately for clarity of illustration, on an enlarged scale.

The broken line drawing of a mobile electronic device in FIG. 1 is for illustrative purposes only and forms no part of the claimed design.

1 Claim, 1 Drawing Sheet






FIG. 1




FIG. 2