



US00D580926S

(12) **United States Design Patent**  
**McCarty et al.**

(10) **Patent No.:** **US D580,926 S**

(45) **Date of Patent:** **\*\* Nov. 18, 2008**

(54) **KIOSK**

(75) Inventors: **Mark L. McCarty**, Corvallis, OR (US);  
**Donald L. Eckhart**, Corvallis, OR (US);  
**Robert F. Aman**, Albany, OR (US);  
**Kenneth D. Wood**, Palo Alto, CA (US);  
**Sandrine Lebas**, San Francisco, CA  
(US); **Scot B. Herbst**, San Jose, CA  
(US)

(73) Assignee: **Hewlett-Packard Development  
Company, L.P.**, Houston, TX (US)

(\*\*) Term: **14 Years**

(21) Appl. No.: **29/262,510**

(22) Filed: **Jul. 5, 2006**

(51) **LOC (8) Cl.** ..... **14-02**

(52) **U.S. Cl.** ..... **D14/307**

(58) **Field of Classification Search** ..... D14/302–307,  
D14/130, 146, 371, 451, 127, 129, 900–902;  
D13/163; D20/10; D21/324, 325, 329, 332;  
D99/28; D6/396; 194/206; 361/680–687;  
312/198; 235/379–381

See application file for complete search history.

(56) **References Cited**

**U.S. PATENT DOCUMENTS**

D284,194 S \* 6/1986 Golden et al. .... D14/305  
D350,555 S \* 9/1994 Field et al. .... D20/10  
D359,311 S \* 6/1995 Stangarone ..... D20/10  
D436,380 S \* 1/2001 Brettschneider ..... D21/325

D438,256 S \* 2/2001 Timmermans et al. .... D20/10  
D443,312 S \* 6/2001 Brettschneider ..... D21/325  
D443,313 S \* 6/2001 Brettschneider ..... D21/325  
D507,266 S \* 7/2005 Phillips et al. .... D14/307  
D558,833 S \* 1/2008 Itskov et al. .... D21/329  
2006/0073883 A1 \* 4/2006 Franks ..... 463/25

\* cited by examiner

*Primary Examiner*—Freda S. Nunn  
*Assistant Examiner*—Deanna Fluegeman

(57) **CLAIM**

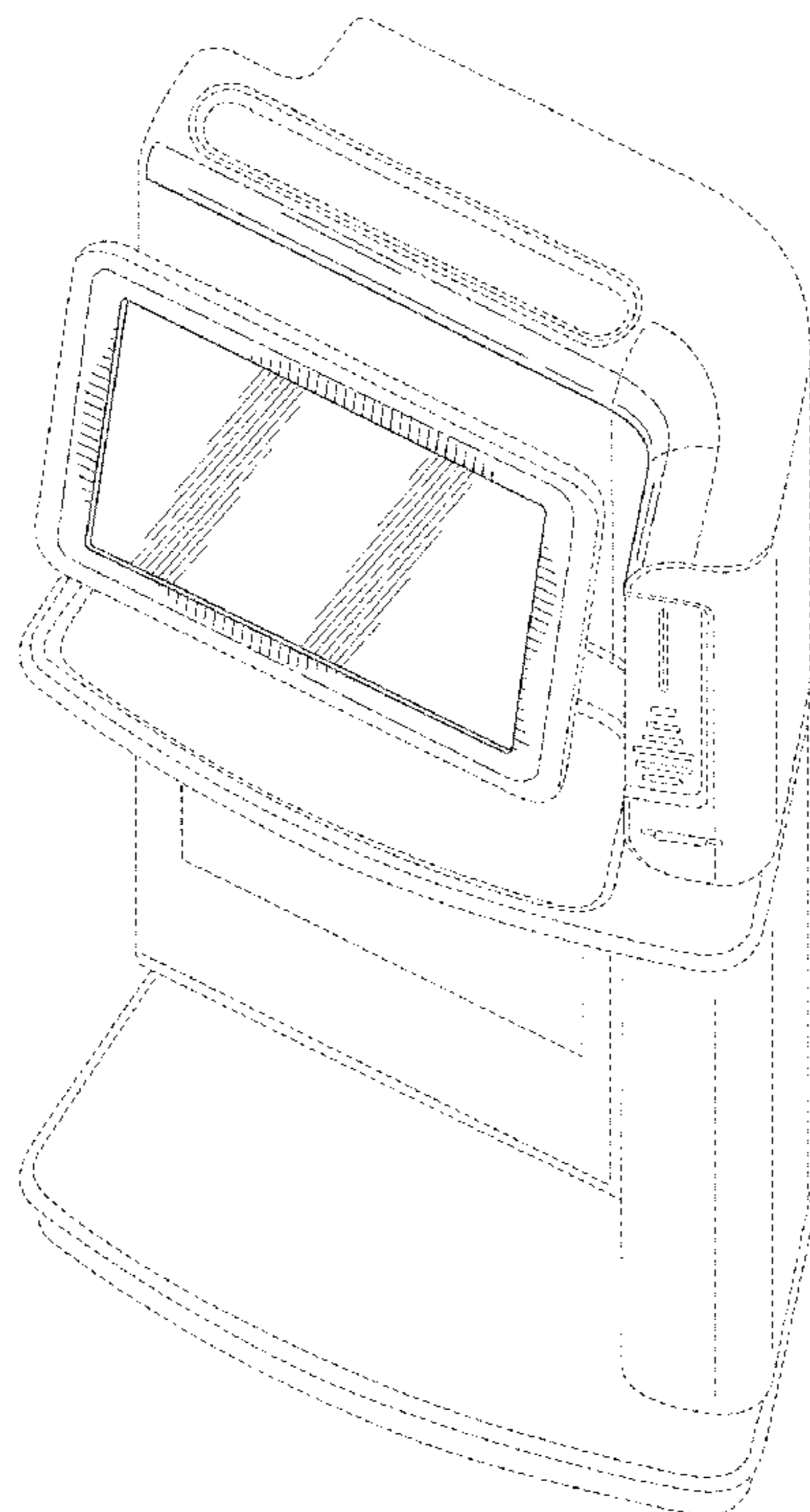
We claim the ornamental design for a kiosk, as shown and described.

**DESCRIPTION**

FIG. 1 is a top perspective view of a design for a kiosk;  
FIG. 2 is a rear elevational view thereof;  
FIG. 3 is a bottom plan view thereof;  
FIG. 4 is a top plan view thereof;  
FIG. 5 is a left end elevational view thereof;  
FIG. 6 is a right end elevational view thereof; and,  
FIG. 7 is a front elevational view thereof.

The long-dash-short-dash broken lines in the drawings form the boundary of the claimed design. The long-dash-short-dash broken lines which define the bounds of the claimed design form no part thereof. The uniform dash broken lines in the drawings illustrate environmental structure and form no part of the claimed design.

**1 Claim, 7 Drawing Sheets**



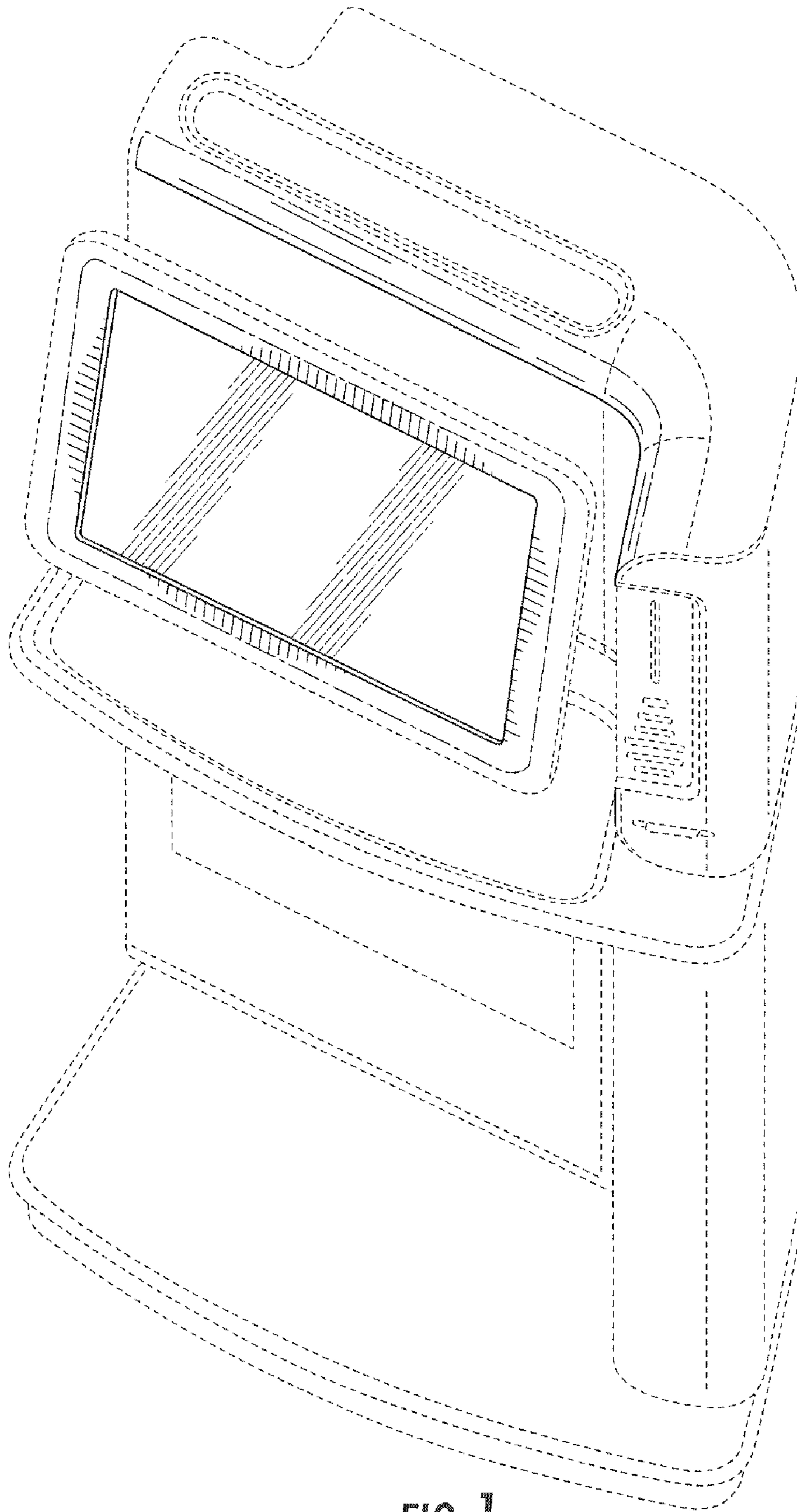


FIG. 1


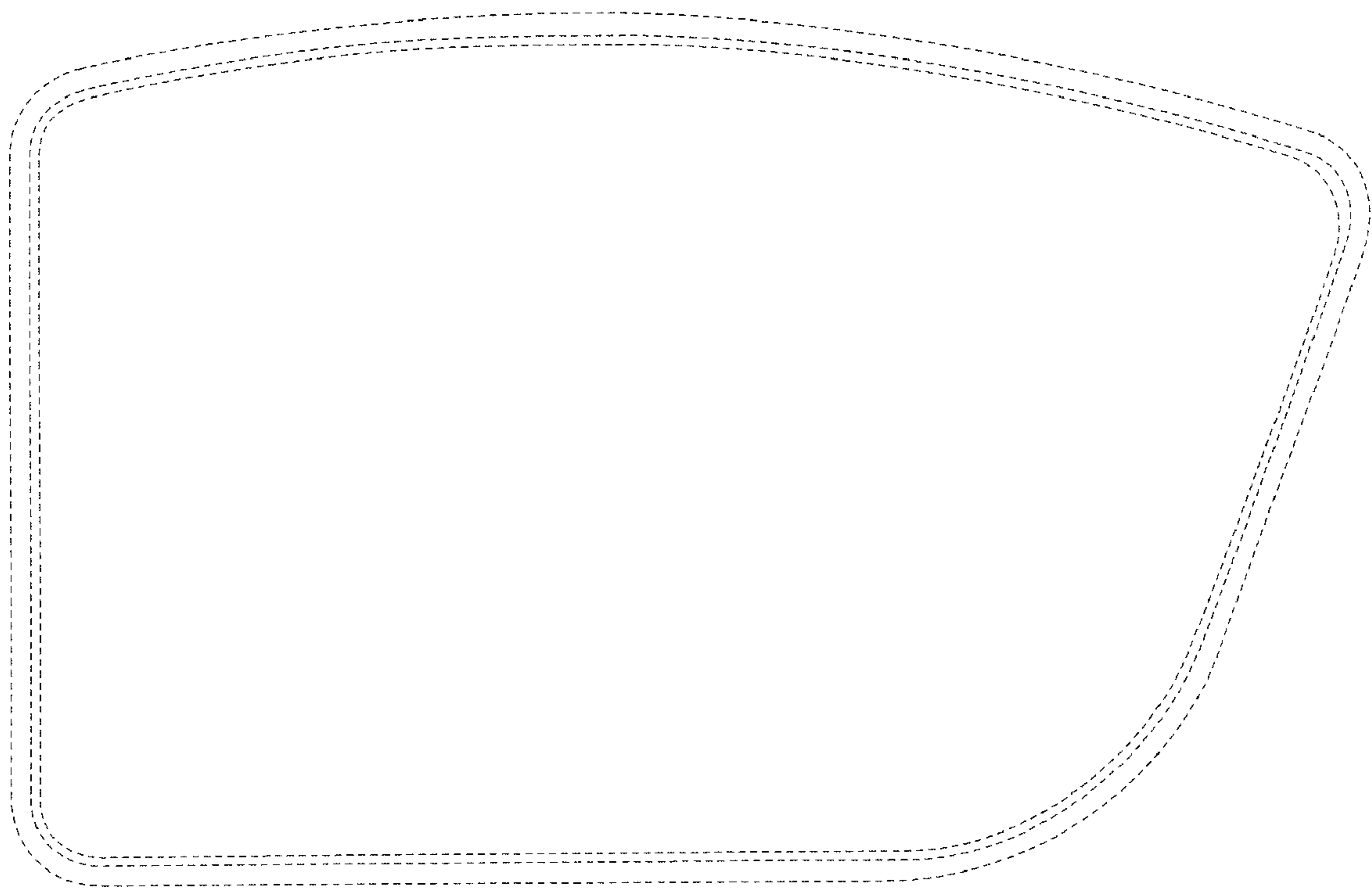


FIG. 2



*FIG. 3*

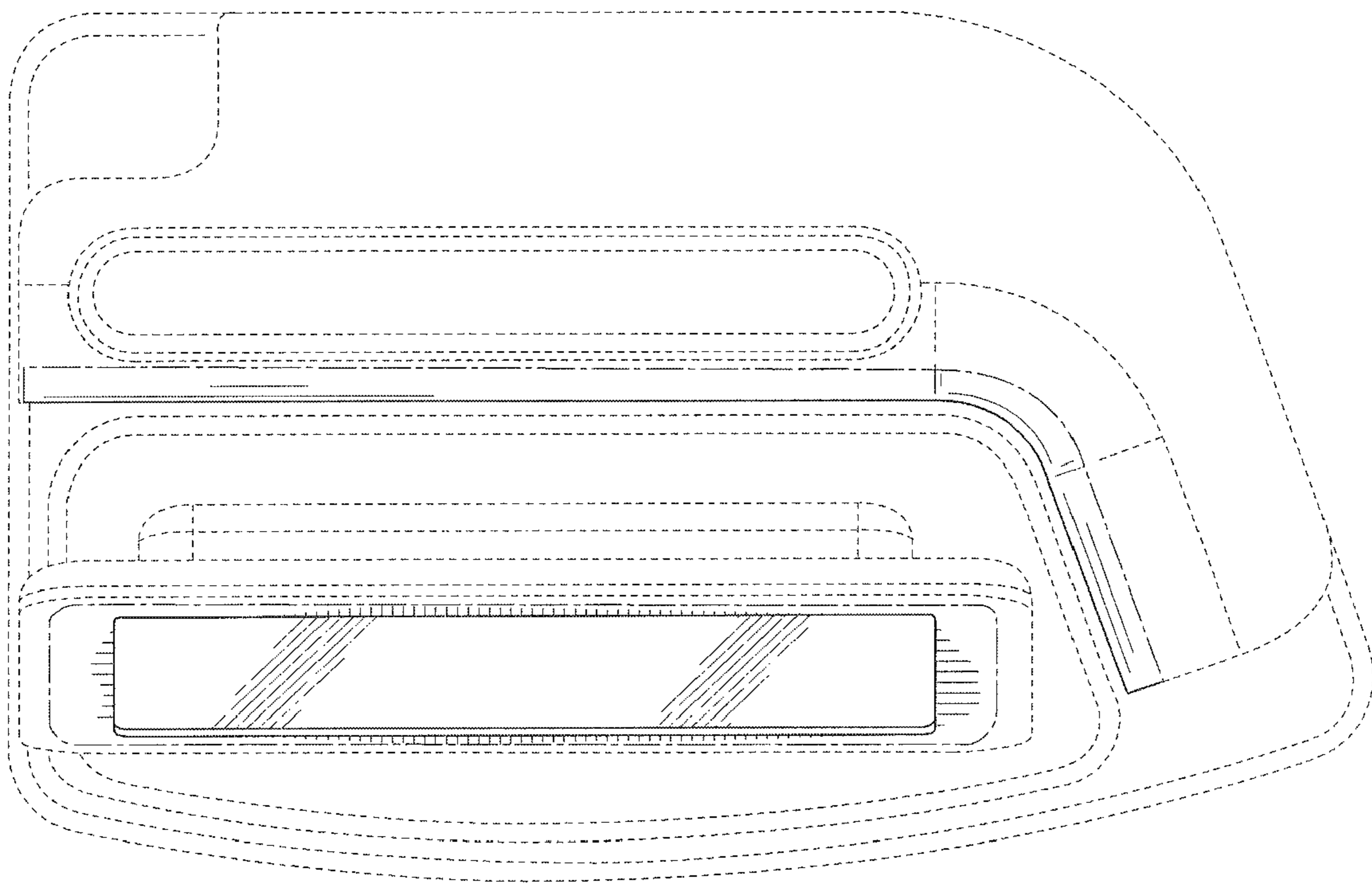


FIG. 4

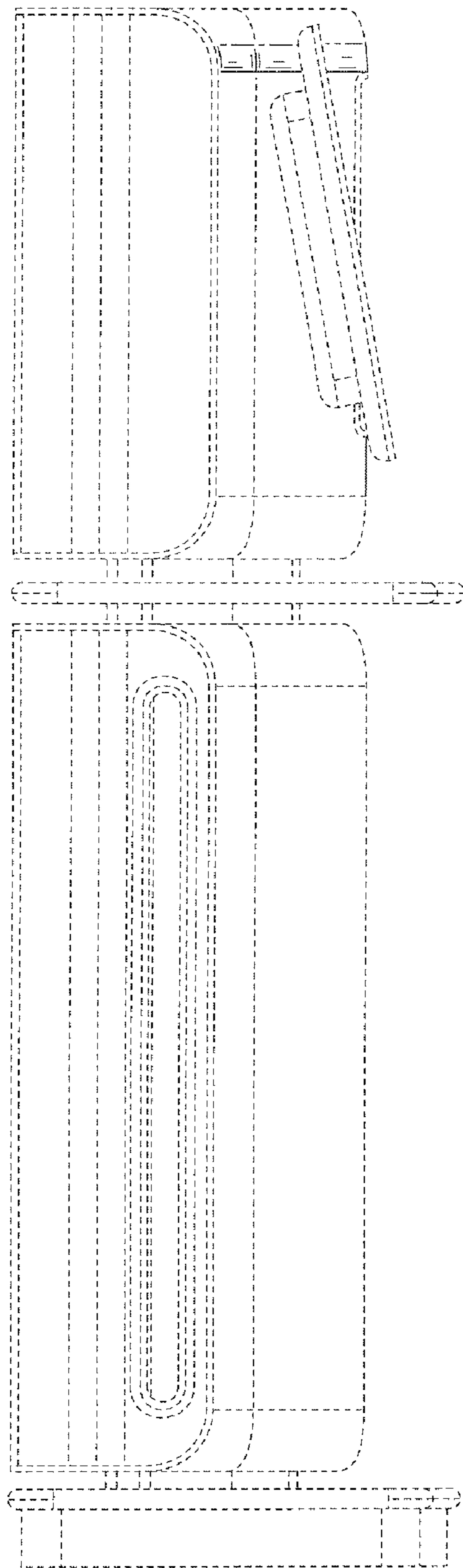


FIG. 5

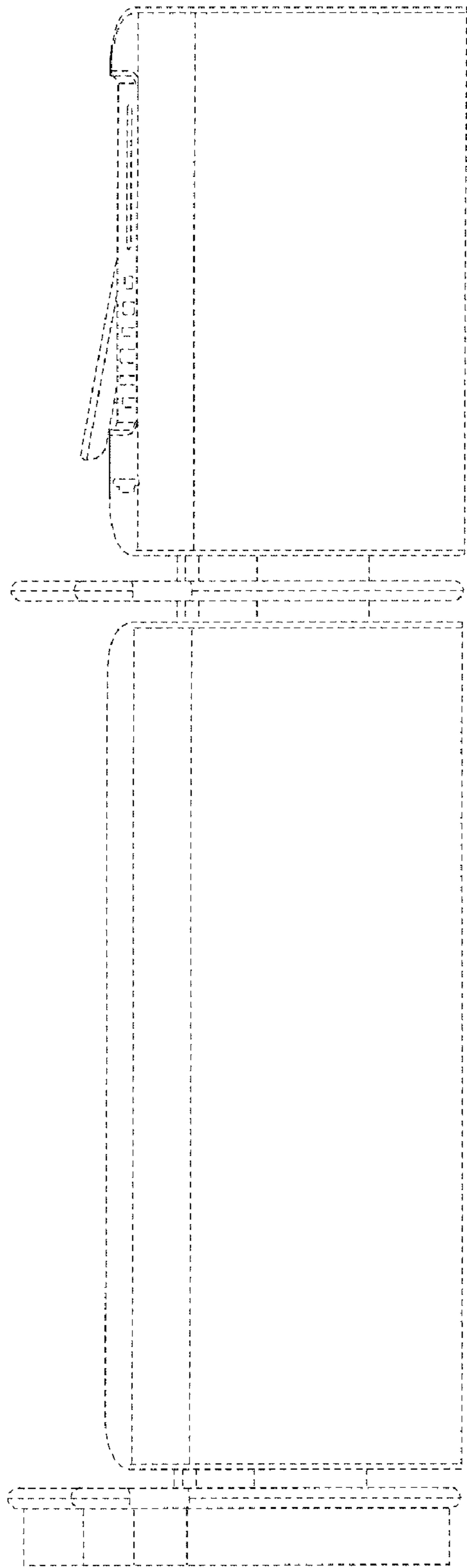


FIG. 6

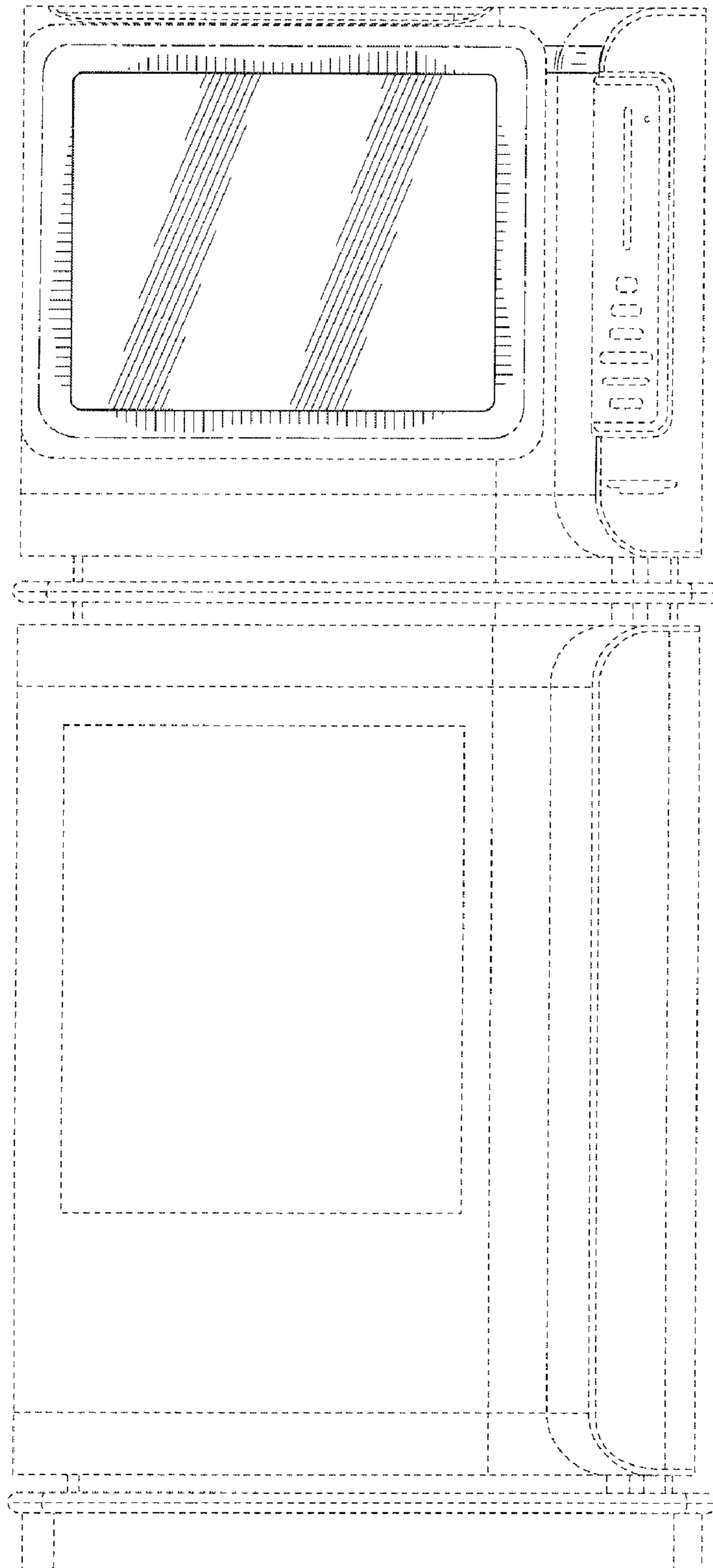


FIG. 7