



US00D580920S

(12) **United States Design Patent**
Wikel et al.

(10) **Patent No.:** **US D580,920 S**

(45) **Date of Patent:** **** Nov. 18, 2008**

(54) **MEDIA GATEWAY**

(75) Inventors: **Harold L. Wikel**, Muskego, WI (US);
Jon Godston, Chicago, IL (US)

(73) Assignee: **Motorola, Inc.**, Schaumburg, IL (US)

(**) Term: **14 Years**

(21) Appl. No.: **29/275,815**

(22) Filed: **Jan. 7, 2007**

(51) **LOC (8) Cl.** **14-03**

(52) **U.S. Cl.** **D14/240; D14/451**

(58) **Field of Classification Search** D14/242,
D14/496, 240, 167, 302, 314, 348-358, 363,
D14/383, 433, 125, 126, 133; D13/149,
D13/184; D3/201, 273; 379/220.01, 221.09,
379/220.14, 25, 93.09, 93.19, 156, 900, 338-339,
379/441; 711/100, 115; 361/658, 725, 752;
369/272.1, 273, 75.11; 360/133, 79.01, 97.03;
D9/418

See application file for complete search history.

(56) **References Cited**

U.S. PATENT DOCUMENTS

D262,106 S *	12/1981	Frassanito	D14/242
D274,729 S *	7/1984	Hovey et al.	D14/451
D291,204 S *	8/1987	Hampshire et al.	D14/451
D309,728 S *	8/1990	Nuttall et al.	D14/356
D322,963 S *	1/1992	Kittirutsunetorn	D14/242
D376,787 S *	12/1996	Calfee	D14/451
D399,834 S *	10/1998	Calfee	D14/451
D407,393 S *	3/1999	Kazama	D14/125
D432,523 S *	10/2000	Grinkus et al.	D14/217
D448,950 S *	10/2001	McIveen	D6/449
D460,435 S *	7/2002	Carbone	D14/188
D464,339 S *	10/2002	Tomino et al.	D14/240
D466,884 S *	12/2002	Clayton	D14/168
D470,848 S *	2/2003	Morooka	D14/433
D480,372 S *	10/2003	Chen et al.	D14/136
D516,055 S *	2/2006	Chen et al.	D14/188

D520,502 S *	5/2006	Xu et al.	D14/356
D522,531 S *	6/2006	Solomon et al.	D14/496
D523,014 S *	6/2006	Liu et al.	D14/433
D529,903 S *	10/2006	McRae et al.	D14/240

(Continued)

Primary Examiner—Charles A Rademaker

Assistant Examiner—Charles D Hanson

(74) *Attorney, Agent, or Firm*—Hisashi D. Watanabe

(57) **CLAIM**

The ornamental design for media gateway, as shown and described.

DESCRIPTION

FIG. 1 is a perspective view of a media gateway showing our new design;

FIG. 2 is a top view thereof;

FIG. 3 is a bottom view thereof;

FIG. 4 is a left side view thereof;

FIG. 5 is a right side view thereof;

FIG. 6 is a front view thereof;

FIG. 7 is a rear view thereof;

FIG. 8 is a perspective view of a modified embodiment of the design shown in FIGS. 1 through 7;

FIG. 9 is a top view thereof;

FIG. 10 is a bottom view thereof;

FIG. 11 is a left side view thereof;

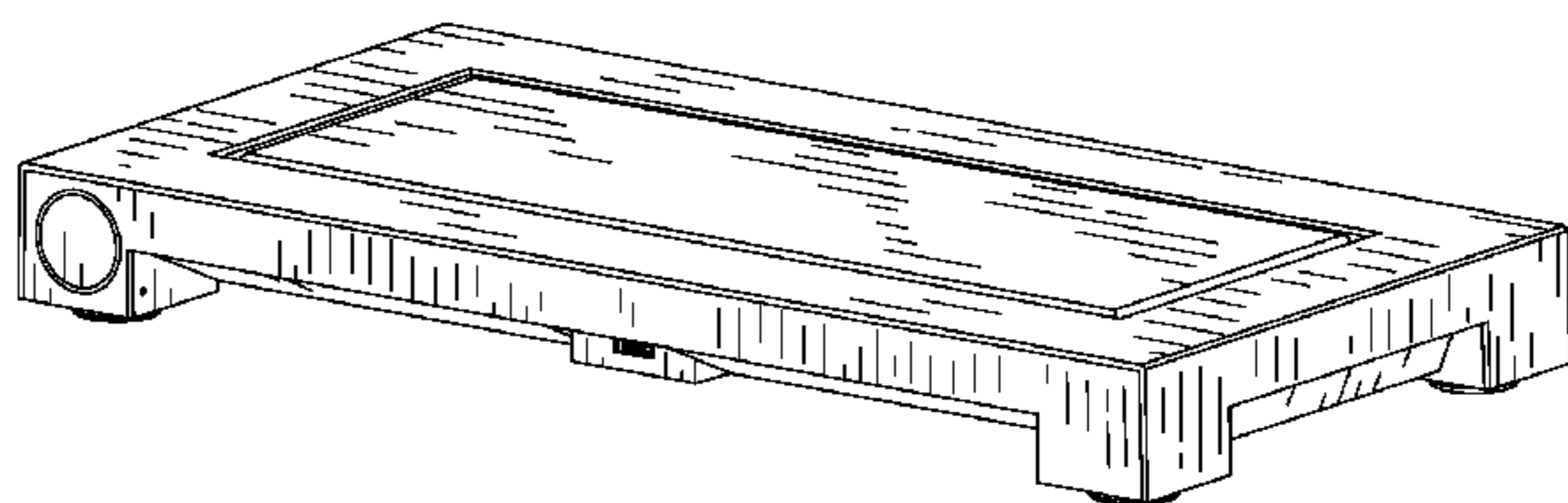
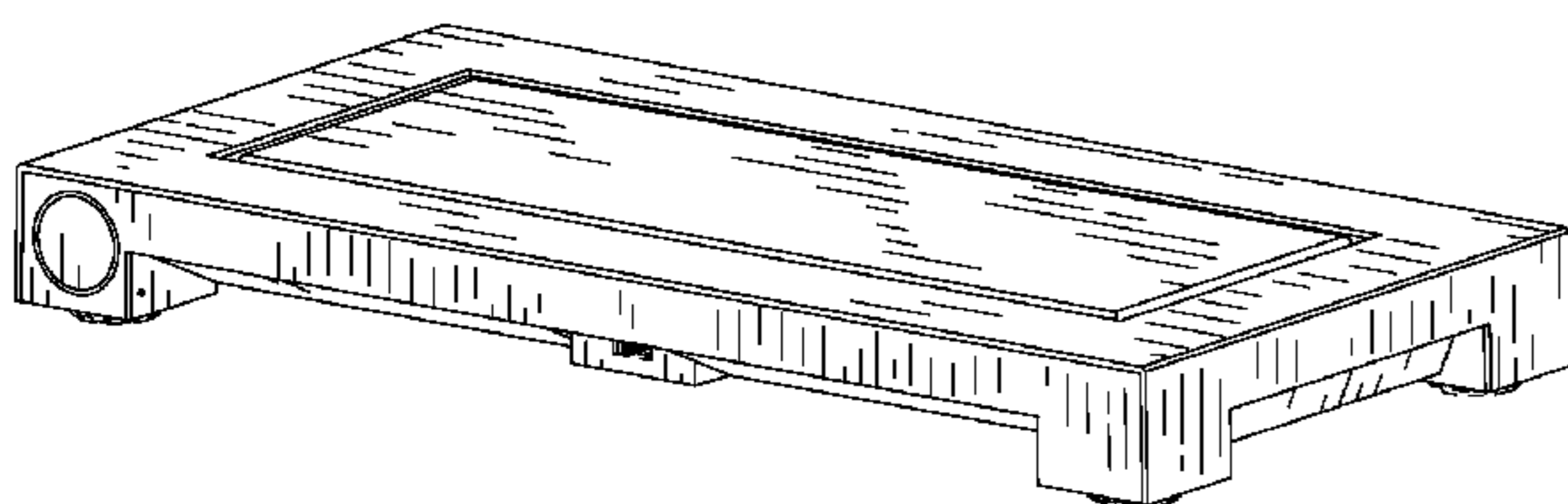
FIG. 12 is a right side view thereof;

FIG. 13 is a front view thereof; and,

FIG. 14 is a rear view thereof.

The broken lines shown in FIGS. 1-7 are included for the purpose of illustrating environmental elements only and form no part of the claimed design.

1 Claim, 8 Drawing Sheets



US D580,920 S

Page 2

U.S. PATENT DOCUMENTS

D530,325 S *	10/2006	Kerila et al.	D14/356	D561,750 S *	2/2008	Liu et al.	D14/240
D534,182 S *	12/2006	Leija et al.	D14/496	D562,264 S *	2/2008	Jeong et al.	D13/164
D535,281 S *	1/2007	Yang	D14/136	D562,813 S *	2/2008	Storti et al.	D14/240
D535,650 S *	1/2007	Wong et al.	D14/240	D562,814 S *	2/2008	Liu et al.	D14/240
D535,651 S *	1/2007	Wong et al.	D14/240	D563,943 S *	3/2008	Watanabe	D14/188
D536,333 S *	2/2007	McRae et al.	D14/240	D564,493 S *	3/2008	Tejima	D14/168
D536,696 S *	2/2007	McRae et al.	D14/240	D565,568 S *	4/2008	Trifilio et al.	D14/356
D538,795 S *	3/2007	Wong et al.	D14/240	D565,571 S *	4/2008	Trifilio et al.	D14/434
D540,793 S *	4/2007	Kim et al.	D14/358	D566,710 S *	4/2008	Chun et al.	D14/358
D541,274 S *	4/2007	Wang	D14/356	D568,312 S *	5/2008	Wang et al.	D14/356
D542,784 S *	5/2007	Franck et al.	D14/240	D571,743 S *	6/2008	Tu	D14/125
D549,190 S *	8/2007	Paradise et al.	D14/125	D573,144 S *	7/2008	Lin	D14/358
D551,205 S *	9/2007	Ichikawa	D14/188	D574,823 S *	8/2008	Wung	D14/357

* cited by examiner

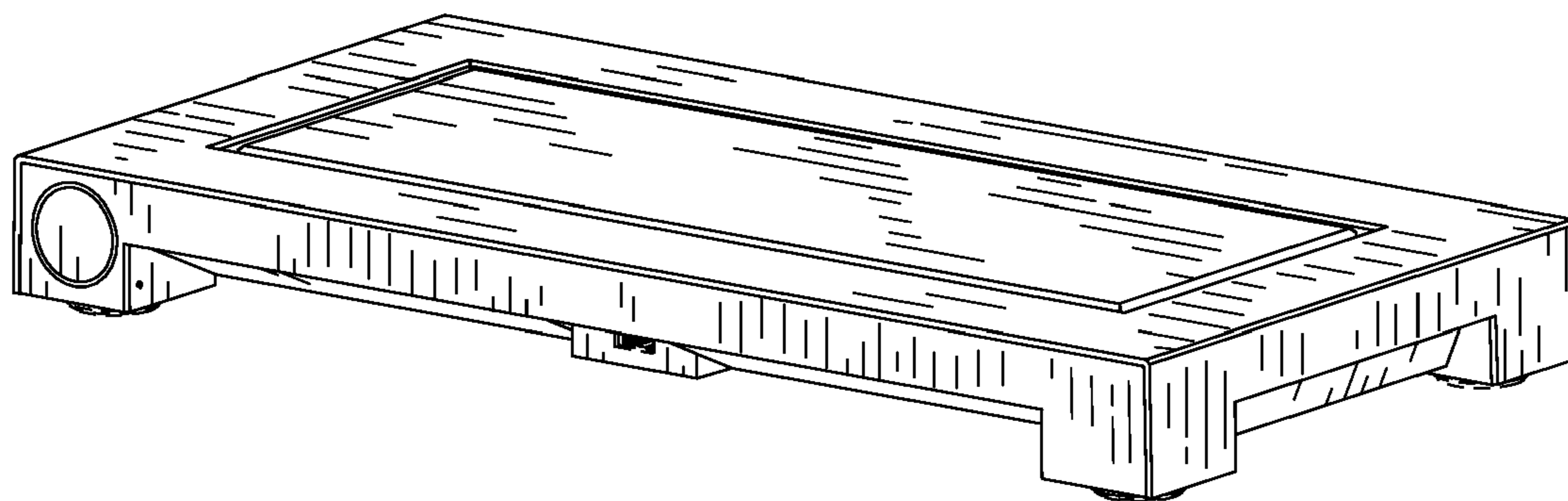


FIG. 1

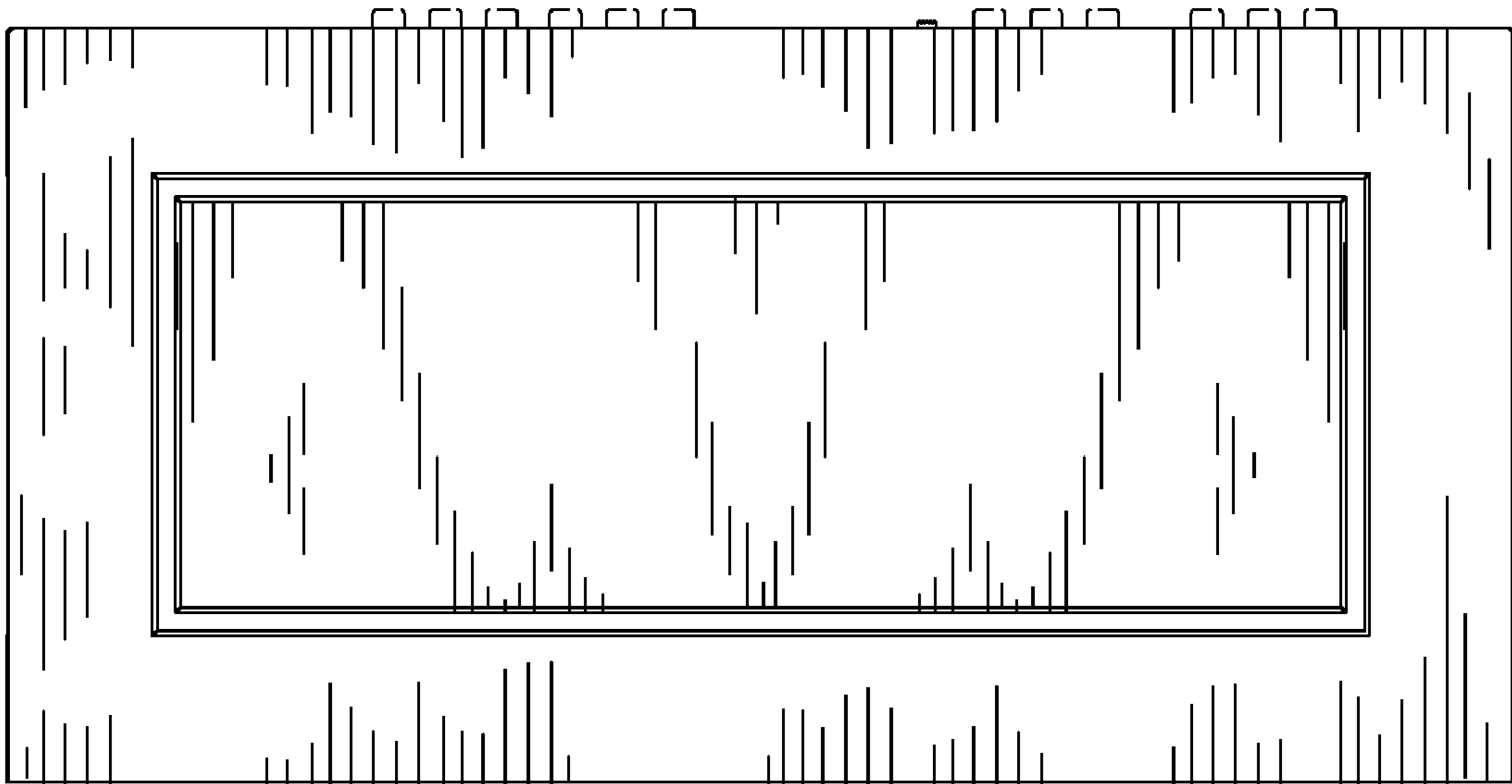


FIG. 2

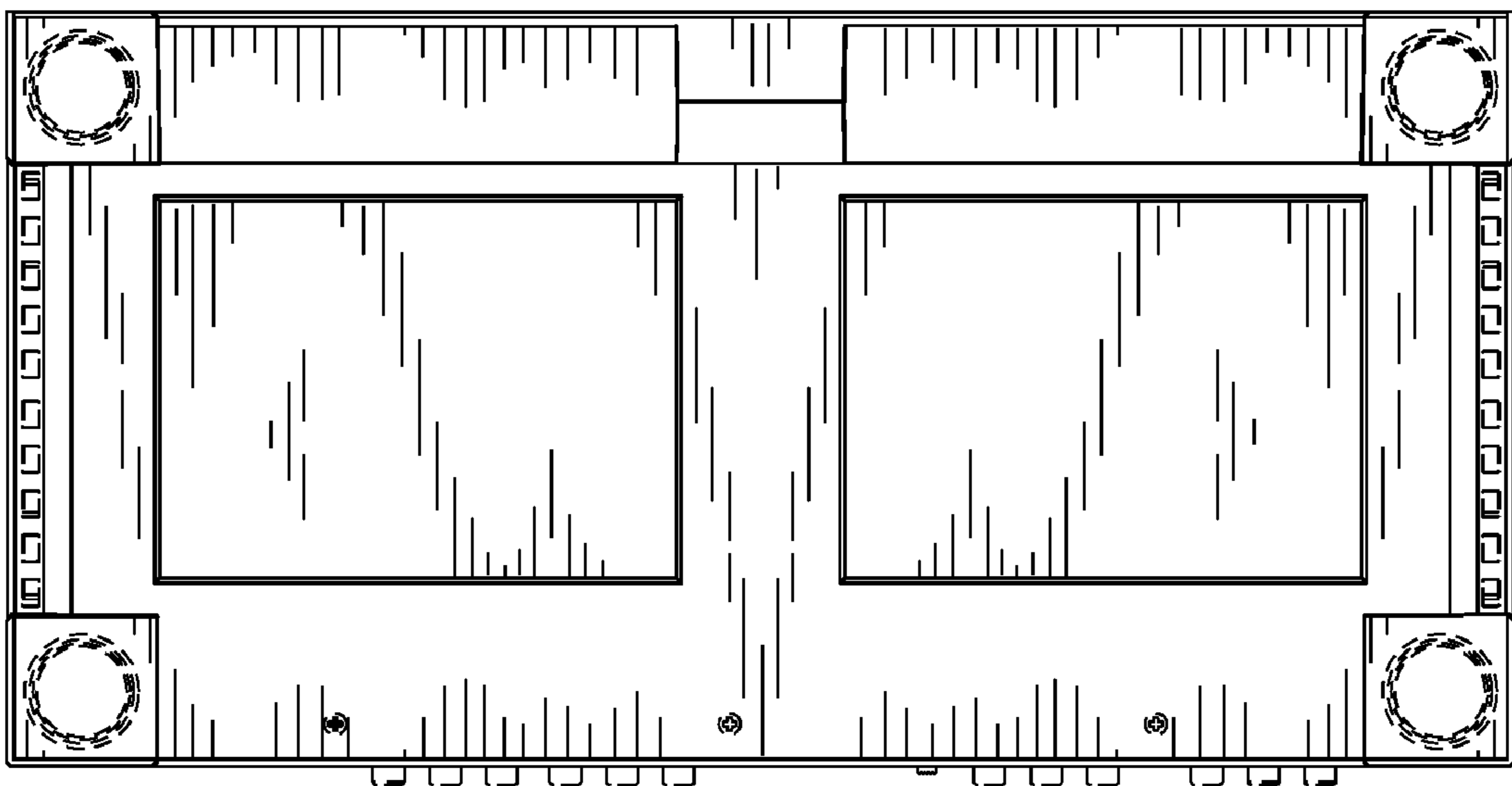


FIG. 3

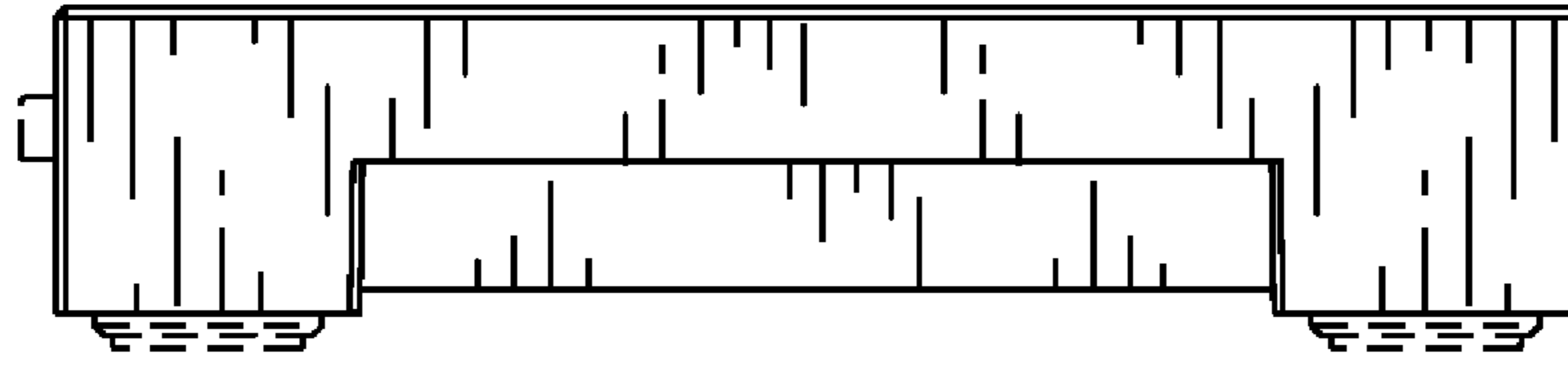


FIG. 4

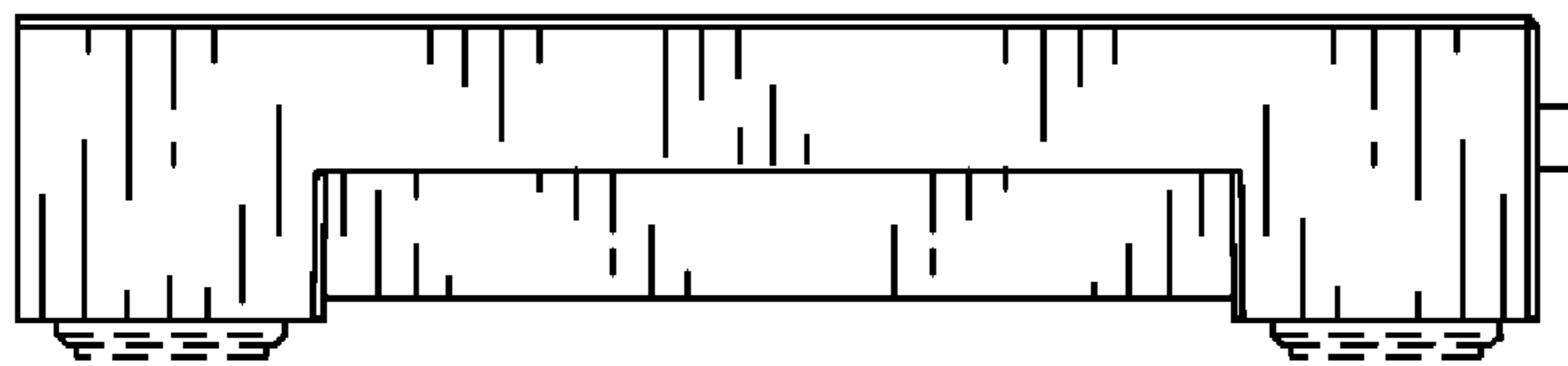


FIG. 5

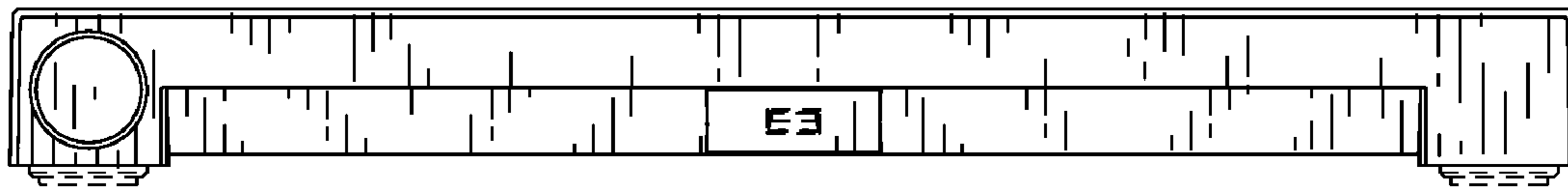


FIG. 6

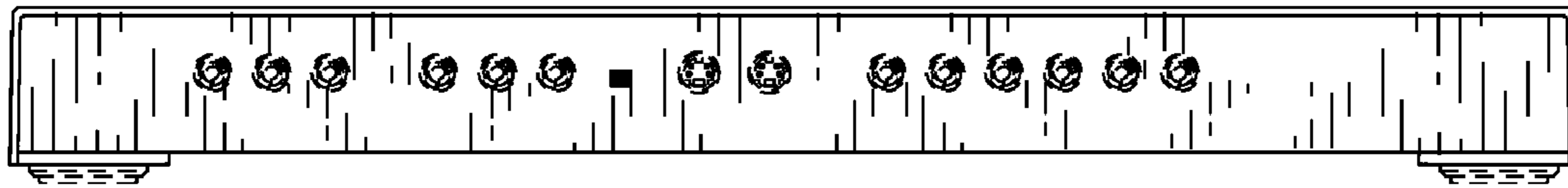


FIG. 7

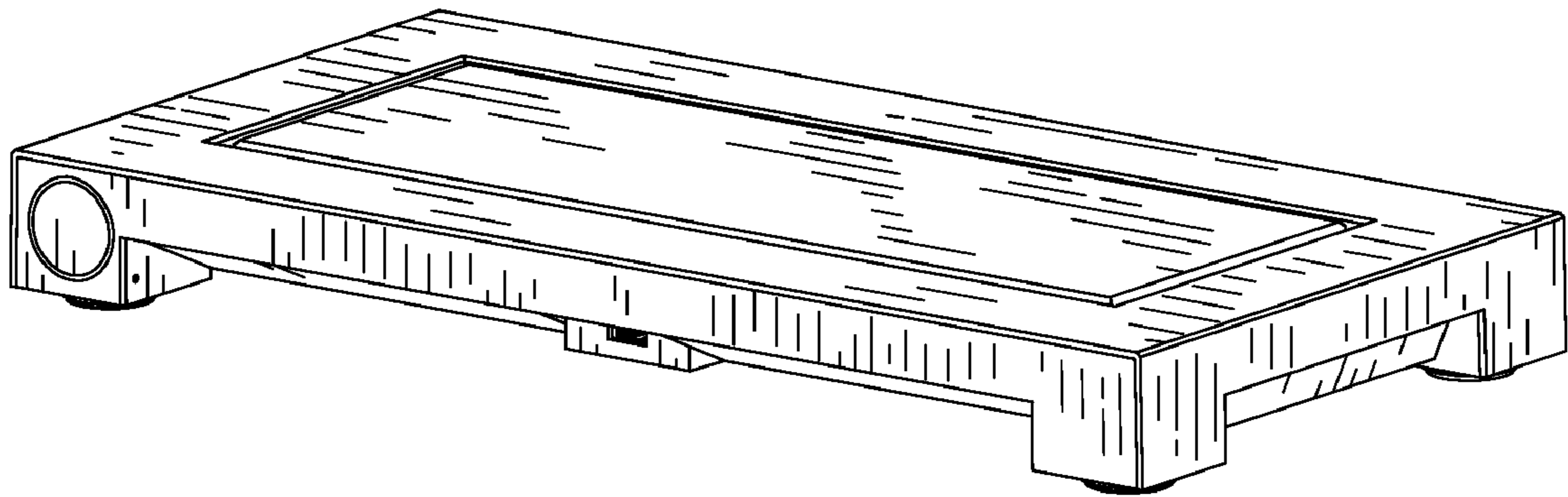


FIG. 8

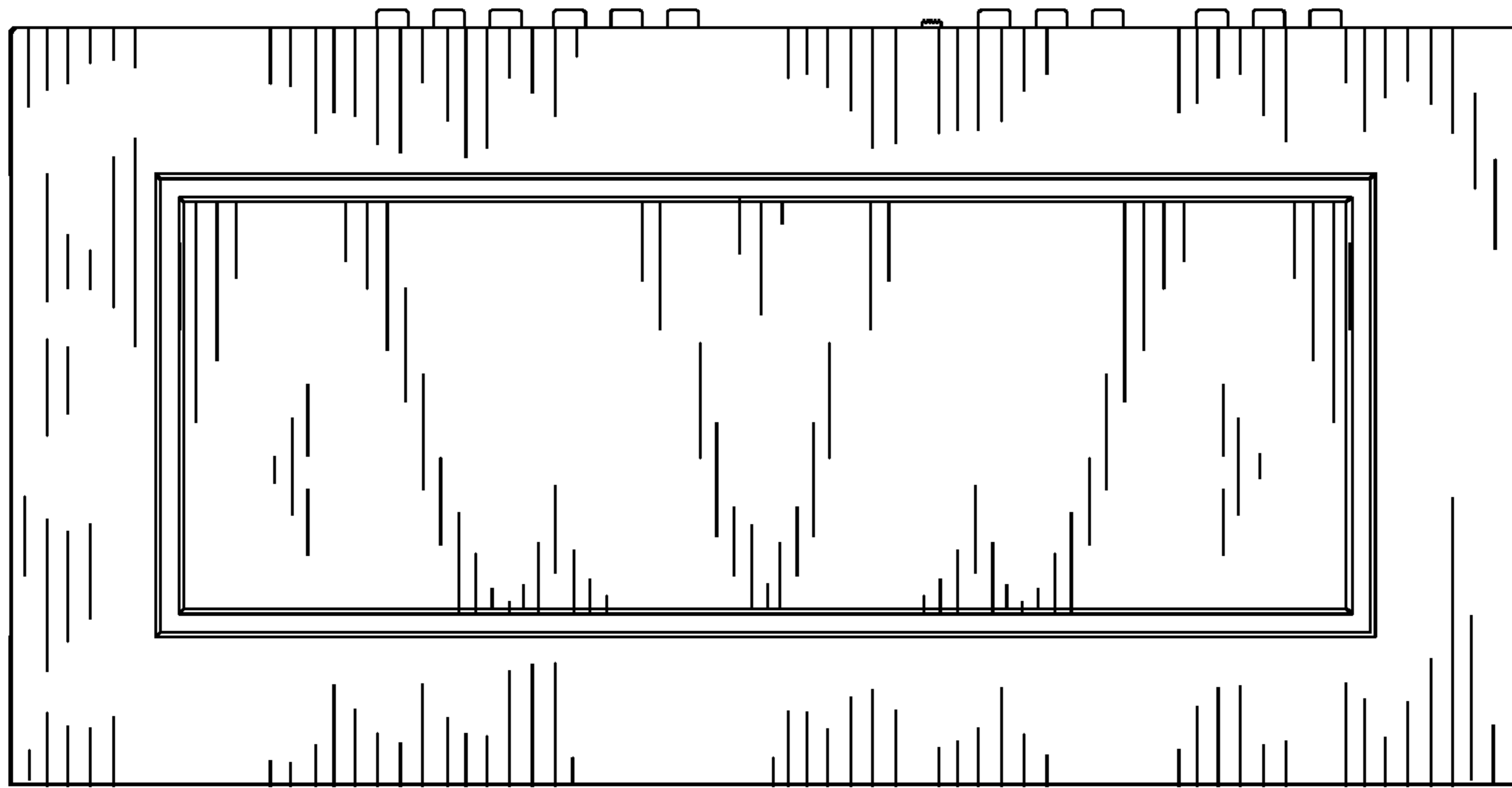


FIG. 9

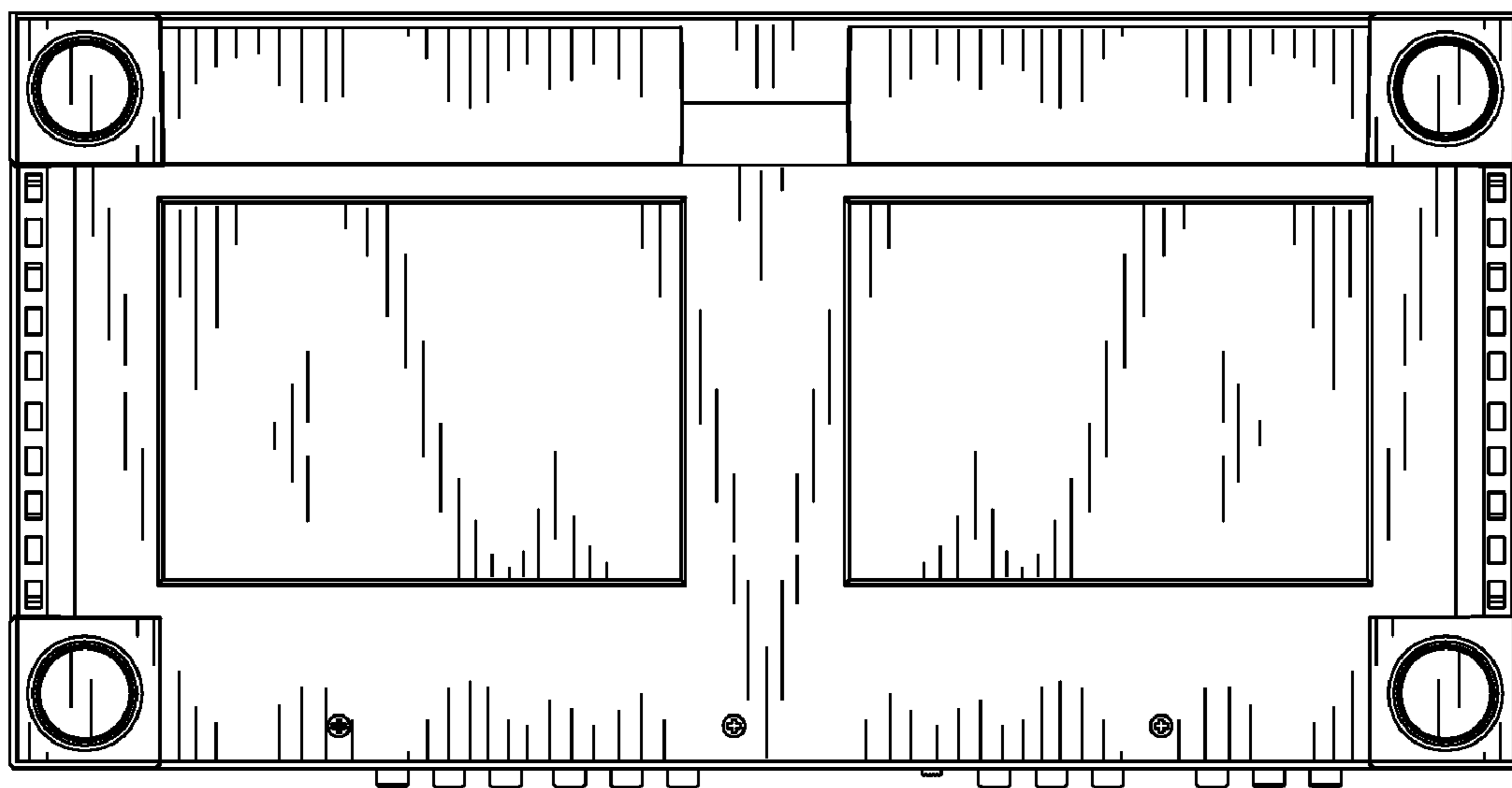


FIG. 10

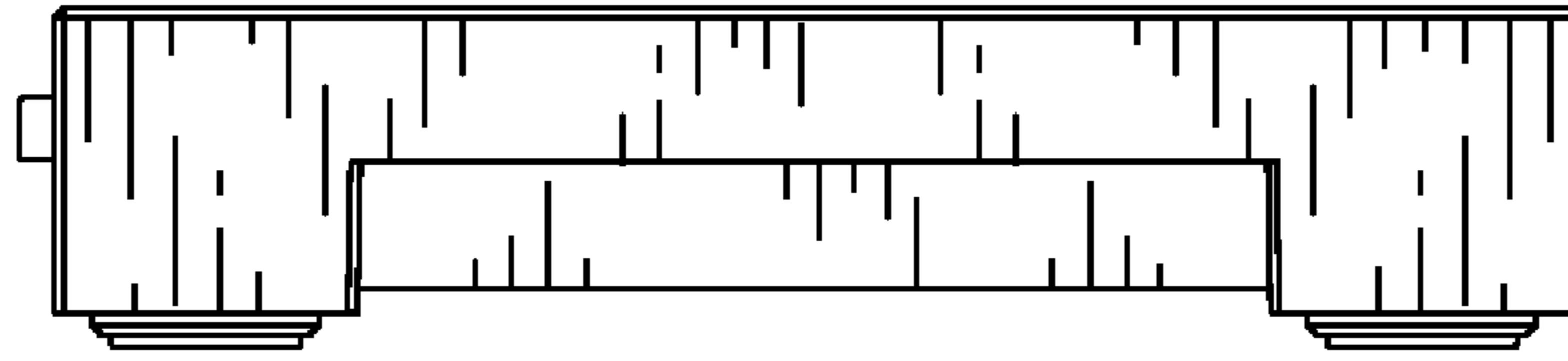


FIG. 11

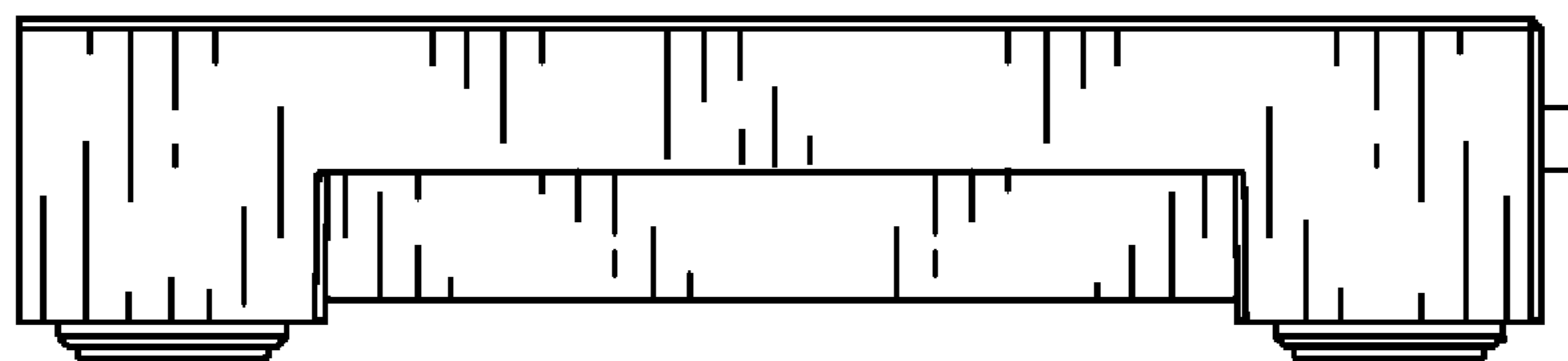


FIG. 12

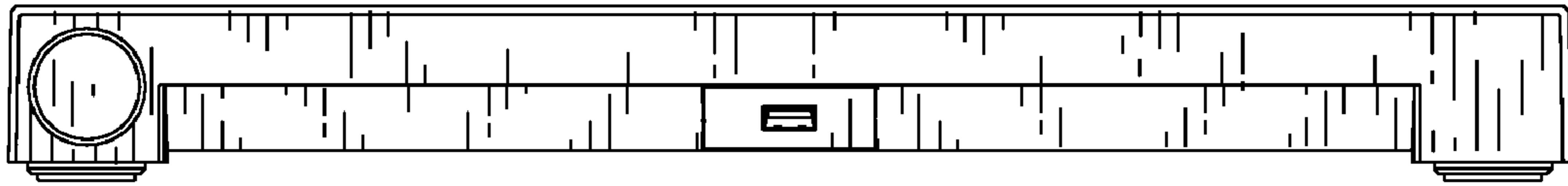


FIG. 13

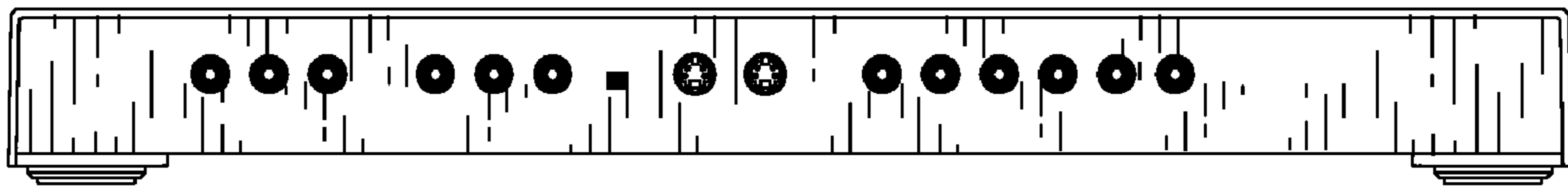


FIG. 14