



US00D580915S

(12) **United States Design Patent**
Tsao

(10) **Patent No.:** **US D580,915 S**

(45) **Date of Patent:** **** Nov. 18, 2008**

(54) **REMOTE CONTROL**

(75) Inventor: **Chun-Lei Tsao**, Taipei (TW)

(73) Assignee: **Hannspree, Inc.**, Taipei (TW)

(**) Term: **14 Years**

(21) Appl. No.: **29/309,107**

(22) Filed: **Jun. 23, 2008**

(51) **LOC (8) Cl.** **14-03**

(52) **U.S. Cl.** **D14/218; D13/168**

(58) **Field of Classification Search** D14/218,
D14/455, 138; D13/168; D21/566; D10/104,
D10/106; 345/169; 348/14.05, 114, 211.99,
348/734; 340/825.24, 825.69; 341/22; 455/92,
455/95, 128, 151.1–151.4, 352, 355, FOR. 121;
700/65

See application file for complete search history.

(56) **References Cited**

U.S. PATENT DOCUMENTS

D306,588 S *	3/1990	Kashiwagi	D14/163
D319,229 S *	8/1991	Hino et al.	D14/126
D335,880 S *	5/1993	Kanatani et al.	D14/165
D446,554 S *	8/2001	Gautieri et al.	D21/405
6,463,257 B1 *	10/2002	Wood	434/308
D467,911 S *	12/2002	Lee	D14/243
D487,733 S *	3/2004	Lucaci et al.	D14/138 AC

D493,155 S *	7/2004	Robertson et al.	D14/137
D506,982 S *	7/2005	Murtaugh et al.	D13/168
D513,233 S *	12/2005	Stauffer	D13/168
D550,654 S *	9/2007	Miyawaki	D14/218
D572,206 S *	7/2008	Ikeda et al.	D13/168
2005/0024321 A1 *	2/2005	Tsai	345/156
2005/0270270 A1 *	12/2005	Chadha	345/157

* cited by examiner

Primary Examiner—Robert M Spear

Assistant Examiner—John Windmuller

(74) *Attorney, Agent, or Firm*—Reed Smith LLP; Stanley P. Fisher, Esq.; Juan Carlos A. Marquez, Esq.

(57) **CLAIM**

The ornamental design for a remote control, as shown and described.

DESCRIPTION

FIG. 1 is a front perspective view thereof;

FIG. 2 is a front elevational view thereof;

FIG. 3 is a rear elevational view thereof;

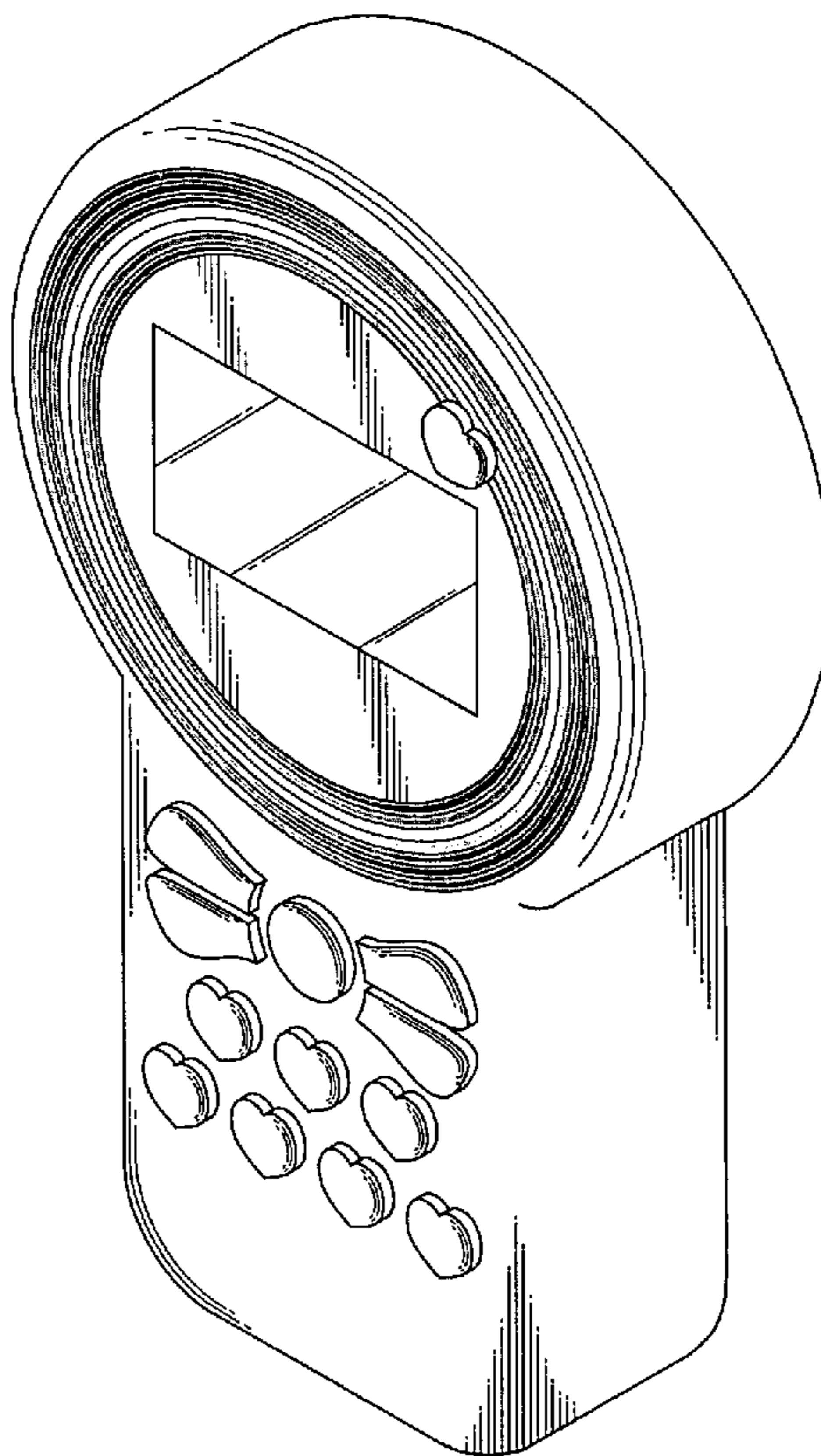
FIG. 4 is a left side elevational view thereof;

FIG. 5 is a right side elevational view thereof;

FIG. 6 is a top plan view thereof; and,

FIG. 7 is a bottom plan view thereof.

1 Claim, 7 Drawing Sheets



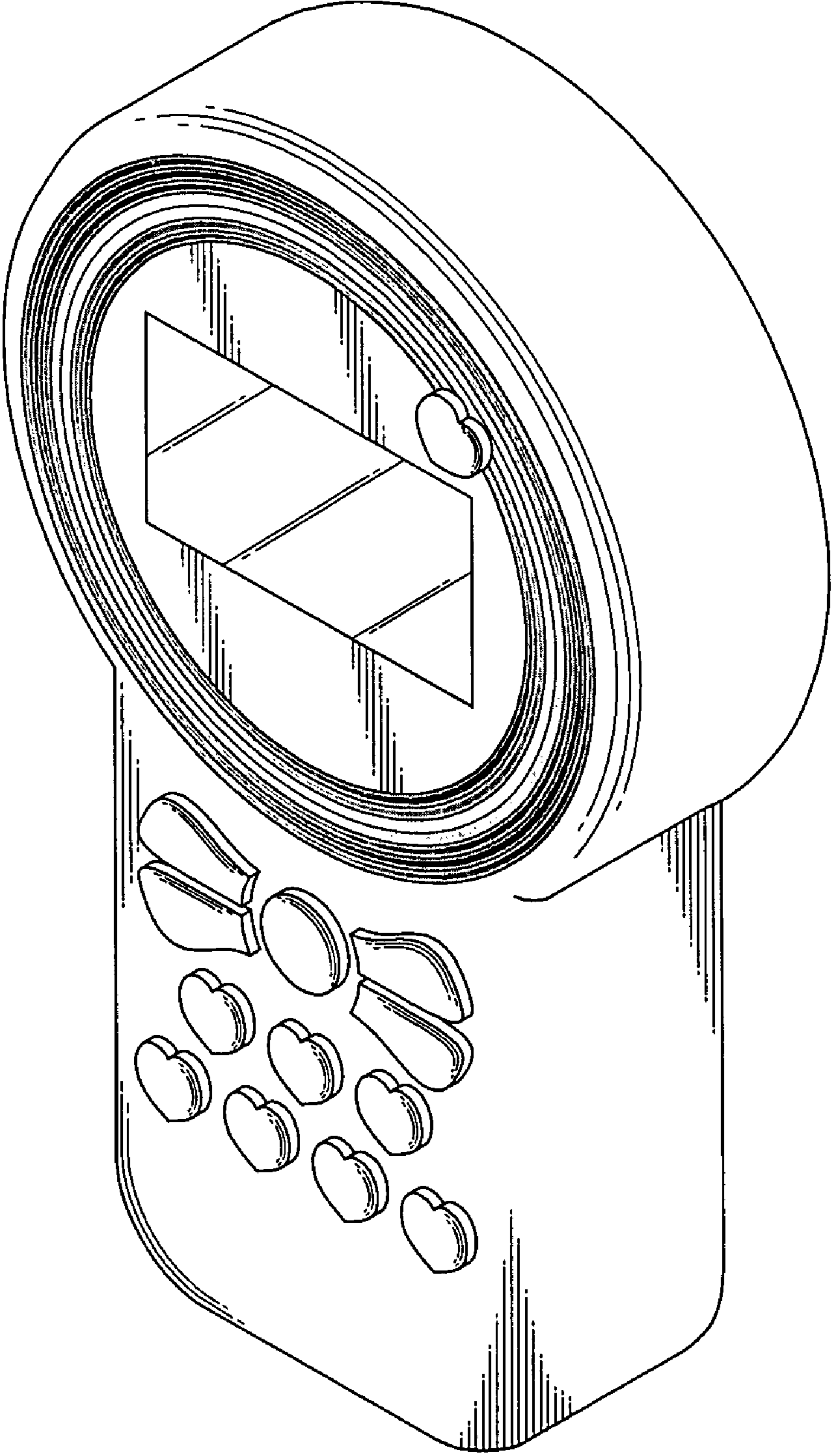


Fig. 1

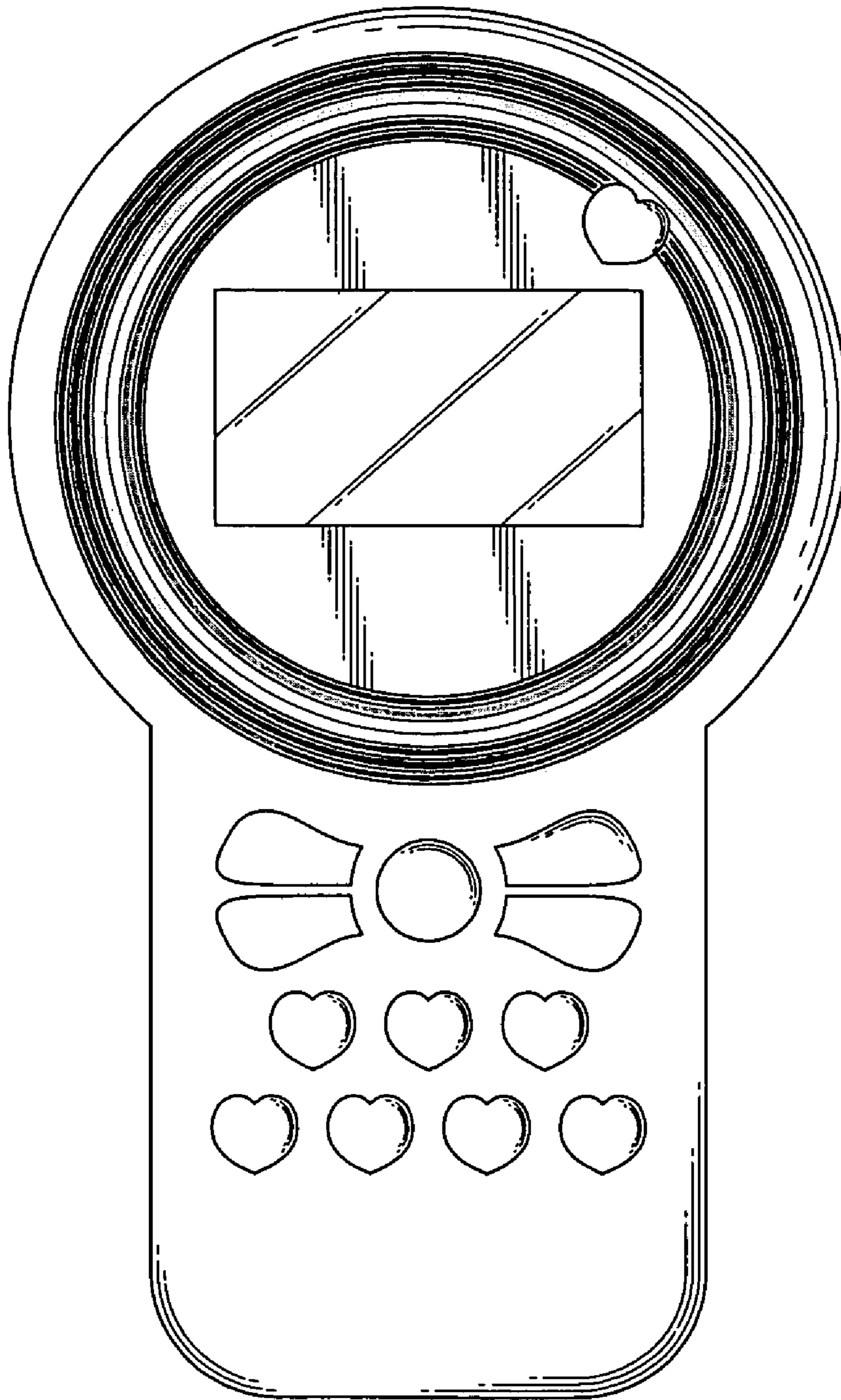


Fig. 2

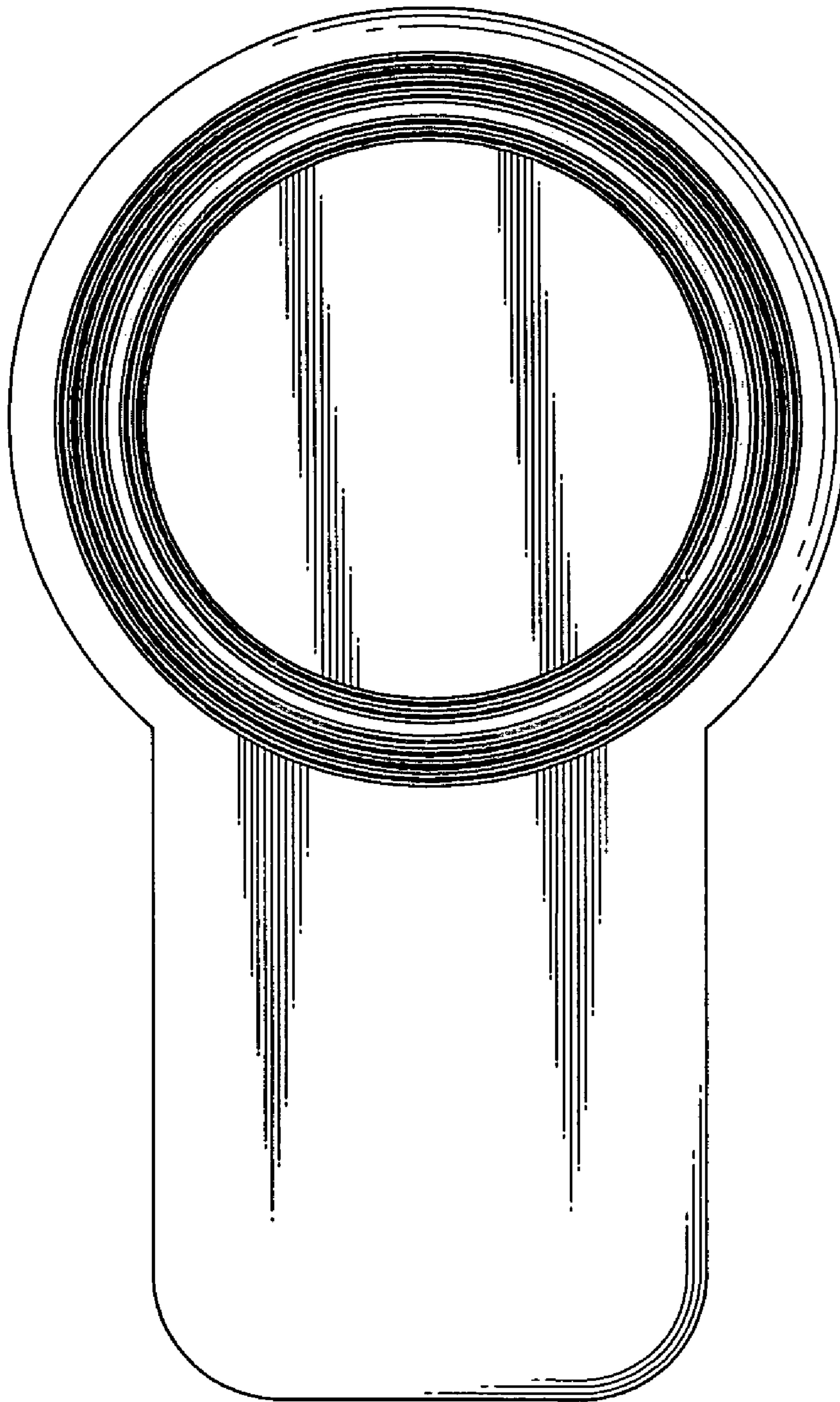


Fig. 3

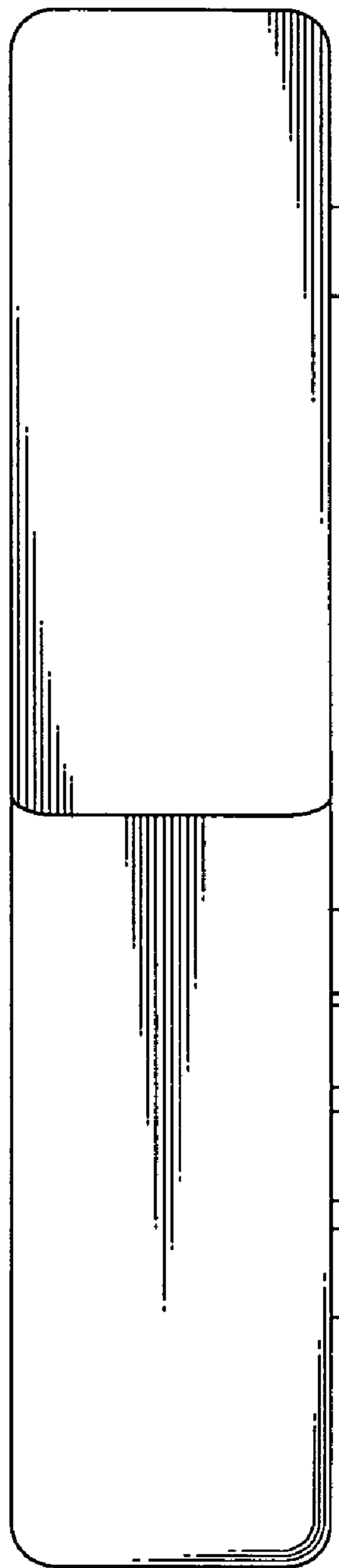


Fig. 4

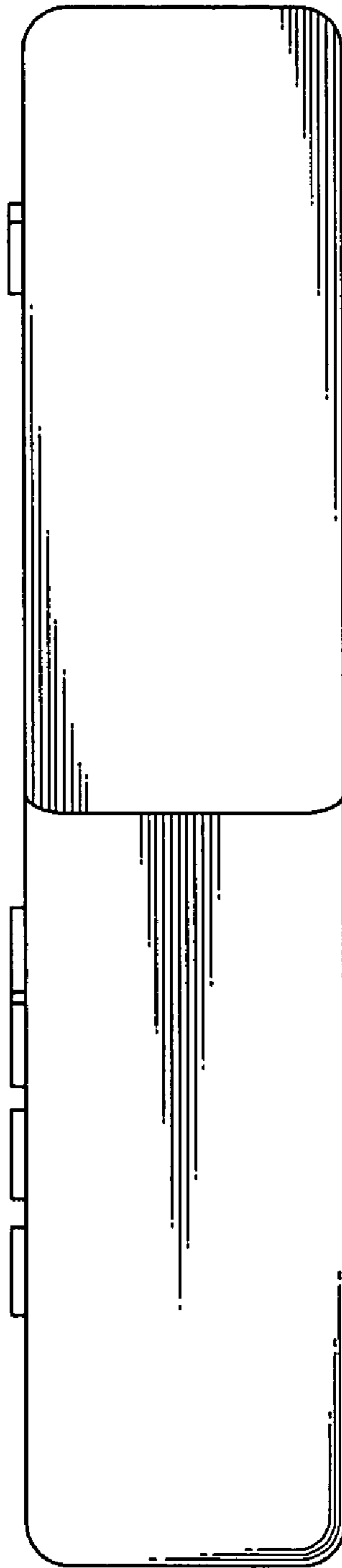


Fig. 5



Fig. 6

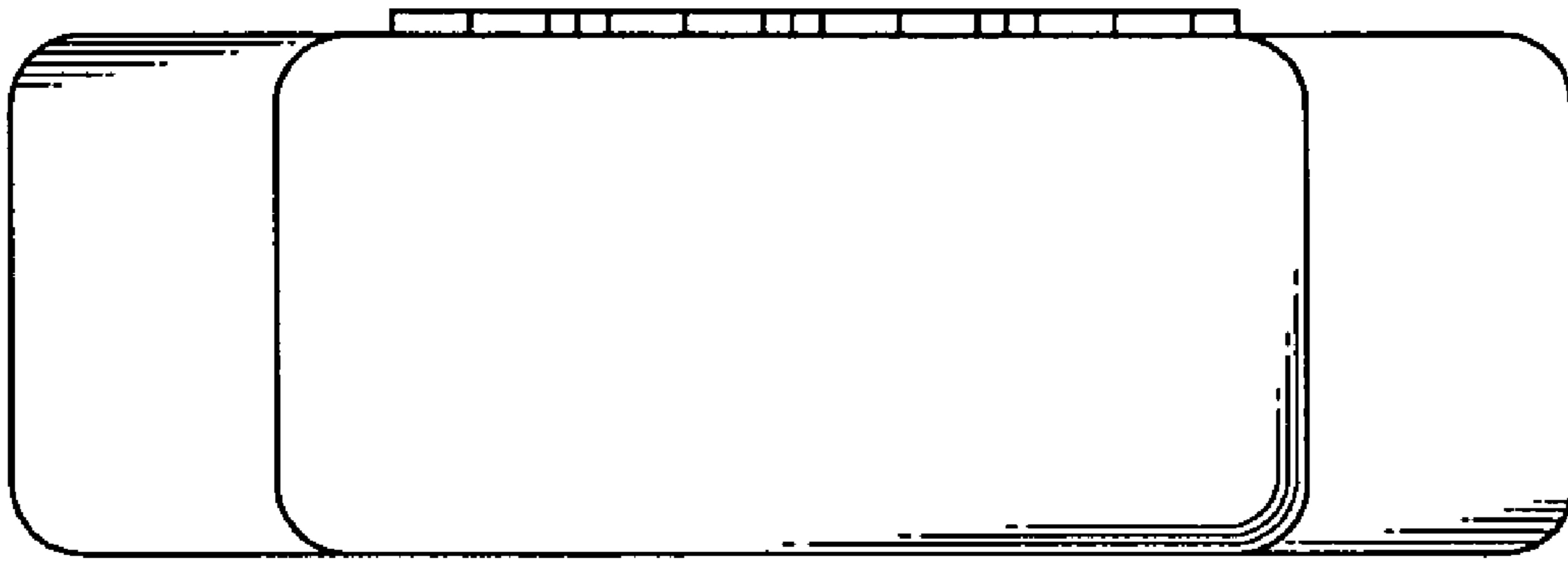


Fig. 7