



US00D580913S

(12) **United States Design Patent**  
**Omori et al.**

(10) **Patent No.:** **US D580,913 S**  
(45) **Date of Patent:** **\*\* Nov. 18, 2008**

(54) **SPEAKER BOX**

D486,474 S \* 2/2004 Allen ..... D14/215  
D518,025 S \* 3/2006 Omori et al. .... D14/211

(75) Inventors: **Tatsuya Omori**, Kadoma (JP); **Takashi Suzuki**, Kadoma (JP)

FOREIGN PATENT DOCUMENTS

(73) Assignee: **Panasonic Corporation**, Osaka (JP)

JP D1077133 7/2000  
JP D1081761 8/2000

(\*\*) Term: **14 Years**

\* cited by examiner

(21) Appl. No.: **29/303,800**

*Primary Examiner*—Nanda Bondade

(22) Filed: **Feb. 18, 2008**

(74) *Attorney, Agent, or Firm*—Brinks Hofer Gilson & Lione

(30) **Foreign Application Priority Data**

Nov. 22, 2007 (JP) ..... 2007-032172

(57) **CLAIM**

We claim the ornamental design for a speaker box, as shown and described.

(51) **LOC (8) Cl.** ..... **14-01**

**DESCRIPTION**

(52) **U.S. Cl.** ..... **D14/215**

FIG. 1 is a front perspective view of a speaker box of the present invention;

(58) **Field of Classification Search** ..... D14/204,  
D14/207, 209–216; 181/143–144, 147–148,  
181/150, 157, 198–199, 151, 153; 381/300–302,  
381/306, 333, 345, 361–364, 386–388, 332,  
381/336

FIG. 2 is a rear perspective view thereof;

FIG. 3 is a front view thereof;

FIG. 4 is a rear view thereof;

FIG. 5 is a first side view thereof;

FIG. 6 is a second side view thereof;

FIG. 7 is a top view thereof; and,

FIG. 8 is a bottom view thereof.

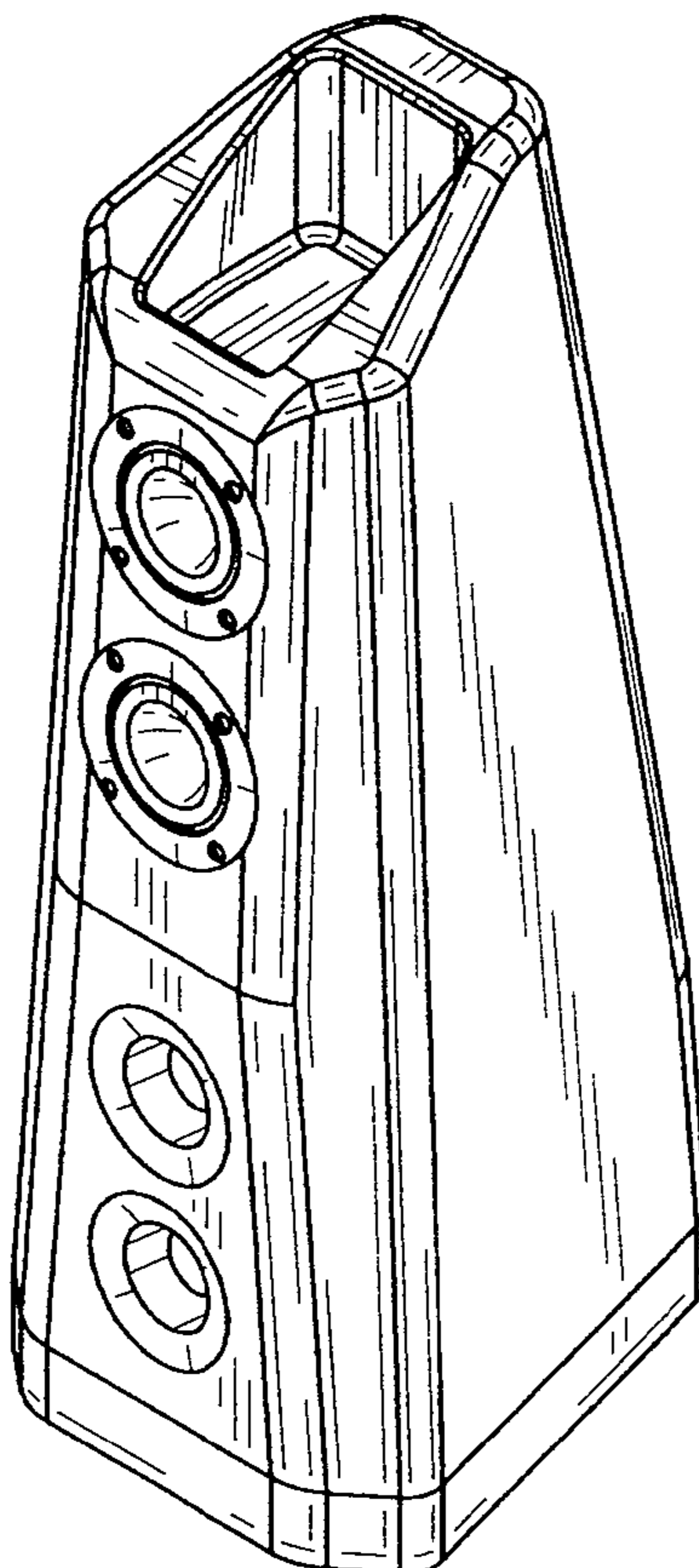
See application file for complete search history.

(56) **References Cited**

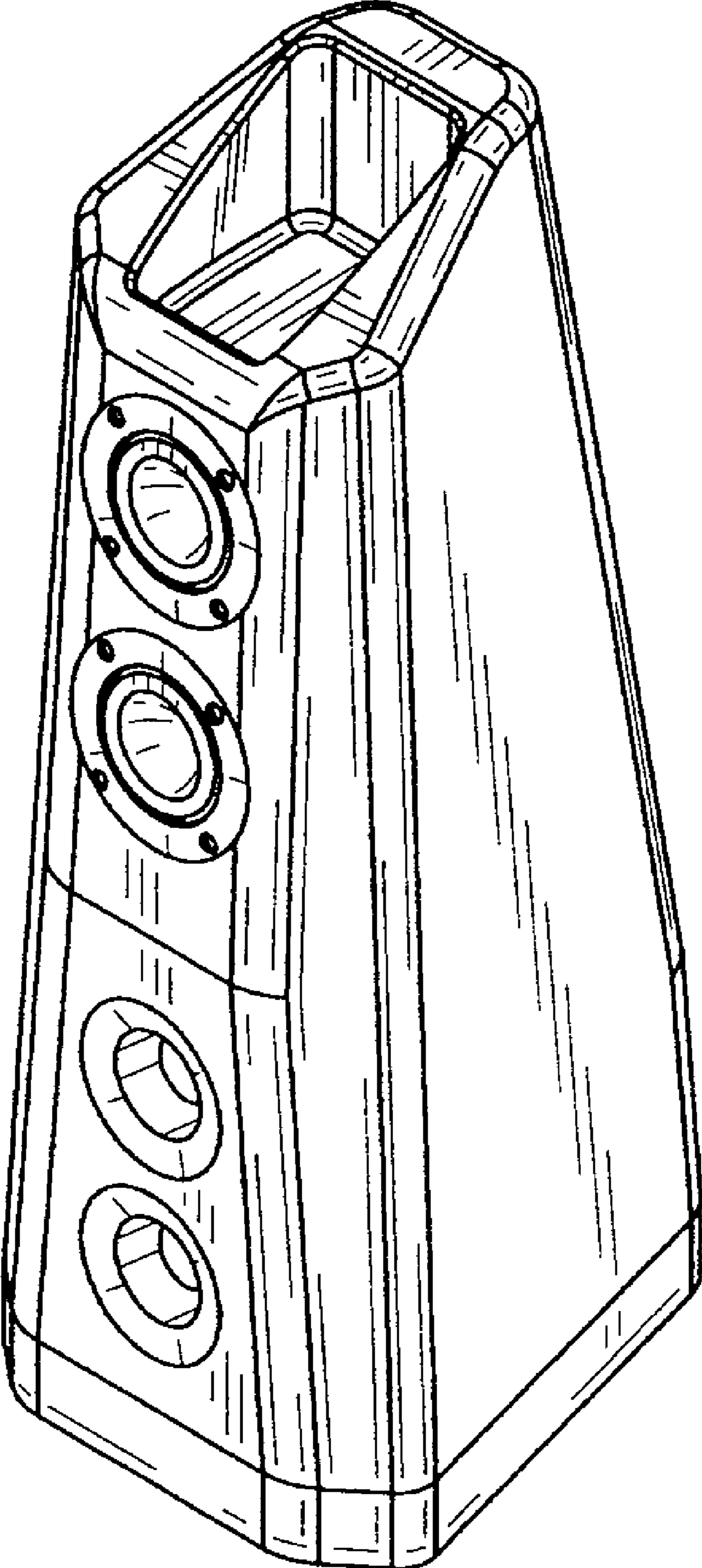
U.S. PATENT DOCUMENTS

D485,258 S \* 1/2004 Allen ..... D14/215  
D485,259 S \* 1/2004 Allen ..... D14/215

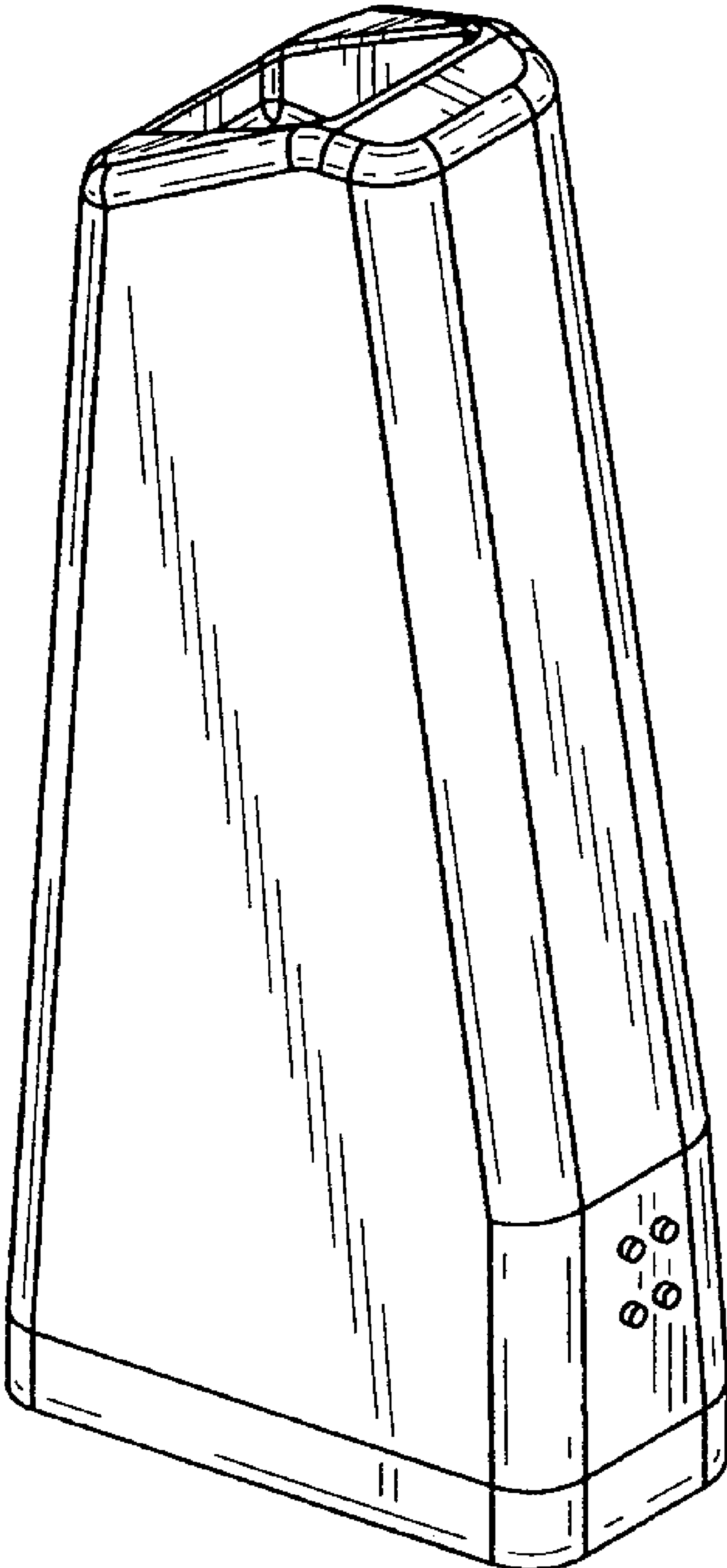
**1 Claim, 8 Drawing Sheets**



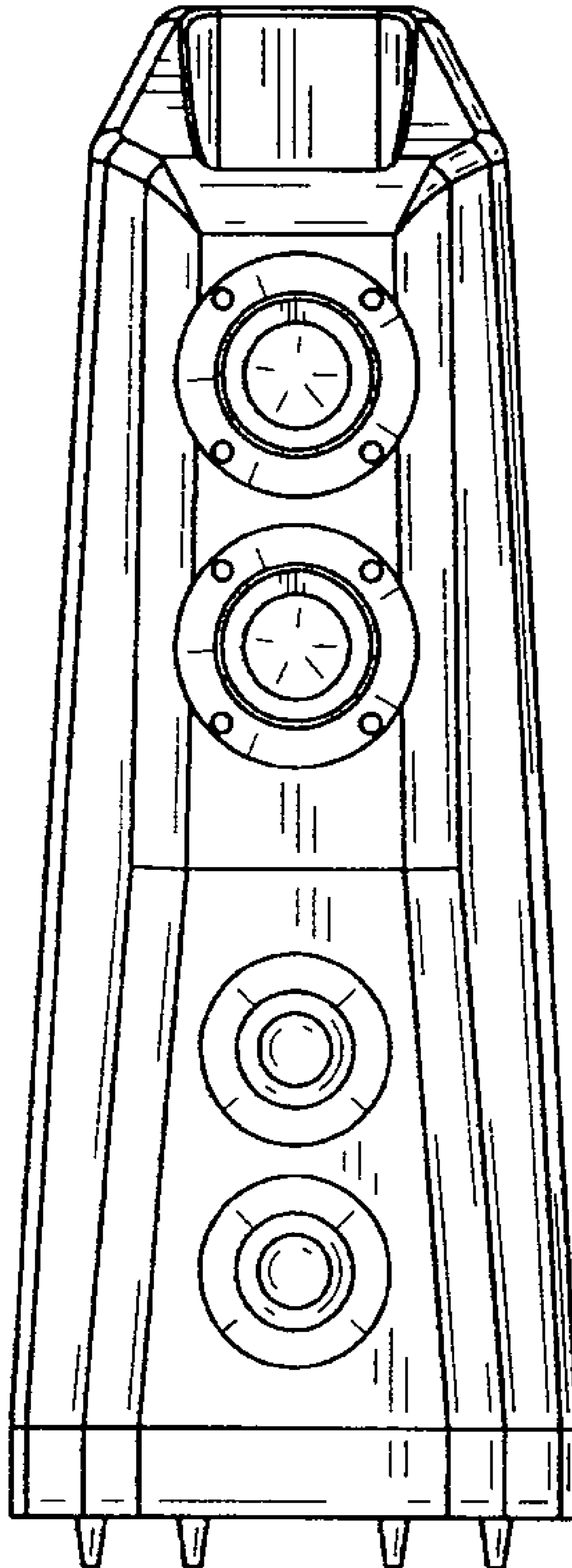
**FIG. 1**




**FIG. 2**



**FIG. 3**



**FIG. 4**



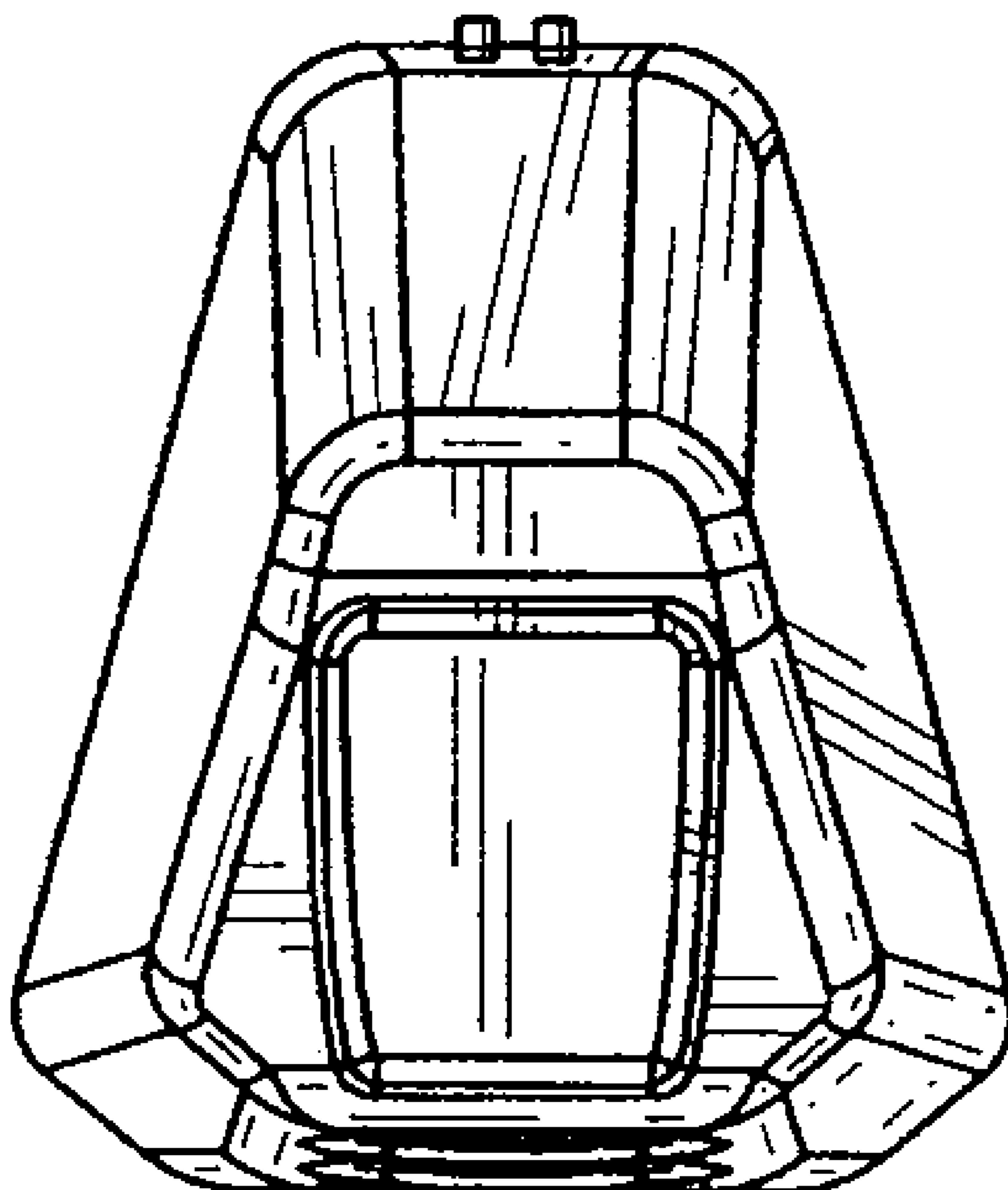
**FIG. 5**



**FIG. 6**



**FIG. 7**





**FIG. 8**

