



US00D580907S

(12) **United States Design Patent**  
**Ollila**

(10) **Patent No.:** **US D580,907 S**  
(45) **Date of Patent:** **\*\* Nov. 18, 2008**

(54) **RECORDING UNIT**

(75) Inventor: **David J. Ollila**, Marquette, MI (US)

(73) Assignee: **V.I.O. Inc.**, Marquette, MI (US)

(\*\*) Term: **14 Years**

(21) Appl. No.: **29/280,577**

(22) Filed: **May 31, 2007**

(51) **LOC (8) Cl.** ..... **14-01**

(52) **U.S. Cl.** ..... **D14/167**

(58) **Field of Classification Search** ..... D14/167,  
D14/154, 168, 188, 496, 156, 160, 161, 162,  
D14/163, 164, 165, 192; D16/208; D26/38;  
455/351, 350

See application file for complete search history.

(56) **References Cited**

**U.S. PATENT DOCUMENTS**

D294,065 S *	2/1988	Wan	.....	D26/38
D491,914 S *	6/2004	Lee	.....	D14/188
D493,779 S *	8/2004	Lee	.....	D14/156
D497,606 S *	10/2004	Yang	.....	D14/156
D509,817 S *	9/2005	Gong	.....	D14/155
D510,081 S *	9/2005	Yang	.....	D14/156
D512,403 S *	12/2005	Yang	.....	D14/156
D512,404 S *	12/2005	Yang	.....	D14/156
D532,424 S *	11/2006	Kim	.....	D14/496
D539,781 S *	4/2007	Yang	.....	D14/167

D542,304 S *	5/2007	Kim et al.	.....	D14/496
D546,837 S *	7/2007	Yeo	.....	D14/496
D550,702 S *	9/2007	Lee	.....	D14/496

\* cited by examiner

*Primary Examiner*—Cathron Brooks

*Assistant Examiner*—Austin Murphy

(74) *Attorney, Agent, or Firm*—Dobrusin & Thennisch PC

(57) **CLAIM**

The ornamental design for a recording unit, as shown and described.

**DESCRIPTION**

FIG. 1 is a perspective view of the recording unit showing my new design;

FIG. 2 is a front elevational view of the embodiment shown in FIG. 1.

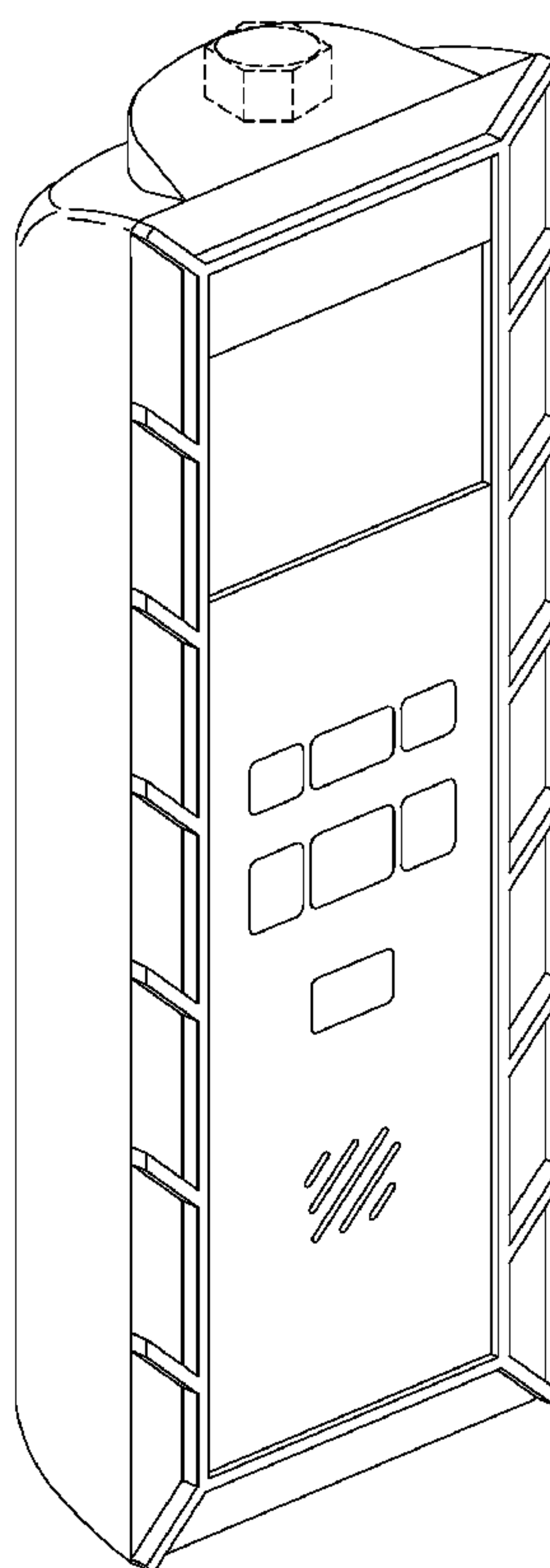
FIG. 3 is a side elevational view of the embodiment shown in FIG. 1.

FIG. 4 is a top elevational view of the embodiment shown in FIG. 1; and,

FIG. 5 is a bottom elevational view of the embodiment shown in FIG. 1.

The broken lines showing environment in the drawings are for illustrative purposes only and form no part of the claimed design.

**1 Claim, 2 Drawing Sheets**



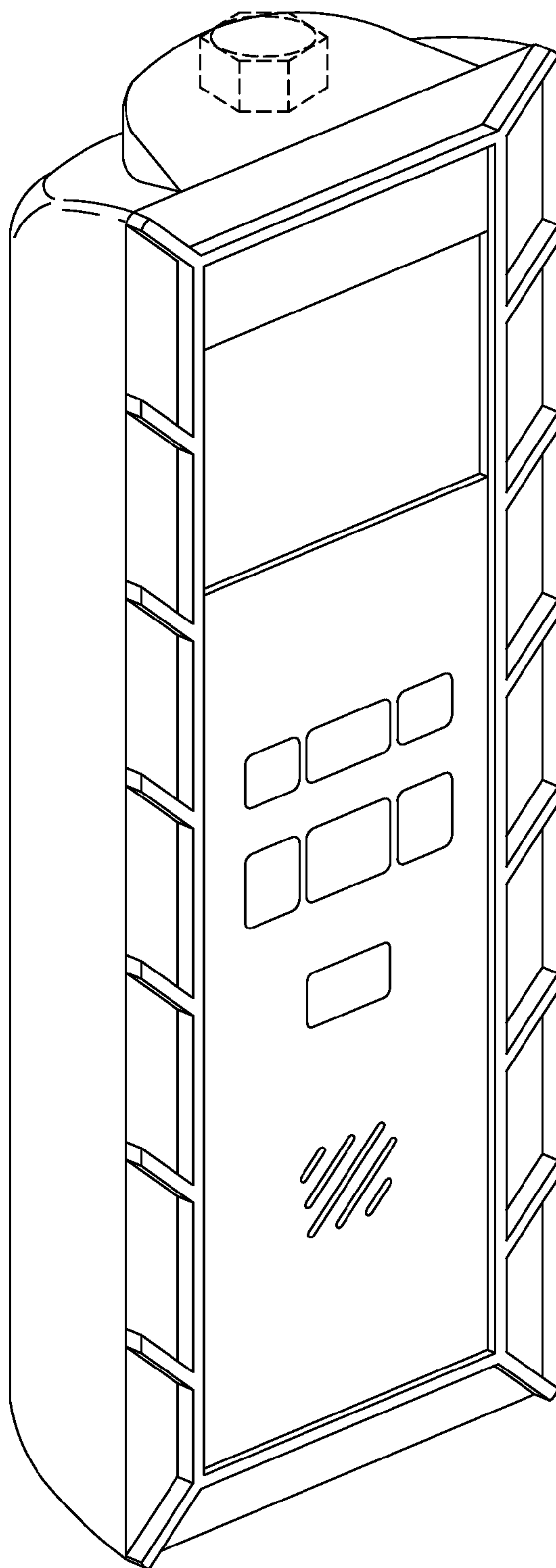


Fig - 1

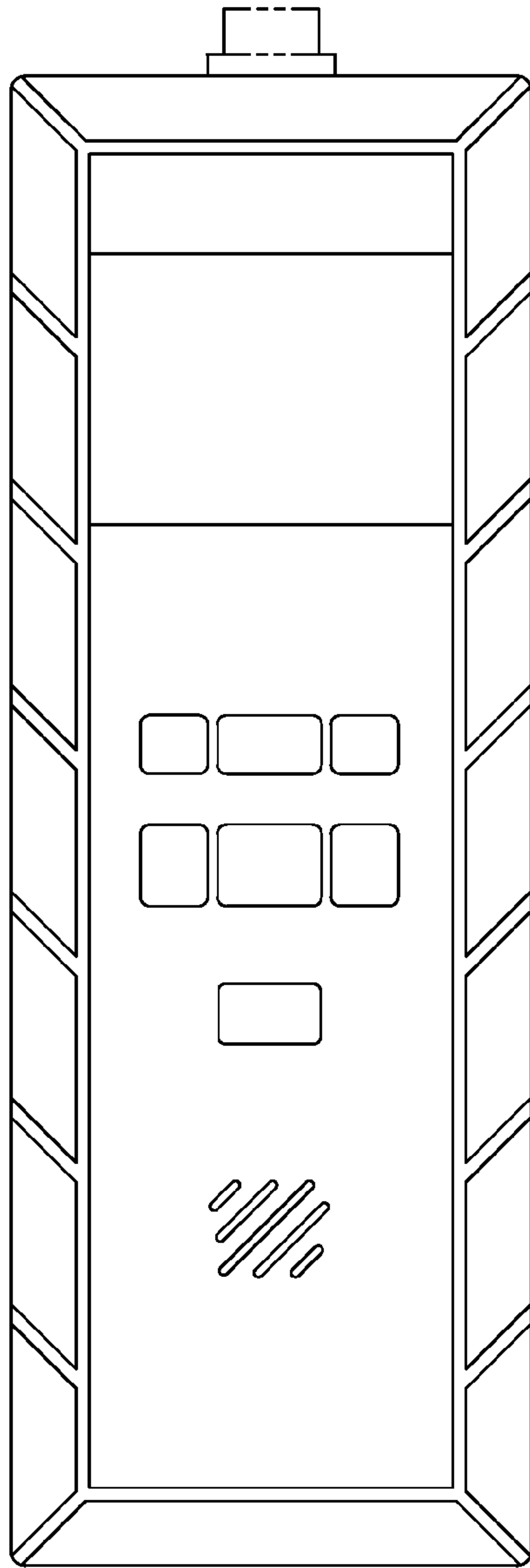


Fig - 2




Fig - 3

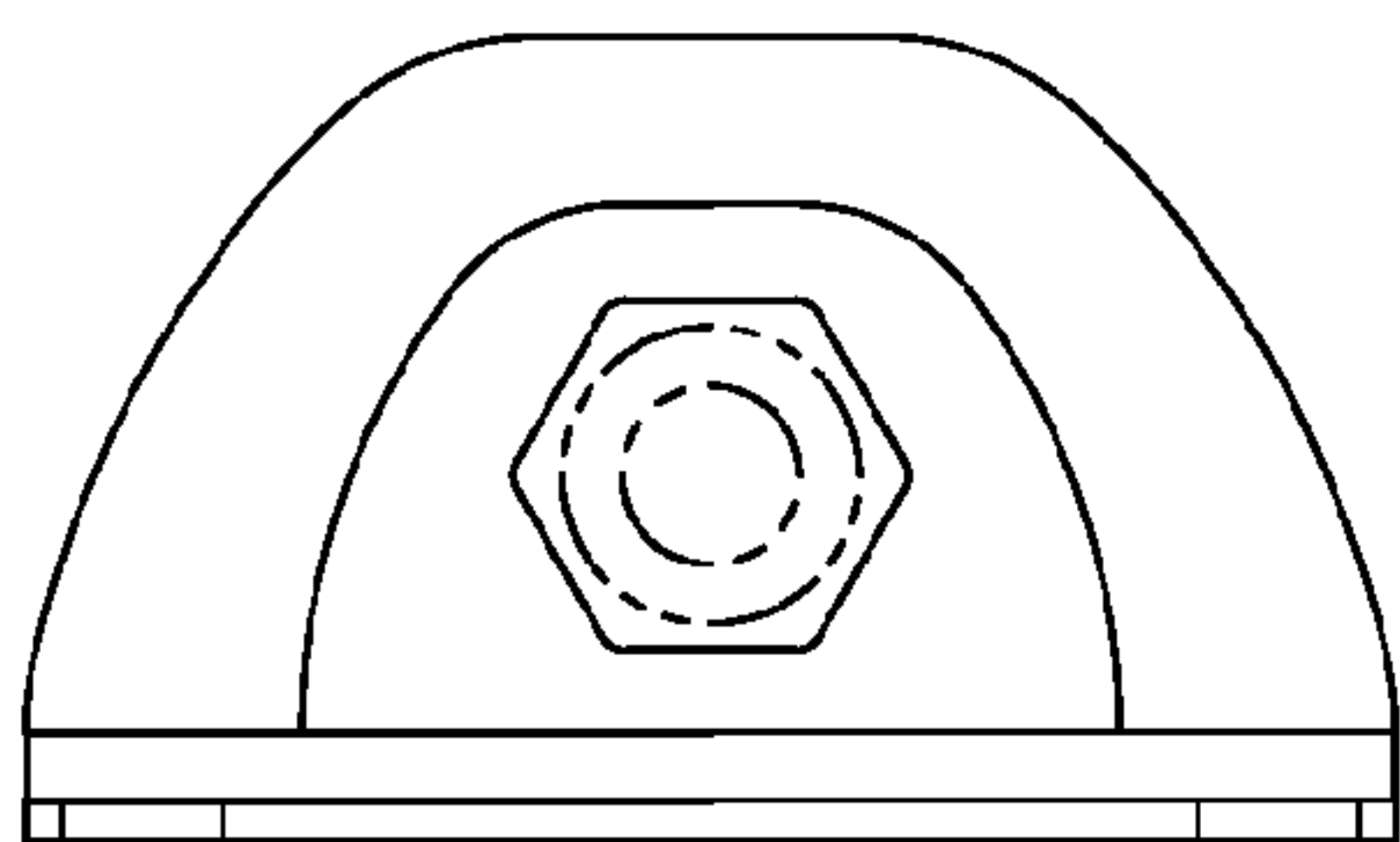


Fig - 4

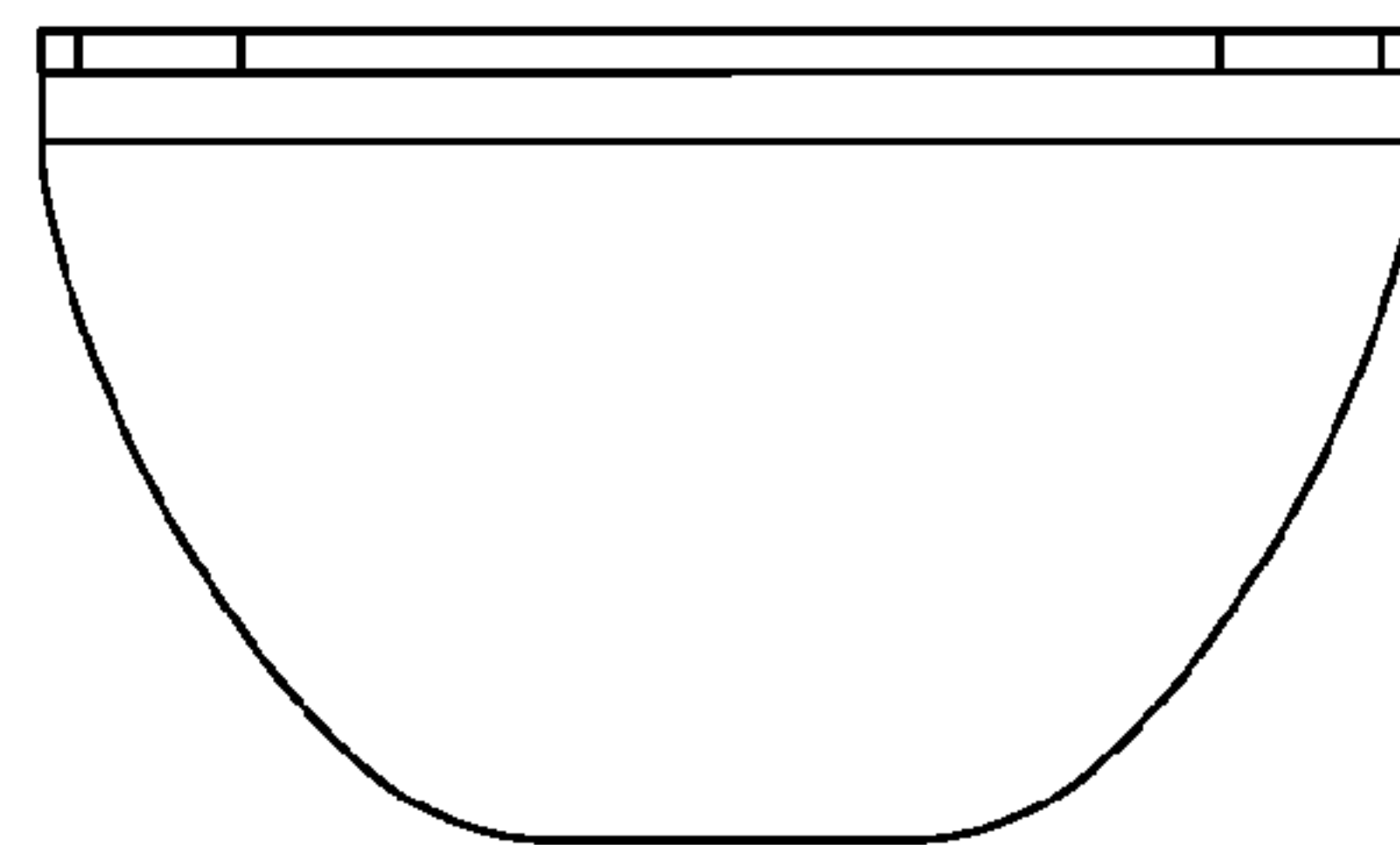


Fig - 5