



US00D580906S

(12) **United States Design Patent**  
**Fuxen**

(10) **Patent No.:** **US D580,906 S**  
(45) **Date of Patent:** **\*\* Nov. 18, 2008**

(54) **TELEPHONE**

(75) Inventor: **David Fuxen**, München (DE)

(73) Assignee: **Siemens Aktiengesellschaft**, Munich (DE)

(\*\*) Term: **14 Years**

(21) Appl. No.: **29/261,511**

(22) Filed: **Jun. 15, 2006**

(30) **Foreign Application Priority Data**

Dec. 19, 2005 (EM) ..... 000455621

(51) **LOC (8) Cl.** ..... **14-03**

(52) **U.S. Cl.** ..... **D14/151**

(58) **Field of Classification Search** ..... D14/125-130,  
D14/140-140.1, 142, 144, 140.7-140.11,  
D14/149-151, 240, 248; 379/419, 420.01,  
379/434-436, 428.01-428.04, 440-442,  
379/454-455, 88.17, 90.01, 93.17; 382/103;  
455/566

See application file for complete search history.

(56) **References Cited**

**U.S. PATENT DOCUMENTS**

D319,235 S \* 8/1991 Sato ..... D14/151  
D361,765 S \* 8/1995 Bryant ..... D14/151  
D372,025 S \* 7/1996 Mo ..... D14/151  
D374,667 S \* 10/1996 Elkins et al. .... D14/151

D375,095 S \* 10/1996 Hillenmayer et al. .... D14/151  
D386,759 S \* 11/1997 Elkins et al. .... D14/151  
5,761,297 A \* 6/1998 Kingsbury et al. .... 379/428.03  
D455,727 S \* 4/2002 Hillenmayer ..... D14/151  
D466,489 S \* 12/2002 Renard ..... D14/151  
D466,880 S \* 12/2002 Renard ..... D14/151  
D481,701 S \* 11/2003 Kamezawa et al. .... D14/151  
D489,700 S \* 5/2004 Hillenmayer ..... D14/151  
2004/0247113 A1 \* 12/2004 Akatsu ..... 379/419

\* cited by examiner

*Primary Examiner*—Ian Simmons  
*Assistant Examiner*—Carla Wright

(57) **CLAIM**

The ornamental design for a telephone, as shown and described.

**DESCRIPTION**

FIG. 1 is a perspective view of the telephone;

FIG. 2 is a front view of the telephone;

FIG. 3 is a rear view of the telephone;

FIG. 4 is a top view of the telephone;

FIG. 5 is a right side view of the telephone; and,

FIG. 6 is a left side view of the telephone.

The broken line showing of environmental structures is for illustrative purposes only and forms no part of the claimed design.

**1 Claim, 6 Drawing Sheets**






FIG 1

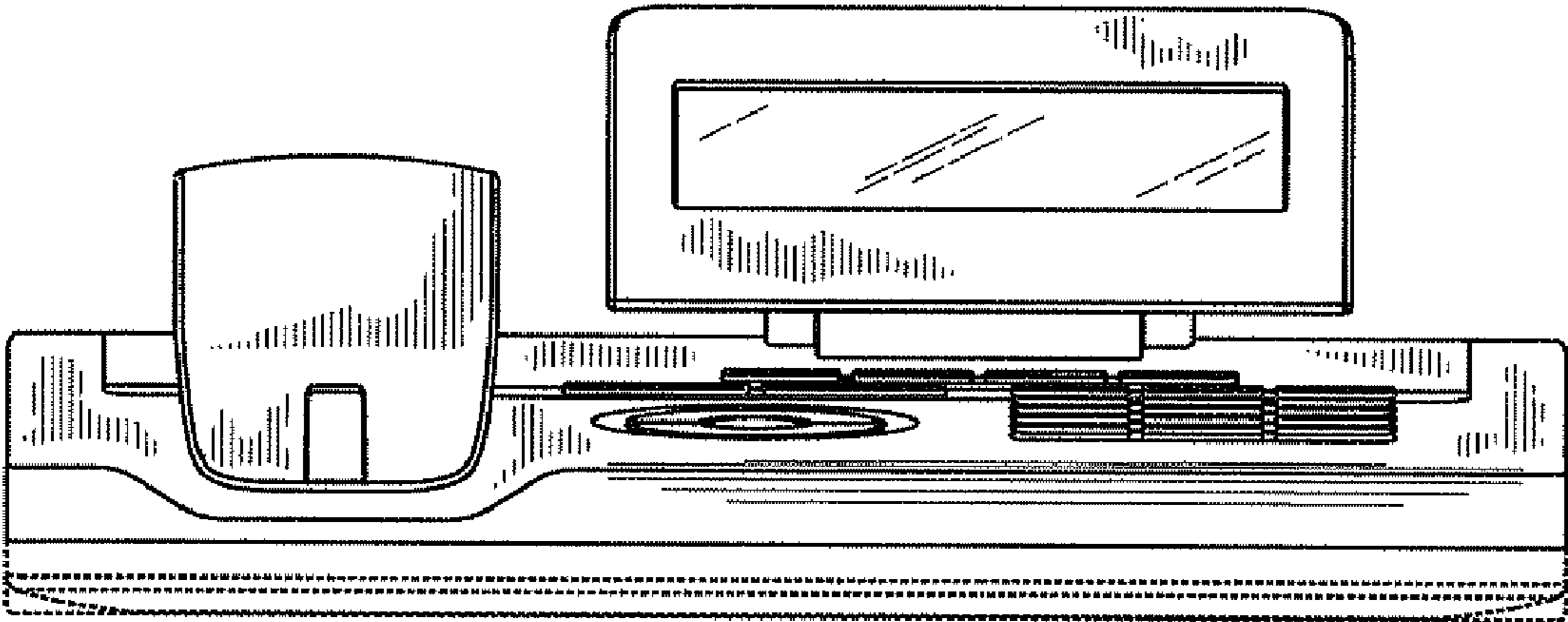


FIG 2

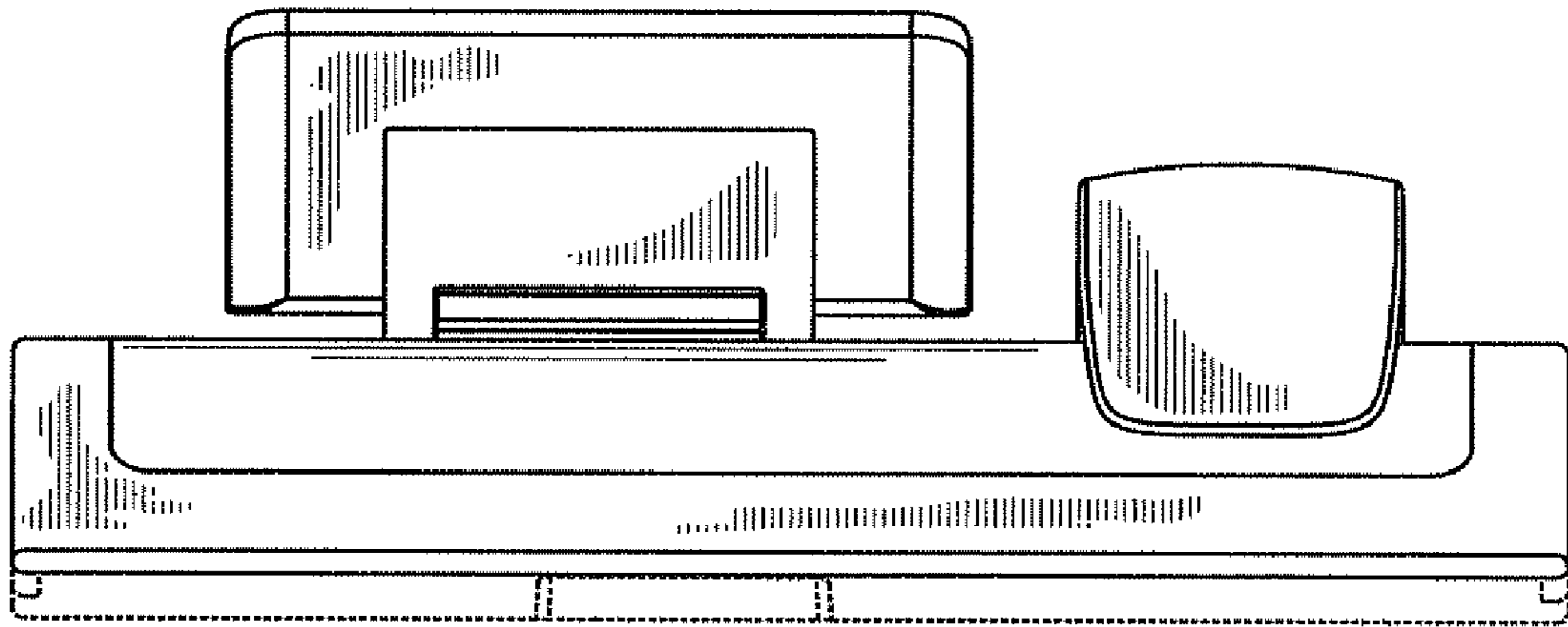


FIG 3




FIG 4

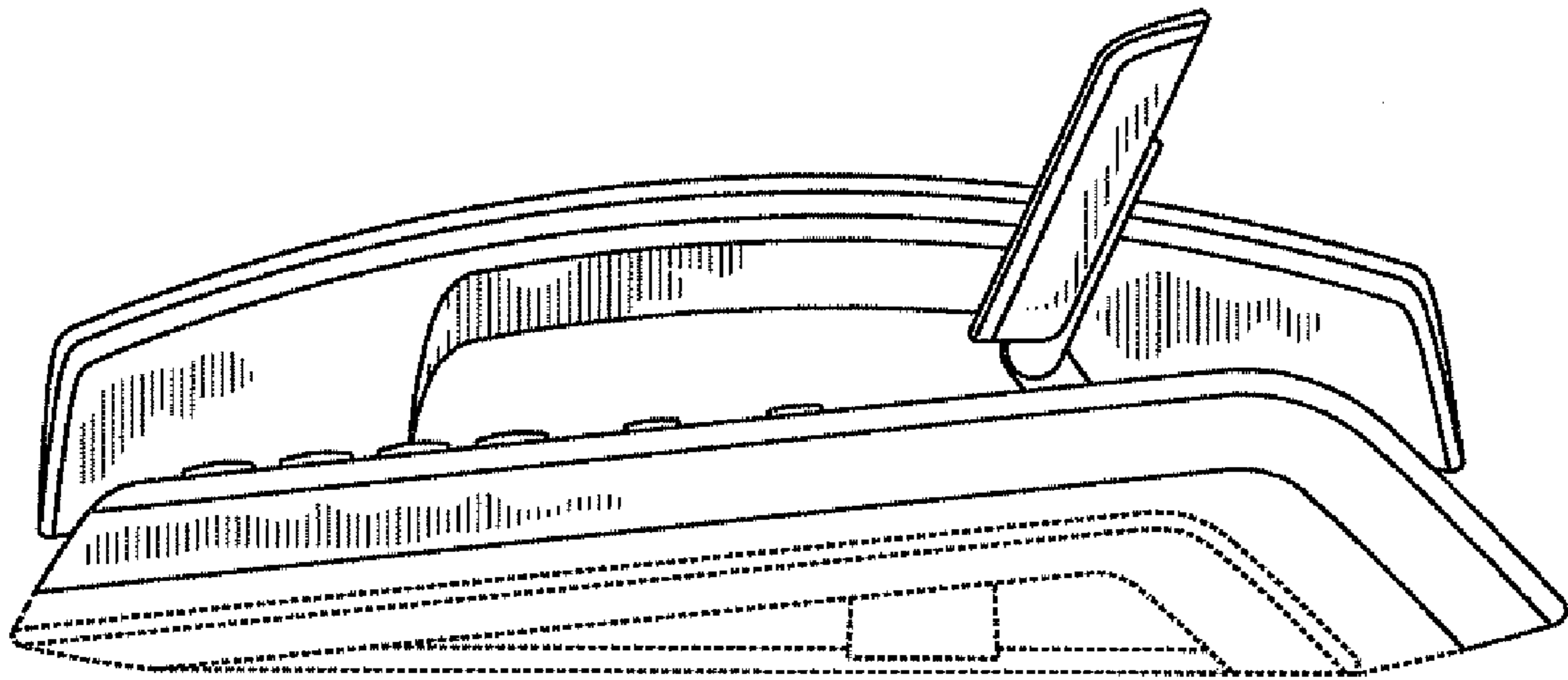


FIG 5

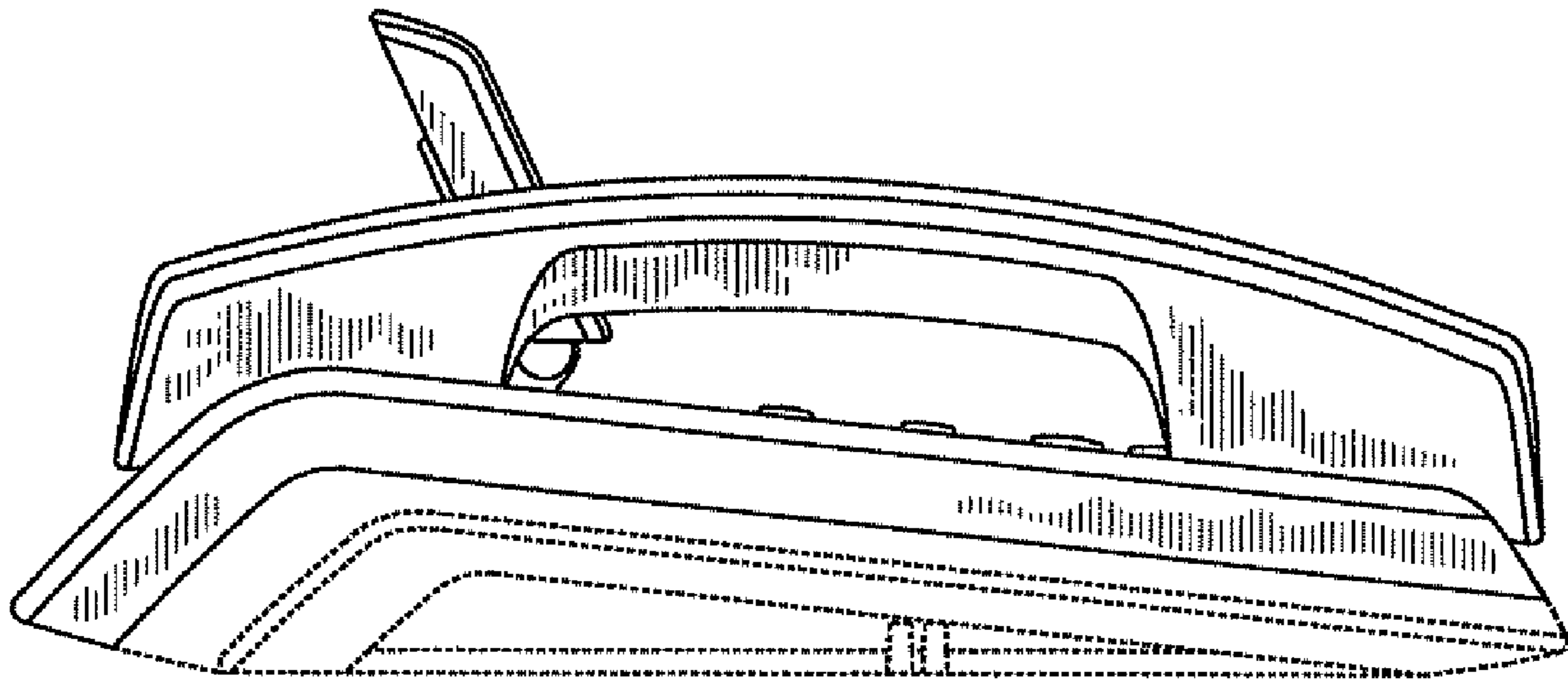


FIG 6