



US00D580884S

(12) **United States Design Patent**  
**Hollner**

(10) **Patent No.:** **US D580,884 S**

(45) **Date of Patent:** **\*\* Nov. 18, 2008**

(54) **LIGHTING CONTROL KEYPAD**

(75) Inventor: **Lance Hollner**, Gilbertsville, PA (US)

(73) Assignee: **Lutron Electronics Co., Inc.**,  
Coopersburg, PA (US)

(\*\*) Term: **14 Years**

(21) Appl. No.: **29/319,506**

(22) Filed: **Jun. 10, 2008**

D487,429 S	3/2004	Bennett et al.
D490,061 S	5/2004	Bennett et al.
D509,805 S	9/2005	Spira
D510,073 S	9/2005	Jacoby et al.
D510,074 S	9/2005	Larson et al.
D516,041 S	2/2006	Hobart et al.
D541,221 S	4/2007	Spira
D545,771 S	7/2007	Jacoby et al.
D546,776 S	7/2007	Mierta et al.

(Continued)

**OTHER PUBLICATIONS**

Lutron Electronics Co., Inc., see Touch Ordering Guide, Jan. 2002, 4 pages.

(Continued)

*Primary Examiner*—Daniel D Bui  
*Assistant Examiner*—Thomas J Johannes  
(74) *Attorney, Agent, or Firm*—Mark E. Rose; Philip N. Smith

**Related U.S. Application Data**

(62) Division of application No. 29/281,453, filed on Jun. 22, 2007, now Pat. No. Des. 573,956.

(51) **LOC (8) Cl.** ..... **13-03**

(52) **U.S. Cl.** ..... **D13/164**

(58) **Field of Classification Search** ..... D13/162,  
D13/164, 169, 170, 171, 184, 199; D10/108,  
D10/116, 118; D8/353; 200/5 A, 293, 296,  
200/297, 329, 333, 335, 339, 341, 520, 530,  
200/552; 220/241; 307/125, 139; 315/291-296  
See application file for complete search history.

(57) **CLAIM**

The ornamental design for a lighting control keypad, as shown and described.

(56) **References Cited**


**U.S. PATENT DOCUMENTS**

D412,491 S	8/1999	Mayo et al.
D421,246 S	2/2000	Mayo et al.
D422,567 S	4/2000	Mayo et al.
D436,930 S	1/2001	Butler
D437,834 S	2/2001	Mayo et al.
D441,723 S	5/2001	Mayo et al.
D442,558 S	5/2001	Mayo et al.
D453,742 S	2/2002	Butler et al.
D456,783 S	5/2002	Mayo et al.
D461,782 S	8/2002	Butler et al.
D465,460 S	11/2002	Mayo et al.
D465,770 S	11/2002	Bennett et al.
D466,090 S	11/2002	Bennett et al.
D466,091 S	11/2002	Bennett et al.
D466,484 S	12/2002	Bennett et al.
D475,024 S	5/2003	Bennett et al.
D475,025 S	5/2003	Bennett et al.

**DESCRIPTION**

FIG. 1 is a perspective view of a lighting control keypad according to my new design.  
FIG. 2 is a front view thereof.  
FIG. 3 is a left side view thereof.  
FIG. 4 is a right side view thereof.  
FIG. 5 is a top view thereof; and,  
FIG. 6 is a bottom view thereof.  
The rear view forms no part of the design and is omitted. The portions of the drawings appearing in broken line are for environment only and do not form a part of the claimed design.

**1 Claim, 4 Drawing Sheets**



U.S. PATENT DOCUMENTS

D546,777 S 7/2007 Mierta et al.  
 D546,778 S 7/2007 Mierta et al.  
 D546,779 S 7/2007 Mierta et al.  
 D547,273 S 7/2007 Mierta et al.  
 D547,274 S 7/2007 Mierta et al.  
 D547,732 S 7/2007 Kumar  
 D549,183 S 8/2007 Hewson et al.  
 D551,177 S 9/2007 Larson et al.  
 D554,071 S 10/2007 Mayo et al.  
 D554,072 S 10/2007 Mayo et al.  
 D554,073 S 10/2007 Mayo et al.  
 D557,664 S 12/2007 Hewson et al.  
 D557,665 S 12/2007 Hewson et al.  
 D558,686 S 1/2008 Bhate et al.  
 D559,198 S 1/2008 Blair et al.  
 D560,619 S 1/2008 Hewson et al.  
 D567,767 S 4/2008 Hewson et al.  
 D573,546 S \* 7/2008 Hollner ..... D13/164

OTHER PUBLICATIONS

Lutron Electronics Co., Inc., Switching Systems Technical Guide, Aug. 2004, pp. front cover, 23, rear cover.  
 Dynalite Intelligent Light Pty Ltd, Light News, Aug. 2005, 8 pages, issue 2.  
 Dynalite Intelligent Light Pty Ltd, Revolution User Control Panels Brochure, not dated, 8 pages.

Dynalite Intelligent Light Pty Ltd, Revolution User Control Panels Datasheet, not dated, 4 pages.  
 Crestron Electronics, Inc., Integration: Solutions for Dealers, Consultants, and Programmers, 2005, pp. 1, 4, 9.  
 Crestron Electronics, Inc., Cameo Keypads Specification Sheet, Jul. 2006, 2 pages.  
 Crestron Electronics, Inc., Cameo Keypads Operations and Installation Guide, Feb. 2006, pp. front cover, i, 1-8, rear cover.  
 Lutron Electronics Co., Inc., Milenya Installation and User Guide, 2005, 20 pages.  
 U.S. Appl. No. 29/269,721, filed Dec. 7, 2006, Hewson et al.  
 U.S. Appl. No. 29/269,735, filed Dec. 7, 2006, Hewson et al.  
 U.S. Appl. No. 29/269,737, filed Dec. 7, 2006, Hewson et al.  
 U.S. Appl. No. 29/269,717, filed Dec. 7, 2006, Hewson et al.  
 U.S. Appl. No. 29/269,714, filed Dec. 7, 2006, Hewson et al.  
 U.S. Appl. No. 29/281,195, filed Jun. 18, 2007, Biery et al.  
 U.S. Appl. No. 29/281,451, filed Jun. 22, 2007, Hollner.  
 U.S. Appl. No. 29/281,452, filed Jun. 22, 2007, Hollner et al.  
 U.S. Appl. No. 29/281,453, filed Jun. 22, 2007, Hollner et al.  
 U.S. Appl. No. 29/281,454, filed Jun. 22, 2007, Hollner.  
 U.S. Appl. No. 29/281,455, filed Jun. 22, 2007, Hollner et al.  
 U.S. Appl. No. 29/281,456, filed Jun. 22, 2007, Hollner et al.  
 U.S. Appl. No. 29/296,204, filed Oct. 16, 2007, Bhate et al.  
 U.S. Appl. No. 29/296,207, filed Oct. 16, 2007, Bhate et al.  
 U.S. Appl. No. 29/293,669, filed Dec. 4, 2007, Biery et al.

\* cited by examiner

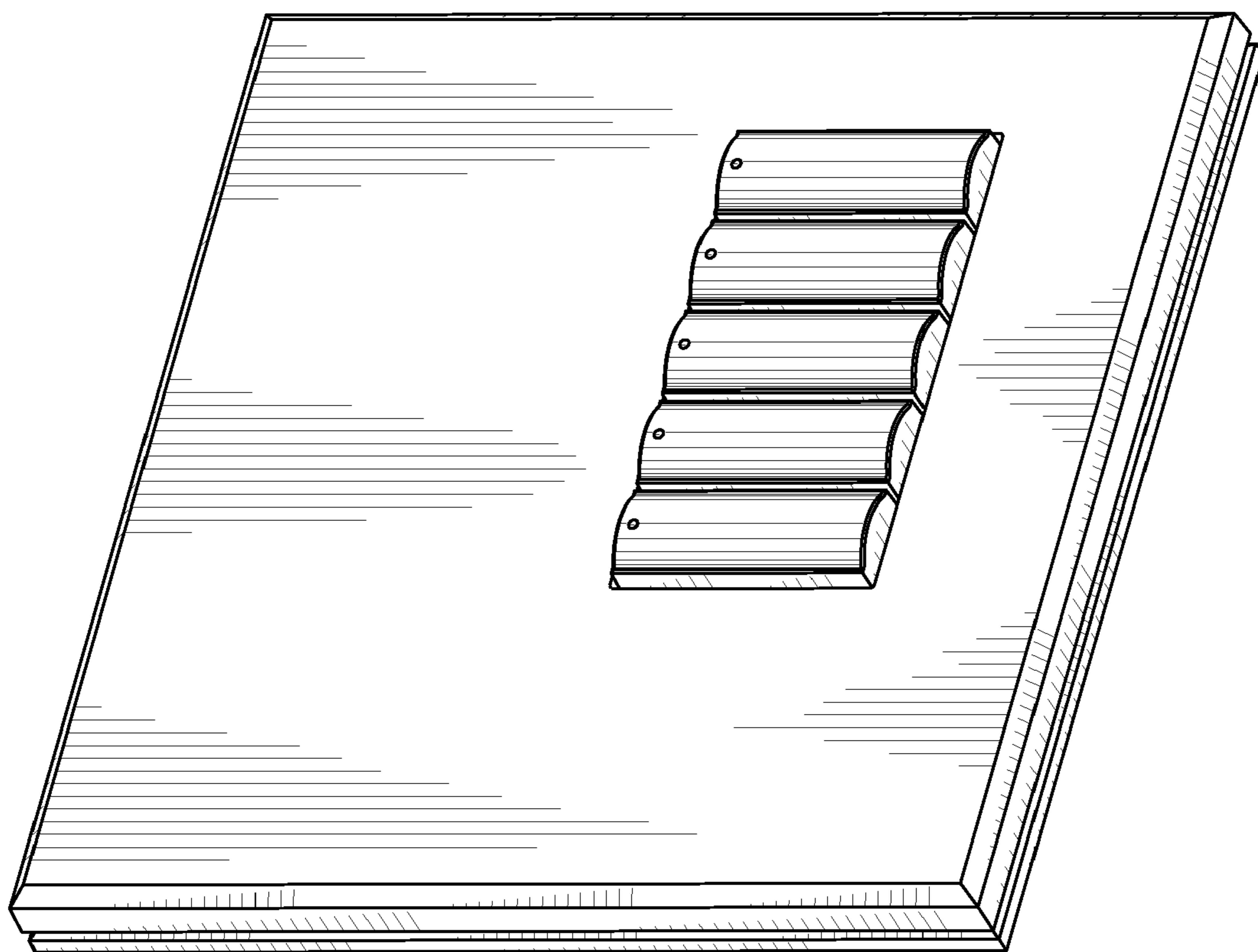


Fig. 1

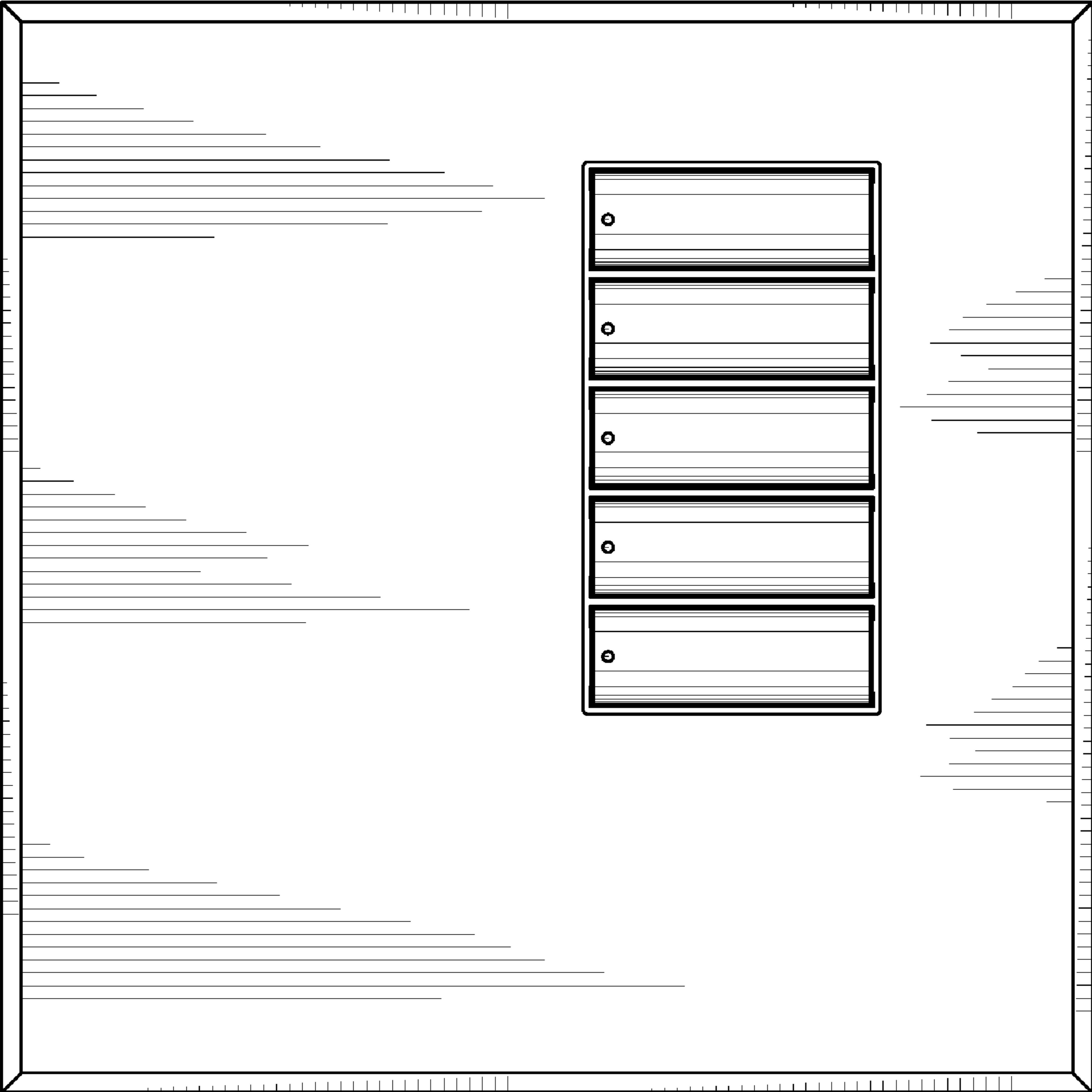


Fig. 2

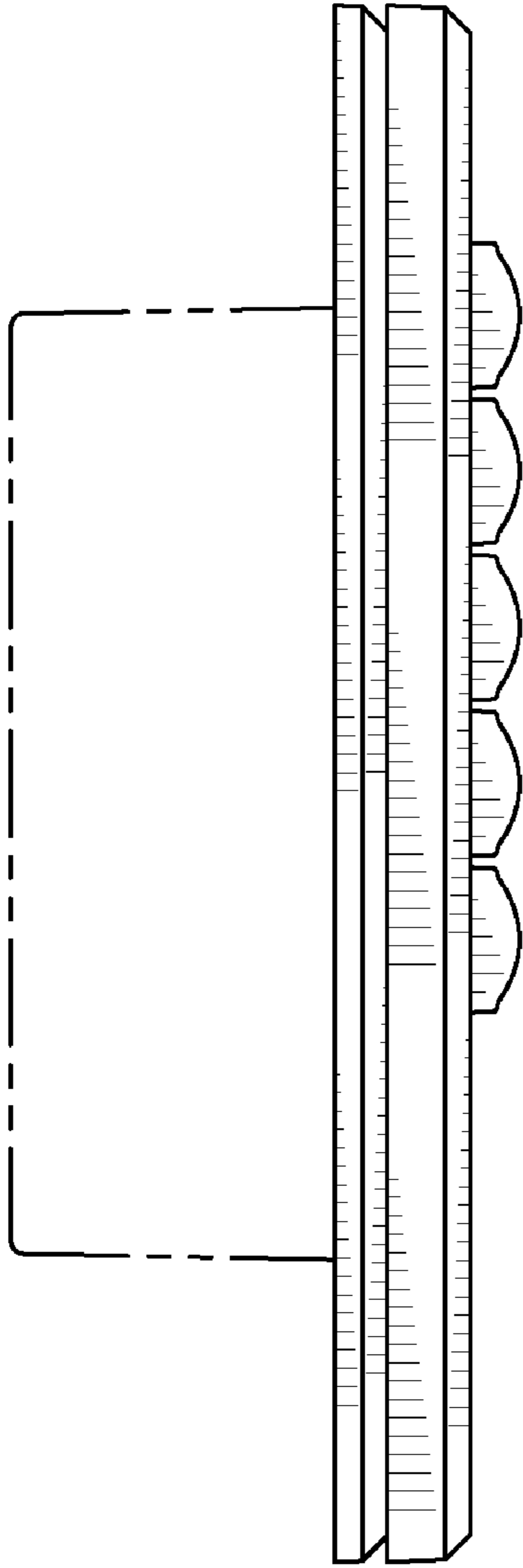


Fig. 3

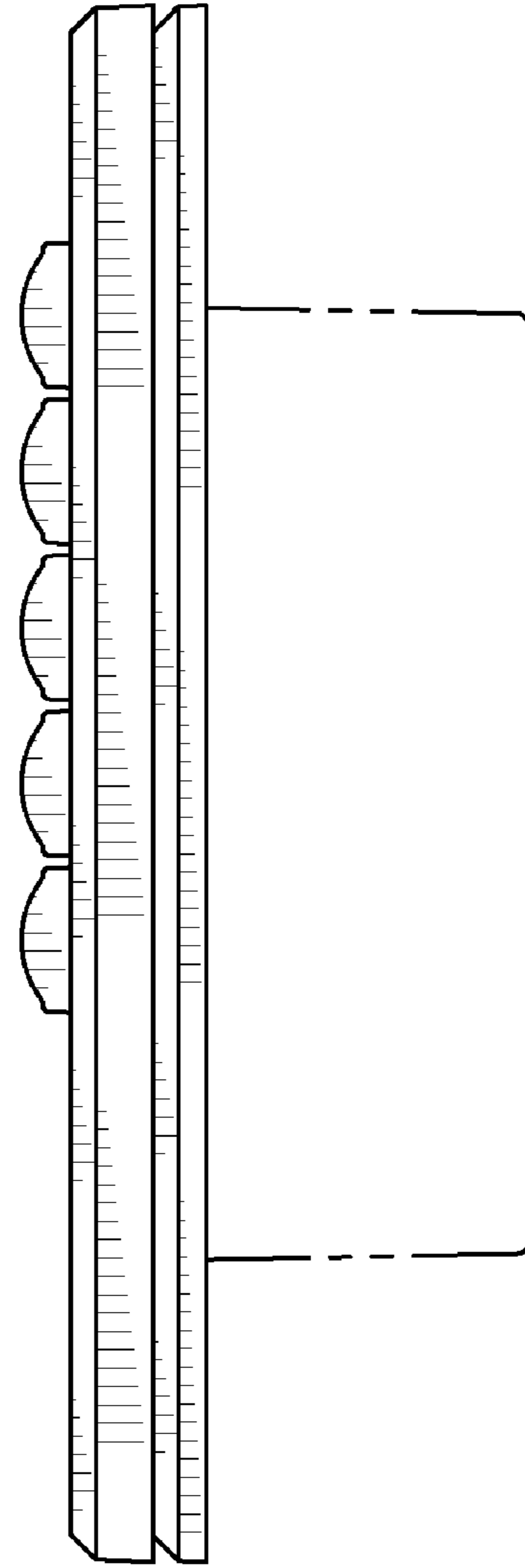


Fig. 4

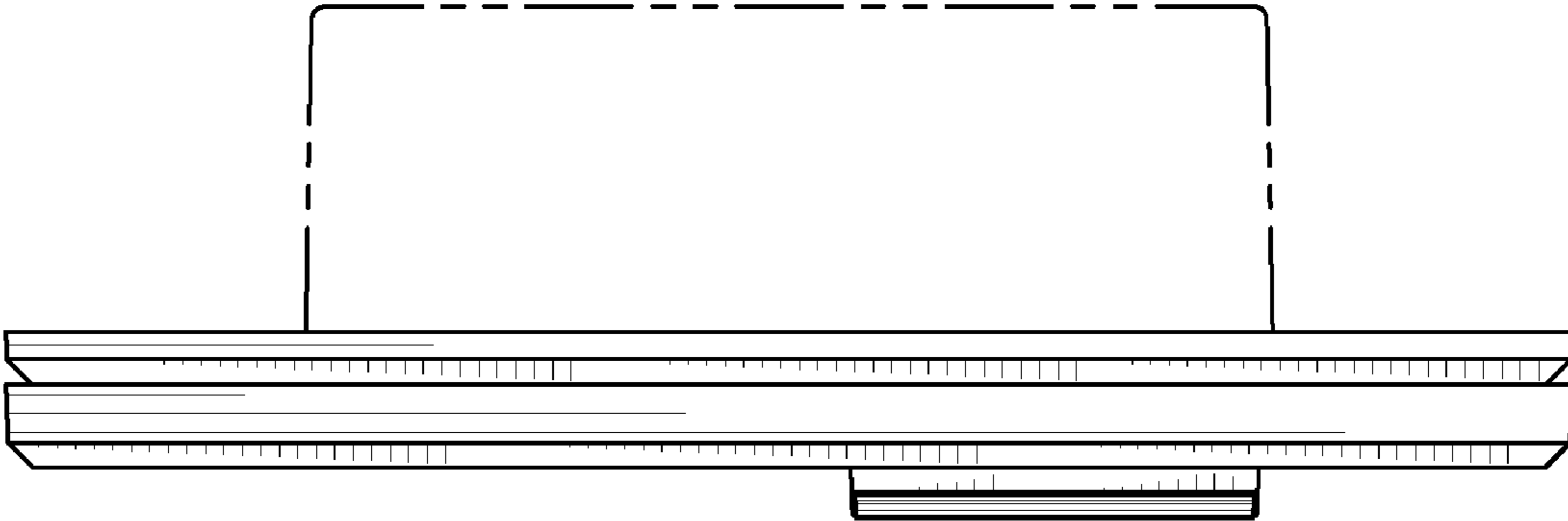


Fig. 5



Fig. 6