



US00D580865S

(12) **United States Design Patent**
Gershfeld

(10) **Patent No.:** **US D580,865 S**
(45) **Date of Patent:** **** Nov. 18, 2008**

(54) **INTERCONNECT ENCLOSURE FOR
COMPUTER AND AUDIO VISUAL
EQUIPMENT MOUNTABLE UNDER A TABLE
TOP**

(76) Inventor: **Jack Gershfeld**, 615 Del Rio Way,
Fullerton, CA (US) 92835

(**) Term: **14 Years**

(21) Appl. No.: **29/298,895**

(22) Filed: **Dec. 14, 2007**

(51) **LOC (8) Cl.** **13-03**

(52) **U.S. Cl.** **D13/139.4**

(58) **Field of Classification Search** D13/139.1,
D13/139.4, 139.6–139.8, 162, 164, 184, 199;
D14/217, 218, 240; D8/349, 354, 380, 381;
361/641, 644, 654, 658, 673; 174/480, 482,
174/486, 490, 50, 520, 536, 61, 63; 439/131,
439/135, 650–654, 708, 722; 248/674, 200,
248/205.1, 205.6, 207, 220.21, 309.1, 311.2
See application file for complete search history.

(56) **References Cited**

U.S. PATENT DOCUMENTS

3,386,606	A *	6/1968	Pastrick	220/3.94
D244,748	S *	6/1977	Canterbury	D8/380
D291,315	S *	8/1987	Belford et al.	D8/373
5,272,279	A *	12/1993	Filshie	174/50
D352,505	S *	11/1994	Pullman et al.	D14/140.4
D364,796	S *	12/1995	Yates	D8/354
D394,377	S *	5/1998	Najewski et al.	D8/354
5,779,499	A *	7/1998	Sette et al.	439/540.1
6,114,624	A *	9/2000	Ghafourian et al.	174/50
D442,143	S *	5/2001	Gershfeld	D13/139.4
D477,280	S *	7/2003	Gershfeld	D13/139.4

(Continued)

Primary Examiner—Jennifer Rivard

Assistant Examiner—Rosemary K Tarcza

(74) *Attorney, Agent, or Firm*—Vladimir Khiterer

(57) **CLAIM**

The ornamental design for an interconnect enclosure for computer and audio visual equipment mountable under a table top, as shown and described.

DESCRIPTION

FIG. 1 is a perspective view of an interconnect enclosure for computer and audio visual equipment mountable under a table top according to the first embodiment of the invention. The broken lines are to illustrate an environment only and form no part of the claimed design.

FIG. 2 is a front elevational view thereof. The broken lines are to illustrate an environment only and form no part of the claimed design.

FIG. 3 is a right side elevational view thereof. The broken lines are to illustrate an environment only and form no part of the claimed design.

The appearance of the bottom forms no part of the claimed design.

FIG. 4 is a perspective view of an interconnect enclosure for computer and audio visual equipment mountable under a table top according to the second embodiment of the invention. The broken lines are to illustrate an environment only and form no part of the claimed design.

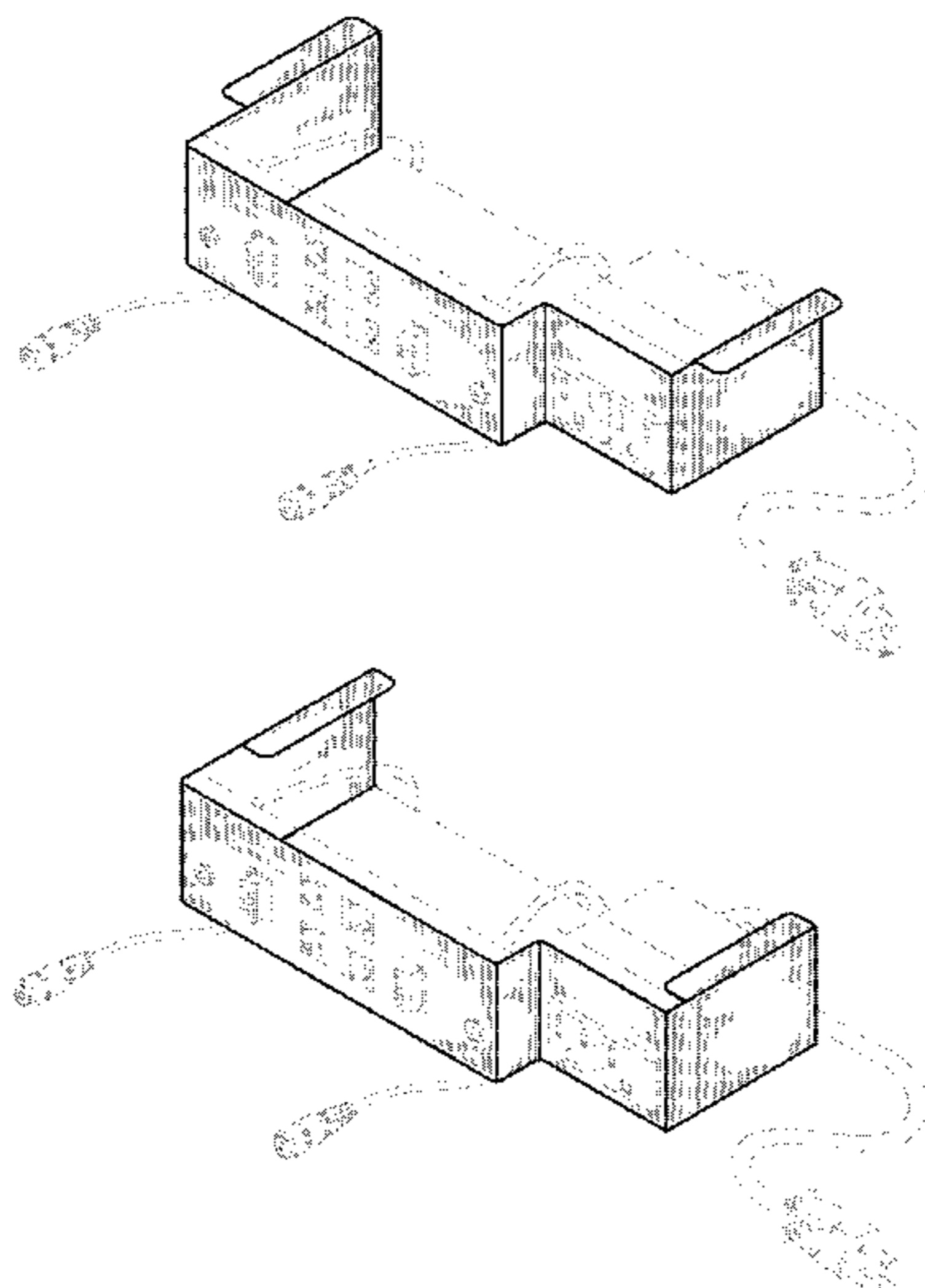
FIG. 5 is a front elevational view thereof. The broken lines are to illustrate an environment only and form no part of the claimed design; and,

FIG. 6 is a right side elevational view thereof. The broken lines are to illustrate an environment only and form no part of the claimed design.

The appearance of the bottom forms no part of the claimed design.

The surfaces or portions of the article not shown in the drawings or described in the specification form no part of the claimed design.

1 Claim, 6 Drawing Sheets



US D580,865 S

Page 2

U.S. PATENT DOCUMENTS

6,605,776	B1 *	8/2003	Laukhuf	174/500	7,273,982	B1 *	9/2007	Lalancette	174/58
6,640,270	B1 *	10/2003	Wang	710/69	D563,392	S *	3/2008	Corsini et al.	D14/217
D492,187	S *	6/2004	Mottini	D8/354	2002/0179316	A1 *	12/2002	Freedman	174/50
6,894,222	B2 *	5/2005	Lalancette et al.	174/58	2003/0116685	A1 *	6/2003	Jensen	248/200
D513,171	S *	12/2005	Richardson	D8/394	2004/0231876	A1 *	11/2004	Zhang	174/50
D513,969	S *	1/2006	Schurr et al.	D8/380	2007/0074887	A1 *	4/2007	Drane	174/50
7,091,413	B2 *	8/2006	Mukougawa	174/50					

* cited by examiner

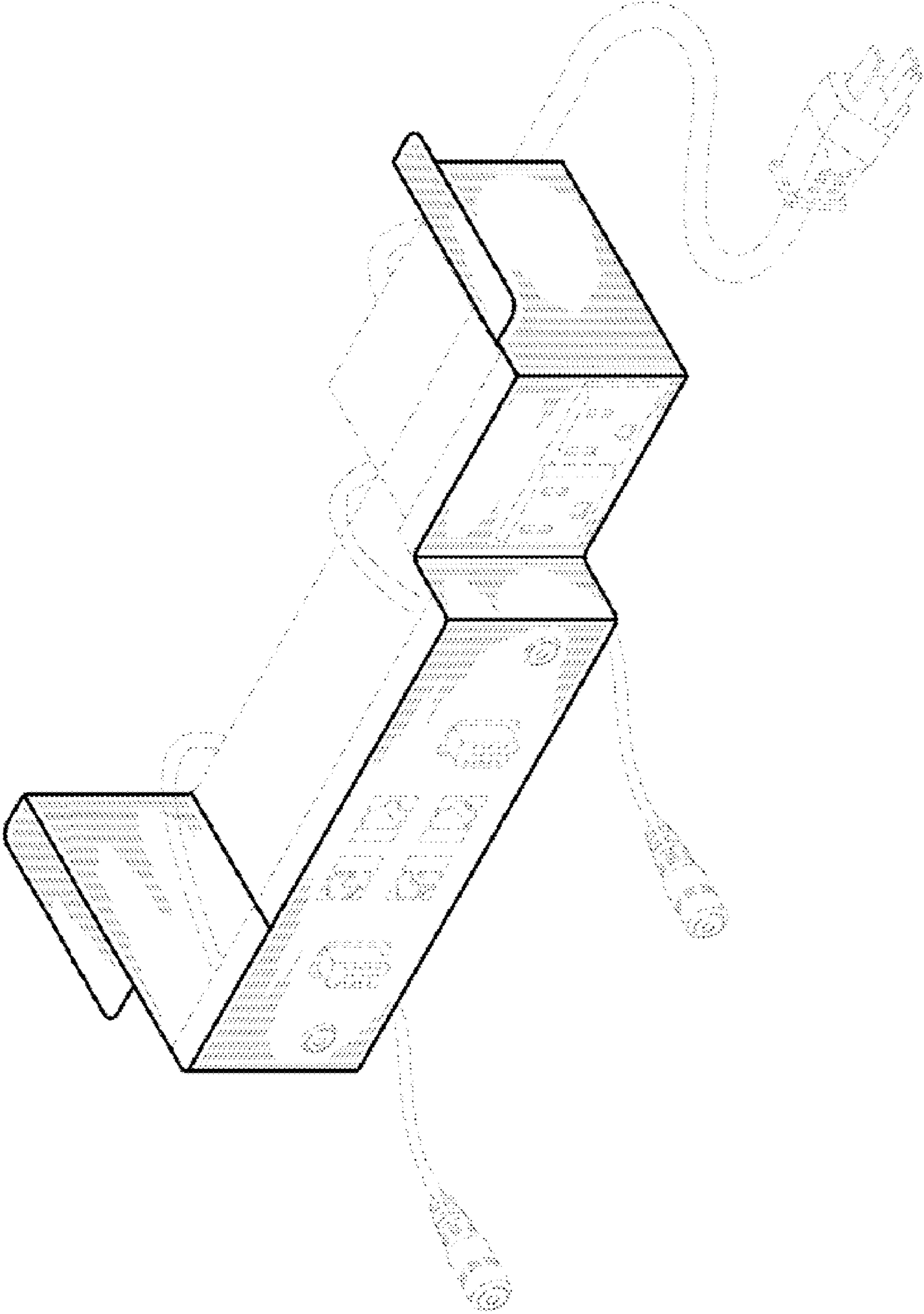


FIG.1

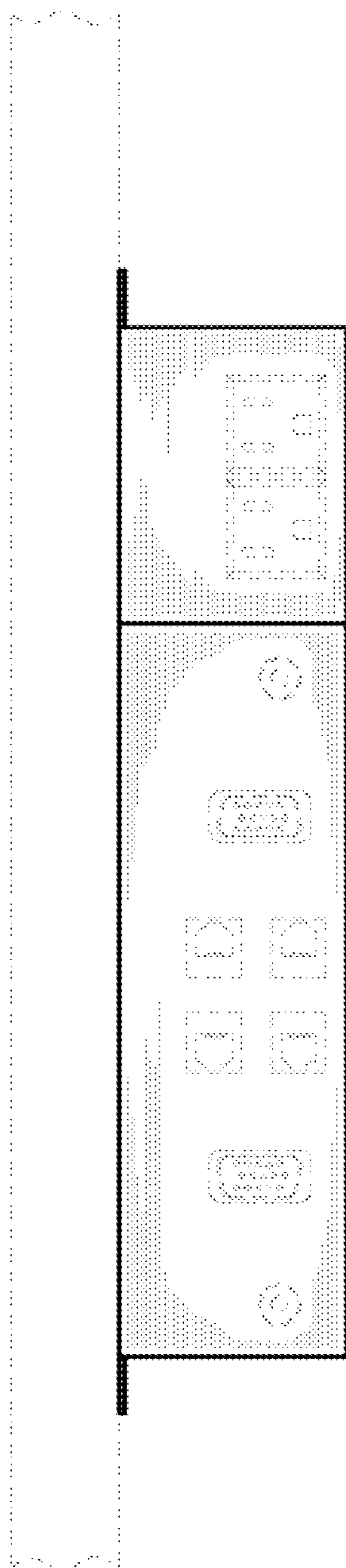


FIG.2




FIG.3

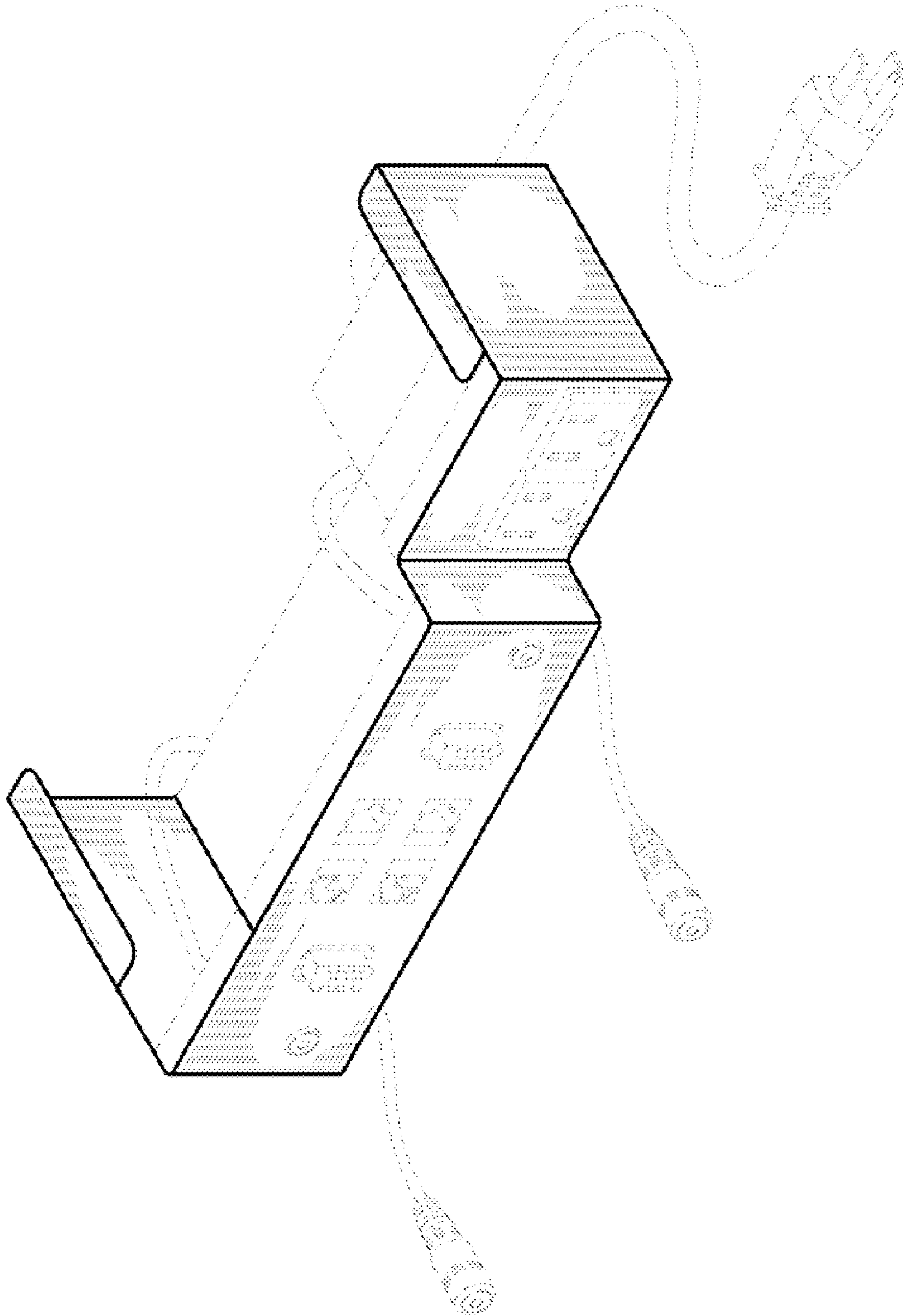


FIG. 4

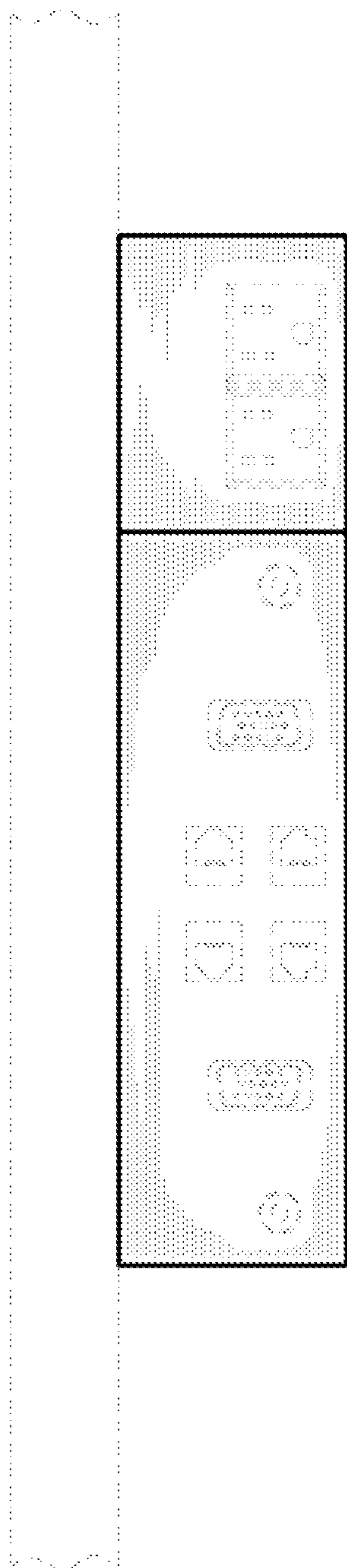


FIG.5




FIG. 6