



US00D580833S

(12) **United States Design Patent**
Ebel et al.

(10) **Patent No.:** **US D580,833 S**
(45) **Date of Patent:** **** Nov. 18, 2008**

(54) **VEHICLE REAR BUMPER COVER**

(75) Inventors: **Addam Ebel**, Dearborn, MI (US);
Solomon H. Song, Farmington Hills, MI
(US); **Darrell Paul Behmer**, Novi, MI
(US); **Moray Stuart Callum**, Ann
Arbor, MI (US)

(73) Assignee: **Ford Motor Company**, Dearborn, MI
(US)

(**) Term: **14 Years**

(21) Appl. No.: **29/295,772**

(22) Filed: **Oct. 5, 2007**

(51) **LOC (8) Cl.** **12-16**

(52) **U.S. Cl.** **D12/169**

(58) **Field of Classification Search** D12/169,
D12/196, 171, 163, 216, 90-92, 86; 293/102,
293/113, 115, 117, 120; 296/180.1, 180,
296/2

See application file for complete search history.

(56) **References Cited**

U.S. PATENT DOCUMENTS

D545,733 S * 7/2007 Hamano D12/169
D555,551 S * 11/2007 Kaoud et al. D12/169
D570,263 S * 6/2008 Tachibana D12/169

OTHER PUBLICATIONS

Mercury, Milan VOGA unveiled during Miami Fashion Week,
Google Image Result for <http://www.autoblog.com/media/2006/05/milavoga2500.jpg>.

Mercury, Milan, GM Insider at <http://img72.imageshack.us/img72/5994/mercurymilanseptember07c13.jpg>.

Mercury, Concept Meta One, Detroit 2005.
Mercury, Milan Premier V6, Detroit 2006.

* cited by examiner

Primary Examiner—Melody N Brown
(74) *Attorney, Agent, or Firm*—Damian Porcari

(57) **CLAIM**

The ornamental design for a vehicle rear bumper cover, as shown and described.

DESCRIPTION

The Vehicle Rear Bumper Cover is styled independently of adjacent vehicle panels. To the extent that any feature lines are illustrated, they are intended to illustrate the crest and valley of the feature and are not necessarily sharp bends in the part. Shading is used to illustrate the curvature of the part and not color. Areas shown in or sounded by broken lines are not claimed. Any functional features of the Vehicle Rear Bumper Cover are not claimed. Views are orthogonal projections unless otherwise noted. The various views are not necessarily to scale in order to better illustrate the design.

FIG. 1 is a rear elevational view of a vehicle rear bumper cover;

FIG. 2 is a left side elevational view of the vehicle rear bumper cover;


FIG. 3 is a right side elevational view of the vehicle rear bumper cover;

FIG. 4 is a top plan view of the vehicle rear bumper cover;

FIG. 5 is a bottom plan view of the vehicle rear bumper cover; and,

FIG. 6 is rear view of the vehicle rear bumper cover.

1 Claim, 6 Drawing Sheets



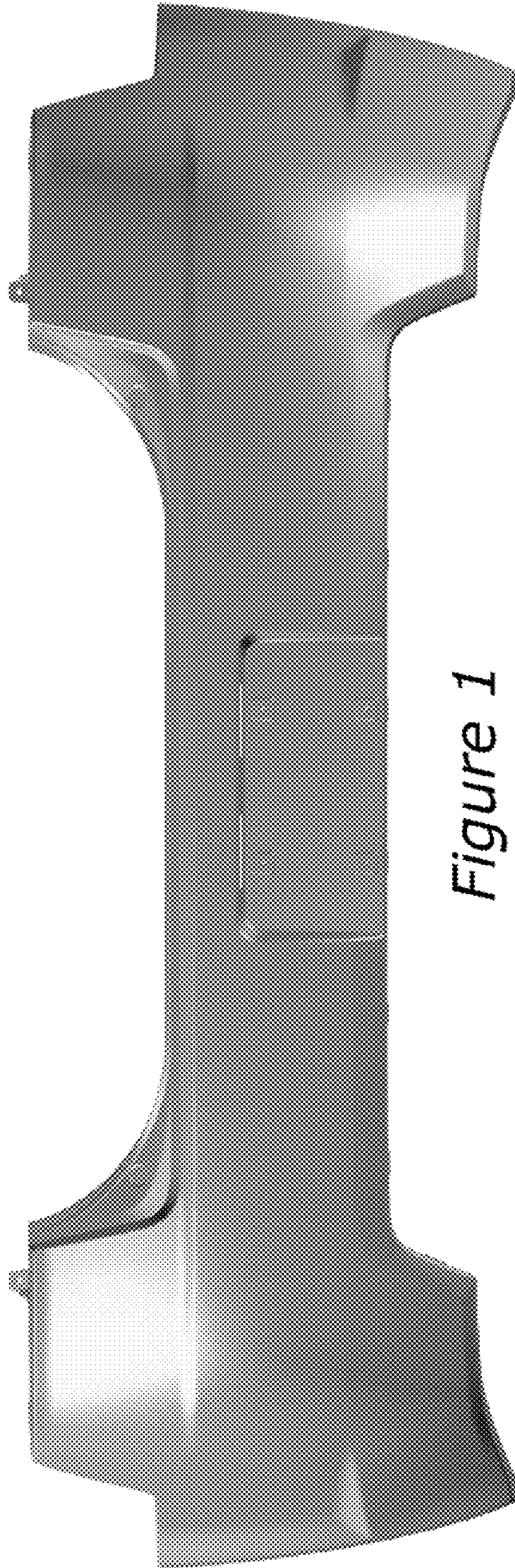


Figure 1




Figure 2

Figure 3






Figure 4




Figure 5




Figure 6