



US00D580810S

(12) **United States Design Patent**  
**Reilly**

(10) **Patent No.:** **US D580,810 S**  
(45) **Date of Patent:** **\*\* Nov. 18, 2008**

(54) **JEWELRY EMBELLISHED WITH BOTTLE CAPS**

(75) Inventor: **Stephanie Lynn Reilly**, Clovis, CA (US)

(73) Assignee: **Stephanie Reilly**, Clovis, CA (US)

(\*\*) Term: **14 Years**

(21) Appl. No.: **29/298,543**

(22) Filed: **Dec. 6, 2007**

(51) **LOC (8) Cl.** ..... **11-01**

(52) **U.S. Cl.** ..... **D11/7; D11/89**

(58) **Field of Classification Search** ..... D11/1-15,  
D11/20, 21, 22, 23, 24, 25, 26, 30, 89, 91,  
D11/94; 59/3, 78, 79.2, 80, 82, 83, 93; 63/3,  
63/3.1, 3.2, 10, 11, 15, 15.7, 18, 21, 23, 26,  
63/28, 32, 35, 37, 38

See application file for complete search history.

(56) **References Cited**

**U.S. PATENT DOCUMENTS**

|           |     |         |         |       |         |
|-----------|-----|---------|---------|-------|---------|
| 2,419,520 | A * | 4/1947  | Tessler | ..... | 63/28   |
| D263,937  | S * | 4/1982  | Gordan  | ..... | D11/7   |
| 5,979,184 | A * | 11/1999 | Razza   | ..... | 63/1.11 |
| D555,531  | S * | 11/2007 | Wilson  | ..... | D11/7   |

**OTHER PUBLICATIONS**

[http://www.casacorazon.com/jewelry/bottlecap\\_necklaces.gif6/11/2008 1:28:29 PM.\\*](http://www.casacorazon.com/jewelry/bottlecap_necklaces.gif6/11/2008%201:28:29%20PM)

\* cited by examiner

*Primary Examiner*—Louis S Zarfaz

*Assistant Examiner*—Michael A Pratt

(57) **CLAIM**

The ornamental design for jewelry embellished with bottle caps, as shown and described.

**DESCRIPTION**

FIG. 1 is a perspective view of a jewelry embellished with bottle caps, showing my new design;

FIG. 2 is a front elevational view of the invention;

FIG. 3 is a rear elevational view of the invention;

FIG. 4 is a left-side elevational view of the invention;

FIG. 5 is a right-side elevational view of the invention;

FIG. 6 is a top plan view of the invention; and,

FIG. 7 is a bottom plan view of the invention.

The broken lines showing a necklace chain in FIG. 1 are included for the purpose of illustrating the invention in use, and form no part of the claimed design.

**1 Claim, 2 Drawing Sheets**





FIG. 1




FIG. 2




FIG. 3

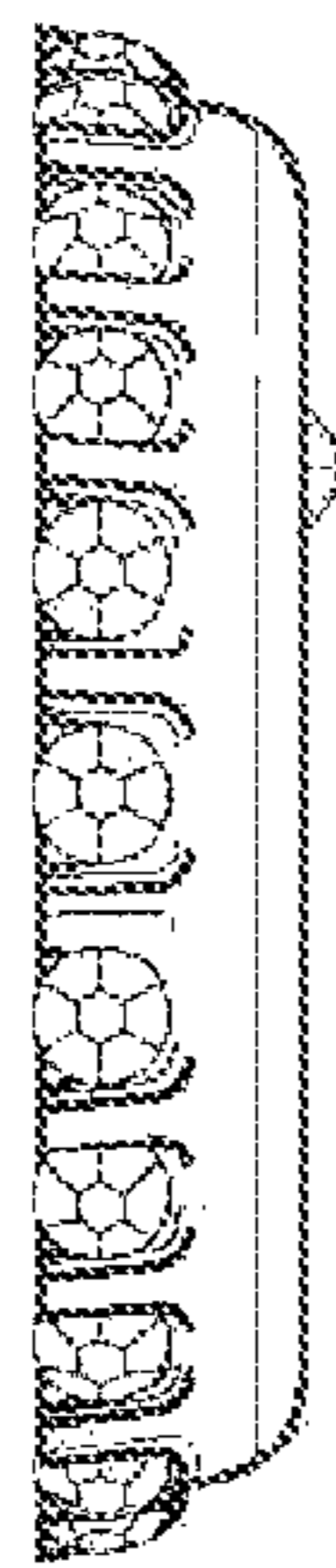


FIG. 4



FIG. 5




FIG. 6



FIG. 7