



US00D580802S

(12) **United States Design Patent**
Janik

(10) **Patent No.:** **US D580,802 S**

(45) **Date of Patent:** **** Nov. 18, 2008**

(54) **MARKING TOOL**

(76) **Inventor:** **Thomas A. Janik**, 4918 Pioneer Rd.,
McHenry, IL (US) 60050

(**) **Term:** **14 Years**

(21) **Appl. No.:** **29/286,172**

(22) **Filed:** **Apr. 26, 2007**

(51) **LOC (8) Cl.** **10-04**

(52) **U.S. Cl.** **D10/64**

(58) **Field of Classification Search** D10/61-70;
D19/35, 37, 41; 33/41.5, 42, 194, 407, 411,
33/533, 535, 566, 667, 700; 144/144.51,
144/144.52

See application file for complete search history.

(56) **References Cited**

U.S. PATENT DOCUMENTS

1,548,421	A	8/1925	McCallum	
1,574,182	A	2/1926	Balstad	
1,796,227	A	3/1931	Velling	
2,473,639	A	6/1949	Erickson	
2,502,166	A	3/1950	McKay	
2,721,393	A *	10/1955	Frisbee	33/574
3,130,760	A *	4/1964	Juneman	144/144.51
4,230,164	A *	10/1980	Mericle	144/372
4,274,459	A *	6/1981	Galajda	144/144.51
D265,211	S *	6/1982	Knight	D19/35
4,410,576	A *	10/1983	Publicover	428/79
4,430,013	A *	2/1984	Kaufman	401/132
4,989,336	A	2/1991	Waltrip, Jr. et al.	
5,123,172	A	6/1992	Thrun	
5,524,684	A *	6/1996	Stuckel	144/144.51
D372,432	S *	8/1996	Sawano	D10/62

5,604,988	A	2/1997	Costelloe	
5,737,844	A	4/1998	Brumley	
D406,070	S *	2/1999	Thomas	D10/64
6,173,505	B1 *	1/2001	Munno	33/761
6,230,413	B1	5/2001	Reiley	
6,341,427	B1	1/2002	Tepley	
D462,018	S	8/2002	Markle	
6,532,674	B2	3/2003	Farese	
6,868,613	B2	3/2005	Sumner	
6,981,301	B2 *	1/2006	Medina et al.	29/281.5
7,069,659	B1	7/2006	Rye	
2005/0022397	A1	2/2005	Neblo	
2008/0142119	A1 *	6/2008	Ponce	144/144.51

* cited by examiner

Primary Examiner—Elizabeth A Albert
(74) *Attorney, Agent, or Firm*—Husch Blackwell Sanders

(57) **CLAIM**

The ornamental design for a marking tool, as shown and described.

DESCRIPTION

FIG. 1 is a perspective view of the marking tool;
FIG. 2 is a top elevational view thereof;
FIG. 3 is a front elevational view thereof;
FIG. 4 is a side view thereof; and,
FIG. 5 is another front elevational view thereof in a condition of use.
The broken lines showing of a portion of a surface, a pencil and a hand are included for the purpose of illustrating environment and form no part of the claimed design.

1 Claim, 2 Drawing Sheets

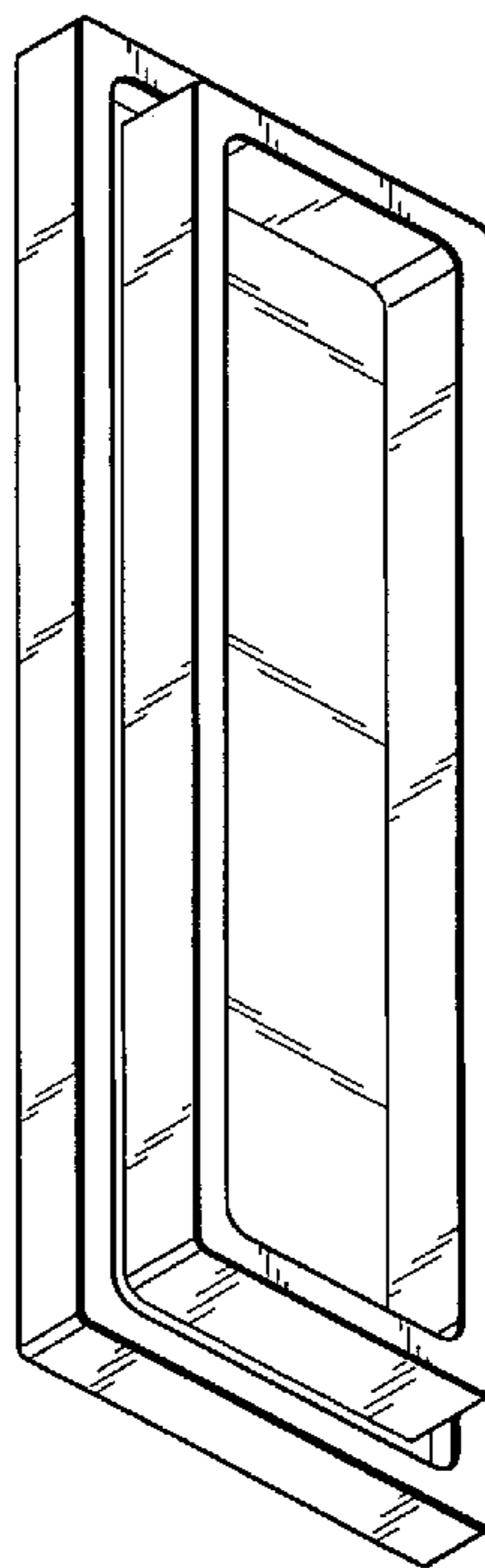


Fig. 1

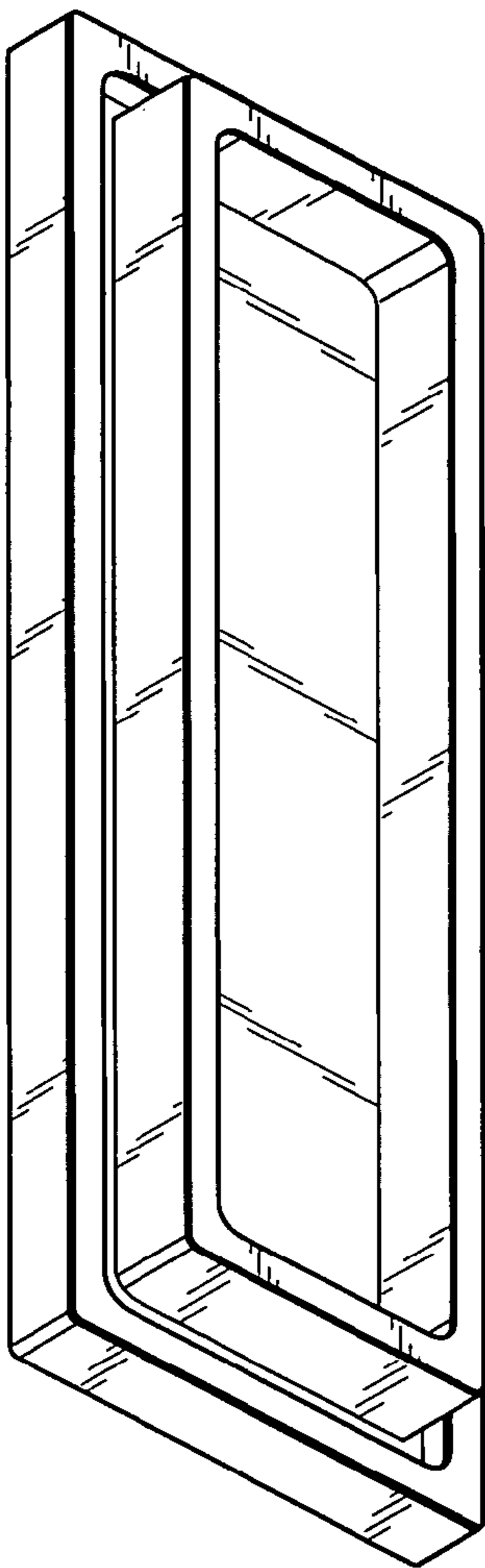


Fig. 2

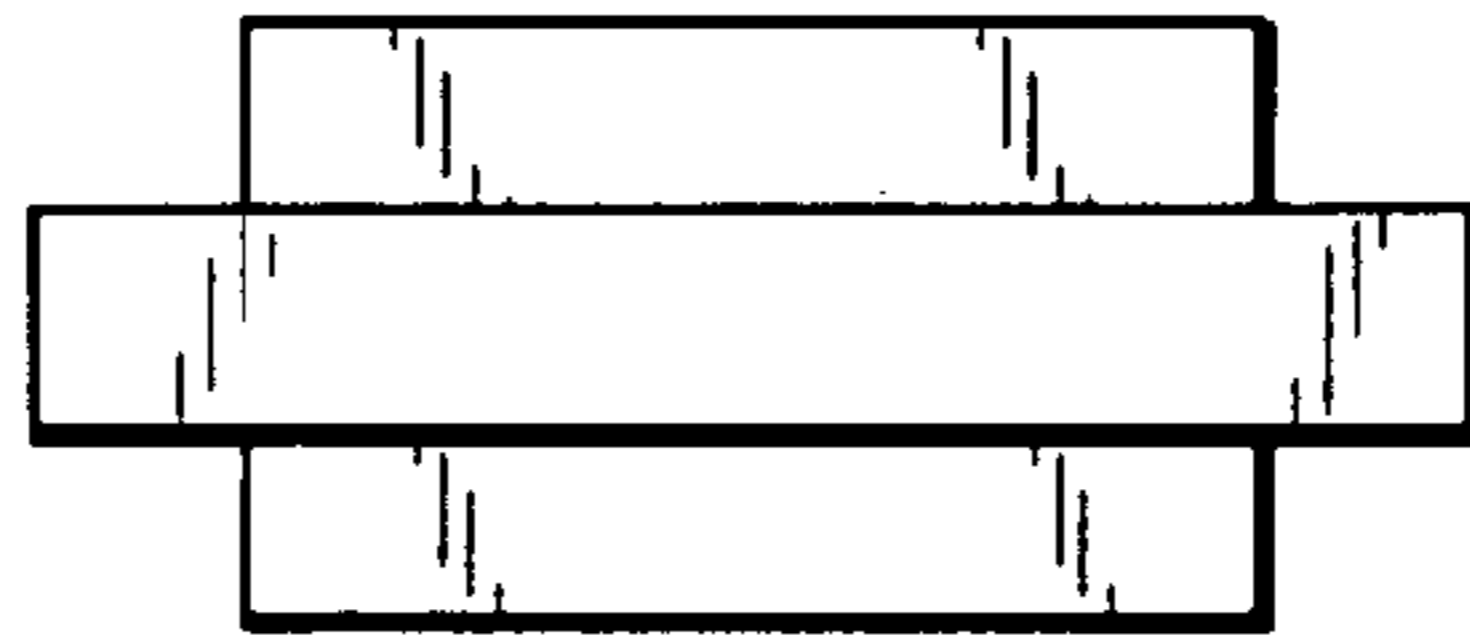


Fig. 3

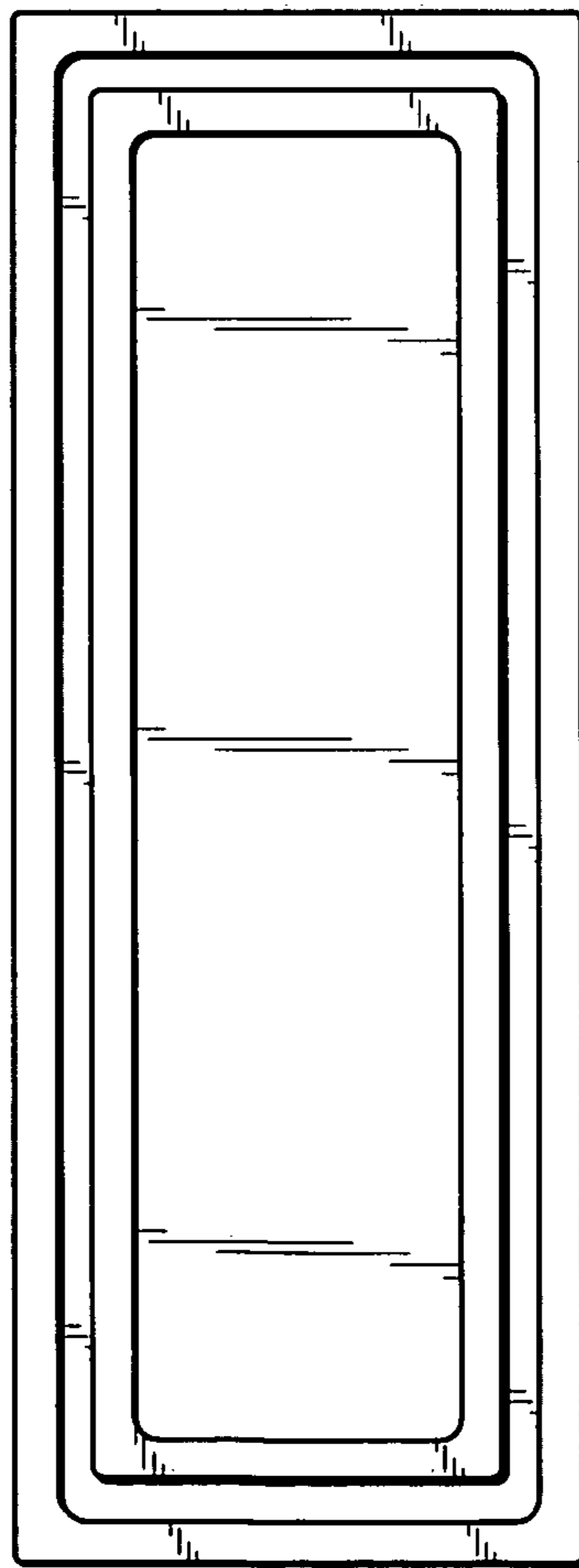


Fig. 4

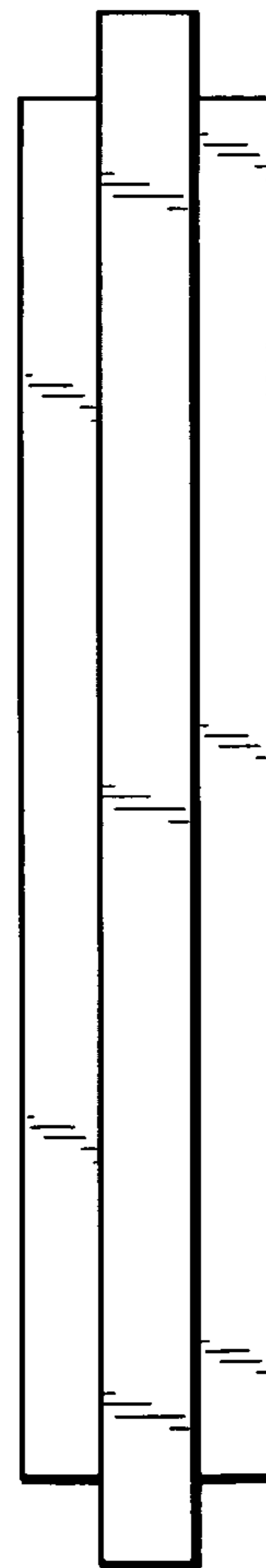


Fig. 5

