



US00D580789S

(12) **United States Design Patent**
Larson

(10) **Patent No.:** **US D580,789 S**

(45) **Date of Patent:** **** Nov. 18, 2008**

(54) **FOOD TRAY**

(76) **Inventor:** **Kevin E. Larson**, 1901 South Calhoun Rd., New Berlin, WI (US) 53151

(**) **Term:** **14 Years**

(21) **Appl. No.:** **29/296,672**

(22) **Filed:** **Oct. 25, 2007**

(51) **LOC (8) Cl.** **09-03**

(52) **U.S. Cl.** **D9/761; D9/737; D9/425**

(58) **Field of Classification Search** D9/737,
D9/761, 756, 759, 760, 424, 425, 429, 432;
D7/549; D3/313; 229/407; 220/675
See application file for complete search history.

(56) **References Cited**

U.S. PATENT DOCUMENTS

D195,602 S *	7/1963	Bostrom	D9/760
D198,545 S *	6/1964	Bostrom	D9/760
D218,514 S *	8/1970	Fossella et al.	D9/761
D222,668 S *	11/1971	Gregor	D7/553.6
D224,288 S *	7/1972	Bloch	D9/761
D224,587 S *	8/1972	Jewell	D9/425
D227,860 S *	7/1973	Schuman	D9/759
D280,060 S *	8/1985	Holzkopf	D7/553.2
D293,767 S *	1/1988	Powers	D9/761
D301,192 S *	5/1989	DeCoster	D7/555
D305,409 S *	1/1990	Michaud et al.	D9/425
D318,207 S *	7/1991	Anderson	D7/549
D339,743 S *	9/1993	Zellner et al.	D9/761
D361,508 S *	8/1995	Schnack	D9/759
D374,819 S *	10/1996	Wells	D9/425
D383,943 S *	9/1997	Boley	D7/555
D386,075 S *	11/1997	Hayes et al.	D9/761
D387,272 S *	12/1997	Lippincott	D9/761

D388,699 S *	1/1998	Hayes et al.	D9/761
D392,881 S *	3/1998	Bulcher et al.	D9/425
D414,409 S *	9/1999	Sanfilippo et al.	D9/761
D420,855 S *	2/2000	Hurley	D7/549
D474,687 S *	5/2003	Jones et al.	D9/761
D484,364 S *	12/2003	Bailey et al.	D7/553.2
D485,755 S *	1/2004	Isler et al.	D9/425
D492,195 S *	6/2004	Shabaz	D9/737
D504,325 S *	4/2005	Vovan	D9/761
D510,804 S *	10/2005	Horman	D3/304
D515,880 S *	2/2006	Lerner	D7/629
D535,195 S *	1/2007	Schwab	D9/756
D553,490 S *	10/2007	Yang	D9/425
D554,988 S *	11/2007	Sim	D9/425

* cited by examiner

Primary Examiner—Ian Simmons

Assistant Examiner—Mark A Goodwin

(74) *Attorney, Agent, or Firm*—Boyle Fredrickson, S.C.

(57) **CLAIM**

The ornamental design for a food tray, as shown and described.

DESCRIPTION

FIG. 1 is an isometric view illustrating a second embodiment of a food tray incorporating my new design;

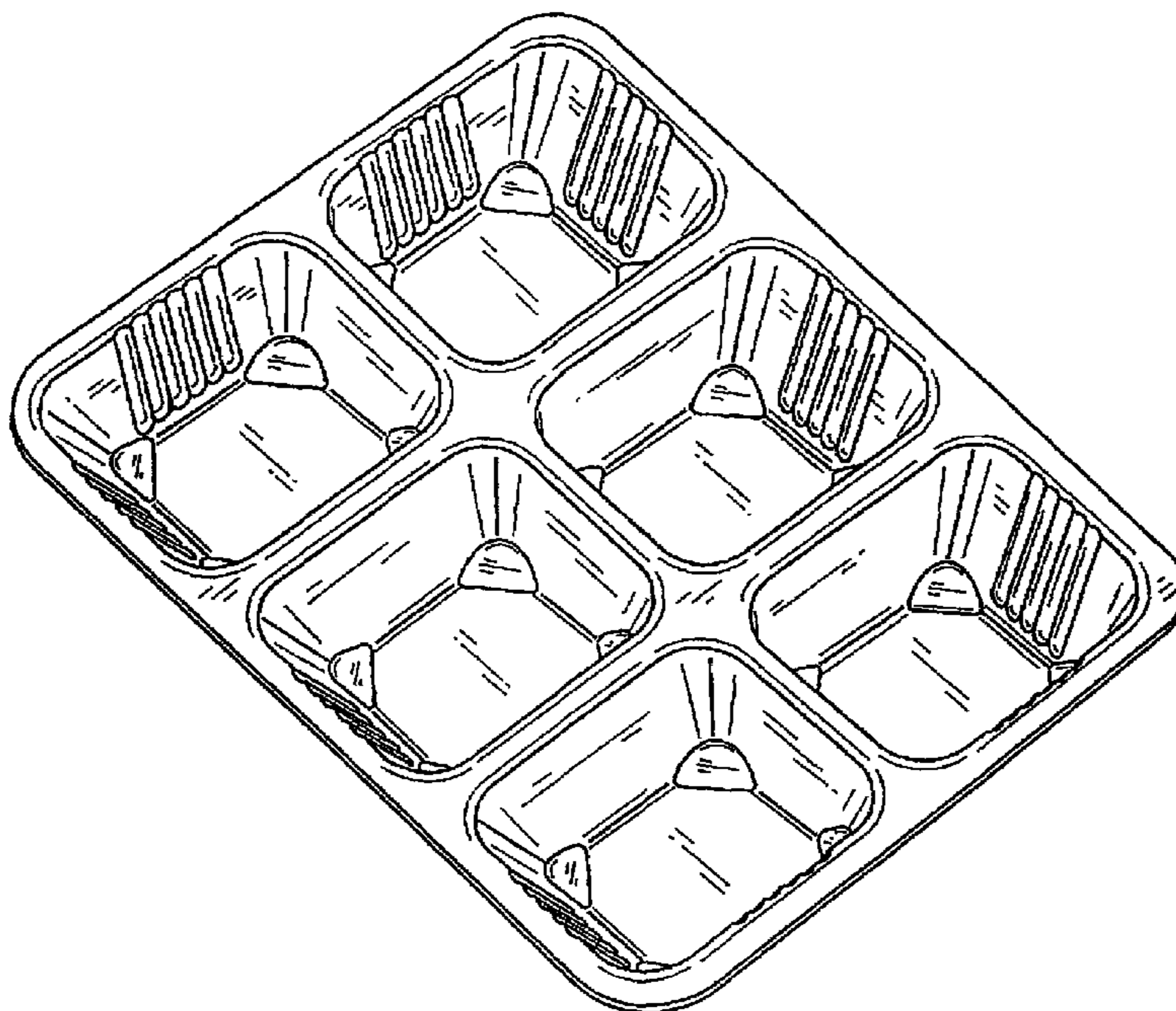
FIG. 2 is a top plan view thereof;

FIG. 3 is a first side elevation view thereof, the opposite side elevation view being a mirror image;

FIG. 4 is a first end elevation view thereof, the opposite end elevation view being a mirror image; and,

FIG. 5 is a bottom plan view thereof.

1 Claim, 2 Drawing Sheets



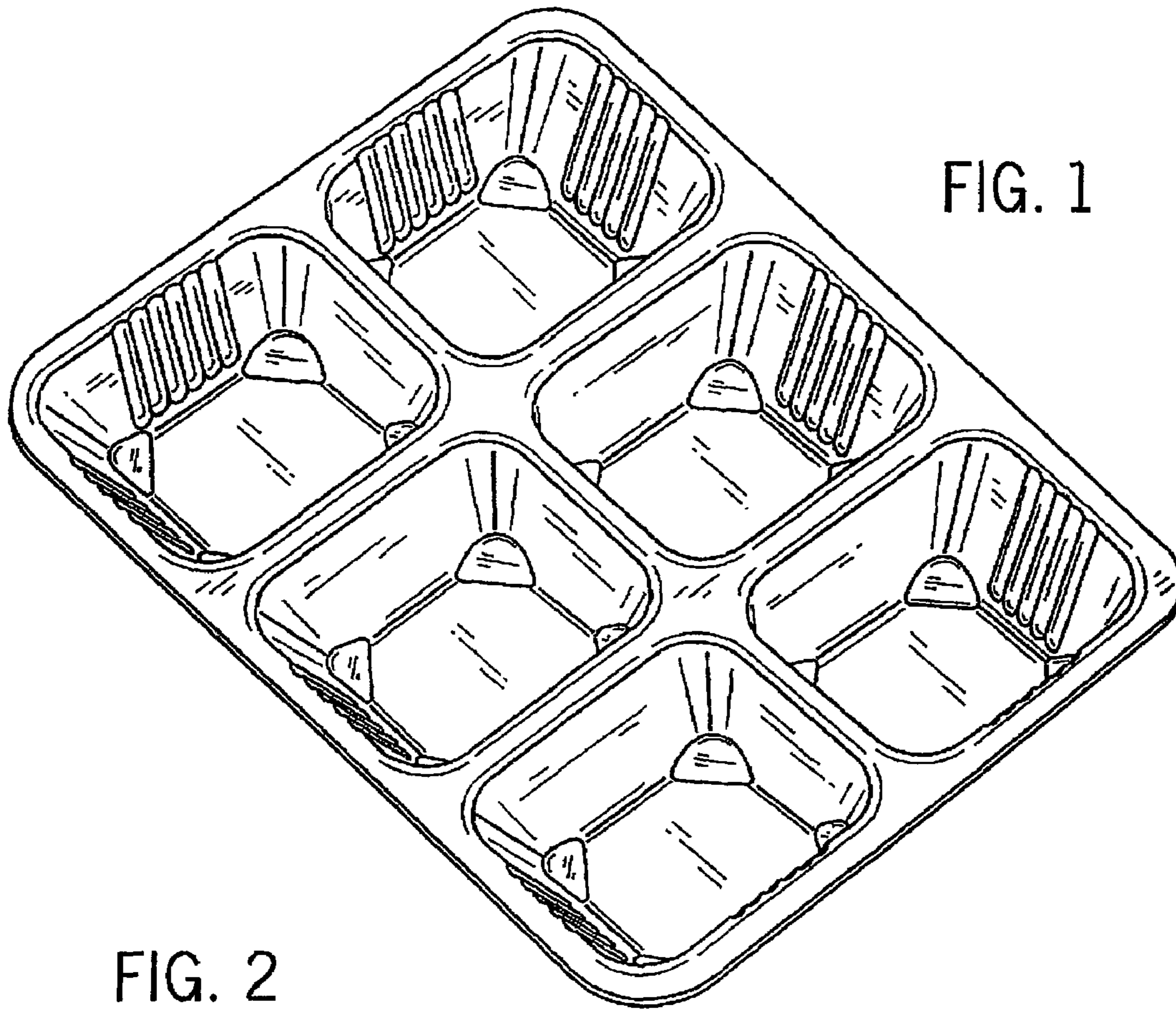
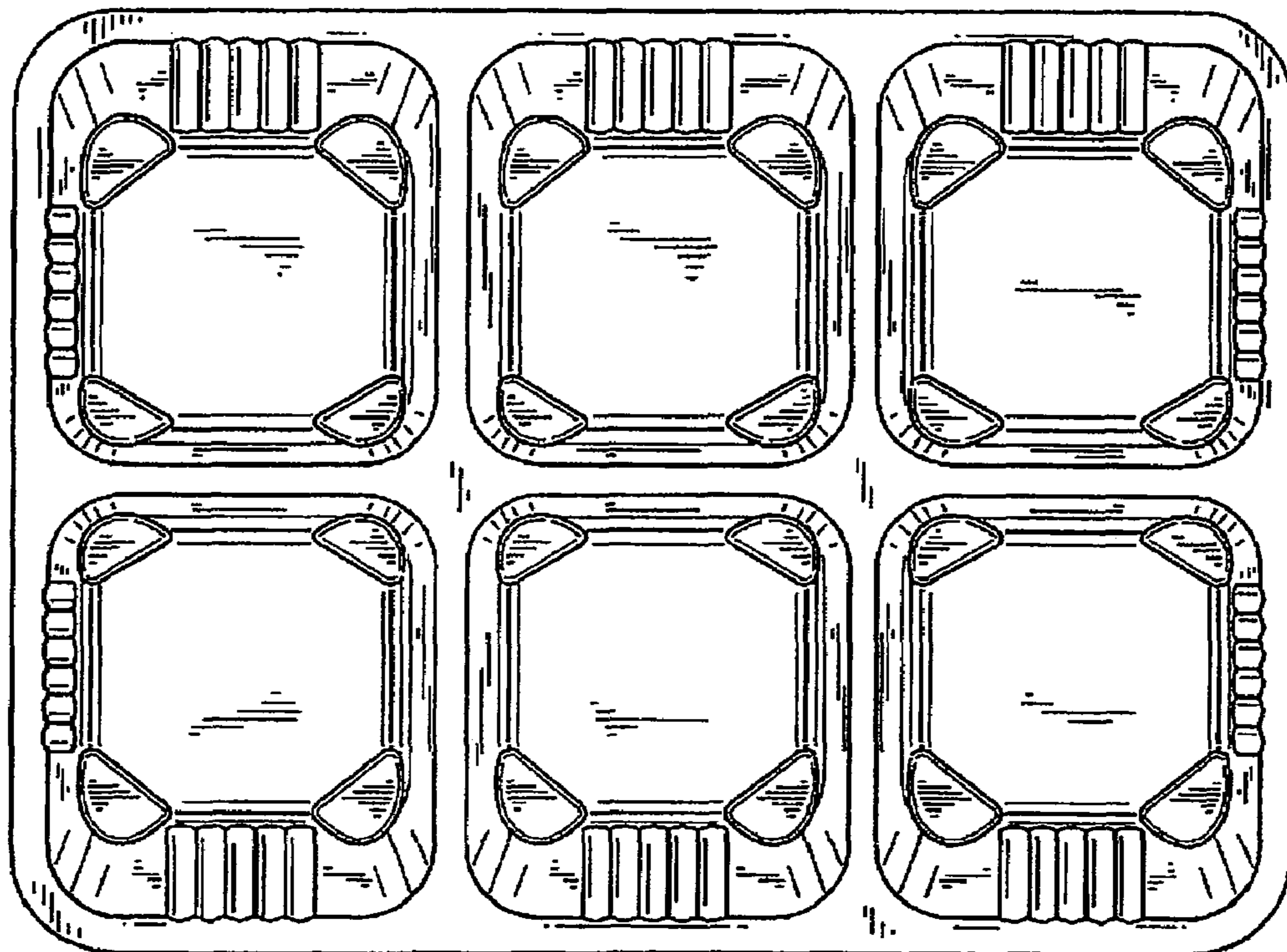


FIG. 2



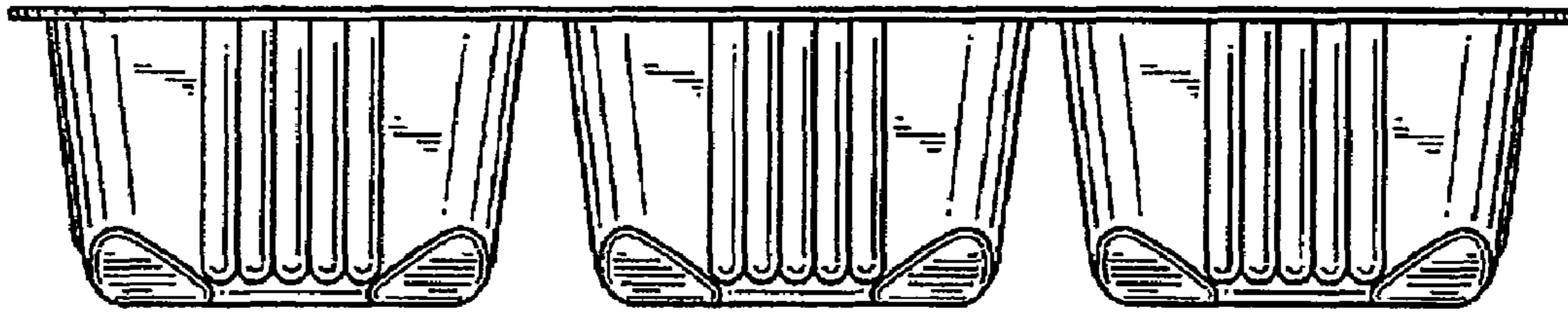


FIG. 3




FIG. 4

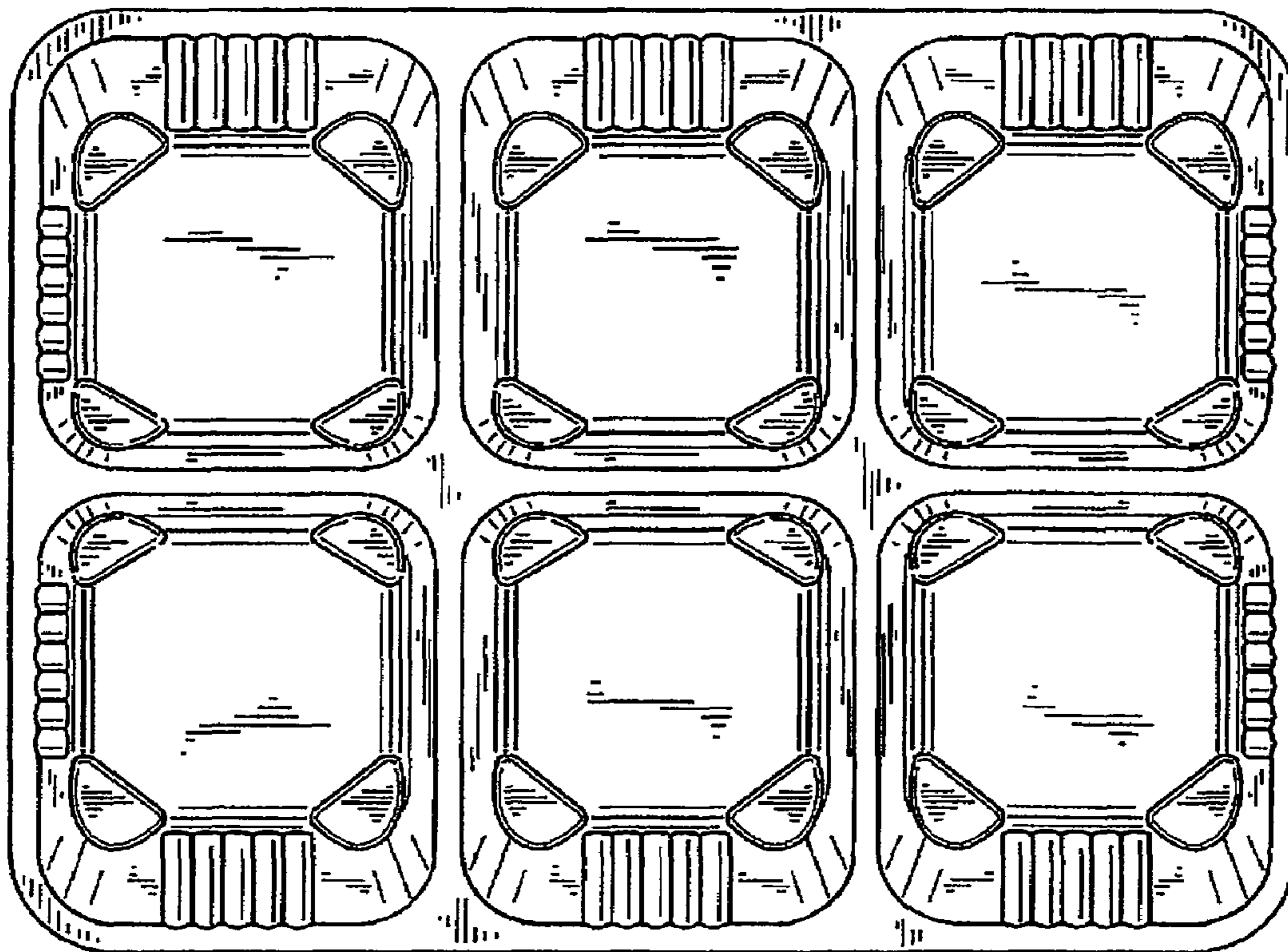


FIG. 5

UNITED STATES PATENT AND TRADEMARK OFFICE
CERTIFICATE OF CORRECTION

PATENT NO. : Des. 580,789 S
APPLICATION NO. : 29/296672
DATED : November 18, 2008
INVENTOR(S) : Kevin E. Larson

Page 1 of 1

It is certified that error appears in the above-identified patent and that said Letters Patent is hereby corrected as shown below:

TITLE PAGE:

Description:

Please amend the figure description for Fig. 1 to read as follows:

-- FIG. 1 is an isometric view of a food tray incorporating my new design; --

Signed and Sealed this

Seventeenth Day of March, 2009



JOHN DOLL
Acting Director of the United States Patent and Trademark Office