



US00D580784S

(12) **United States Design Patent**  
**Kila**

(10) **Patent No.:** **US D580,784 S**

(45) **Date of Patent:** **\*\* Nov. 18, 2008**

(54) **PACKAGE**

(75) Inventor: **Maarten Kila**, Brighton (AU)

(73) Assignee: **Philip Morris USA Inc.**, Richmond, VA (US)

(\*\*) Term: **14 Years**

(21) Appl. No.: **29/287,627**

(22) Filed: **Aug. 30, 2007**

(30) **Foreign Application Priority Data**

Mar. 1, 2007 (PH) ..... 3-2007-000121

(51) **LOC (8) Cl.** ..... **09-05**

(52) **U.S. Cl.** ..... **D9/709**

(58) **Field of Classification Search** ..... D9/702-714,  
D9/433, 430, 414, 432, 419, 424; 206/256,  
206/259, 271, 272, 273, 807, 831, 449, 812,  
206/438, 484; 222/107; 229/87.05; D24/118;  
D27/183, 185-191

See application file for complete search history.

(56) **References Cited**

**U.S. PATENT DOCUMENTS**

4,739,879	A *	4/1988	Nakamura	.....	206/205
4,840,270	A *	6/1989	Caputo et al.	.....	206/205
4,881,278	A *	11/1989	Farah	.....	4/245.1
D330,326	S *	10/1992	Honeycutt	.....	D9/722
D355,593	S *	2/1995	Bell	.....	D9/707
D394,605	S *	5/1998	Skiba et al.	.....	D9/709

D476,225	S *	6/2003	De La Garza	.....	D9/707
D478,276	S *	8/2003	Mobs et al.	.....	D9/707
D489,606	S *	5/2004	Lofman	.....	D9/707
D529,378	S *	10/2006	Spencer et al.	.....	D9/433
D567,647	S *	4/2008	Reda	.....	D9/415
D568,762	S *	5/2008	Keberlein	.....	D9/734
7,371,008	B2 *	5/2008	Bonenfant	.....	383/5

\* cited by examiner

*Primary Examiner*—Caron D. Veynar

*Assistant Examiner*—Abraham Bahta

(74) *Attorney, Agent, or Firm*—Buchanan Ingersoll & Rooney PC

(57) **CLAIM**

The ornamental design for a package, as shown and described.

**DESCRIPTION**

FIG. 1 is a front, right side and top perspective view of a package showing my new design;

FIG. 2 is a front, left side and bottom perspective view thereof.

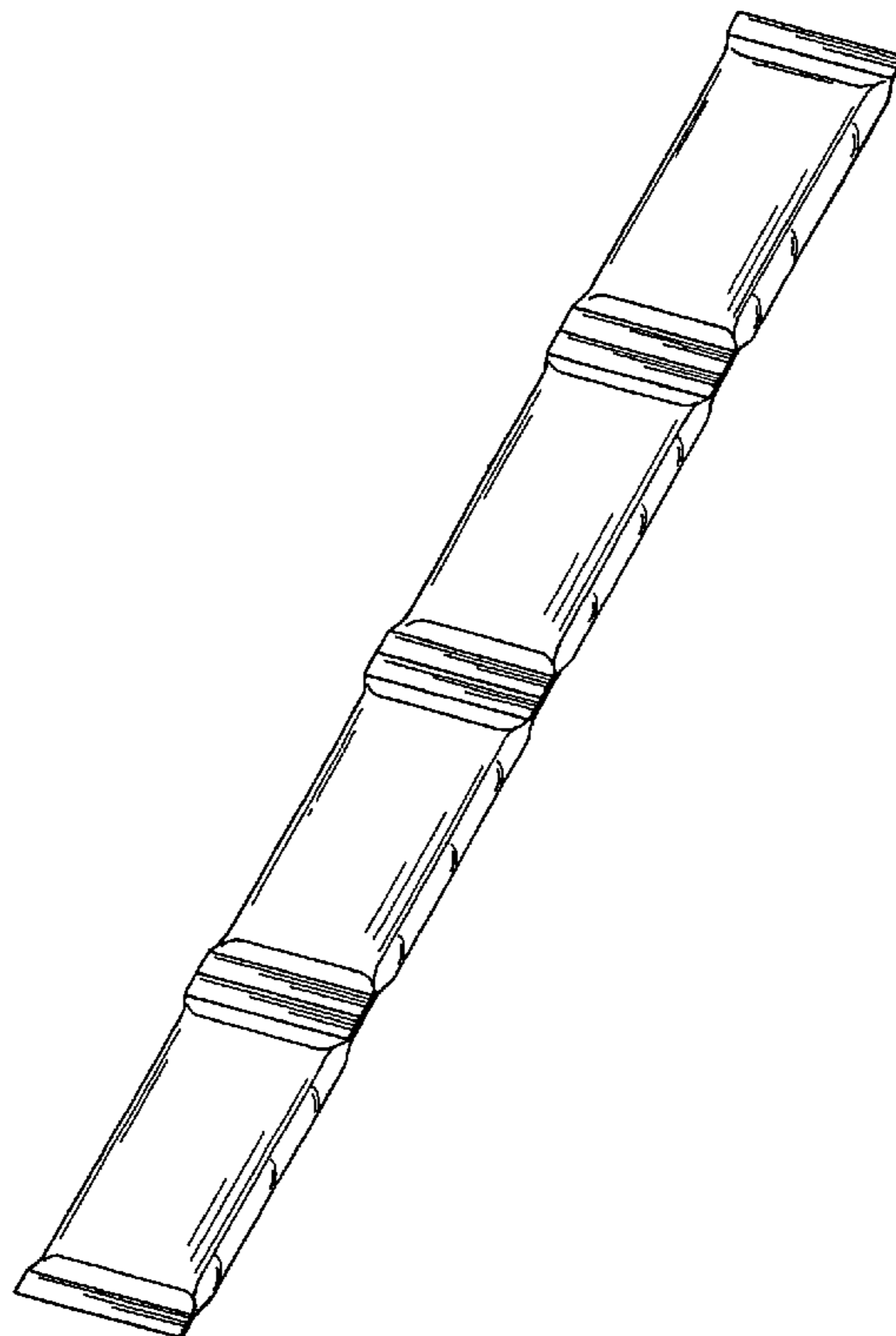
FIG. 3 is a front elevational view thereof.

FIG. 4 is a rear elevational view thereof.

FIG. 5 is a right side elevational view, the other side being a mirror image thereof; and,

FIG. 6 is a front elevational view, the rear view being a mirror image thereof.

**1 Claim, 5 Drawing Sheets**



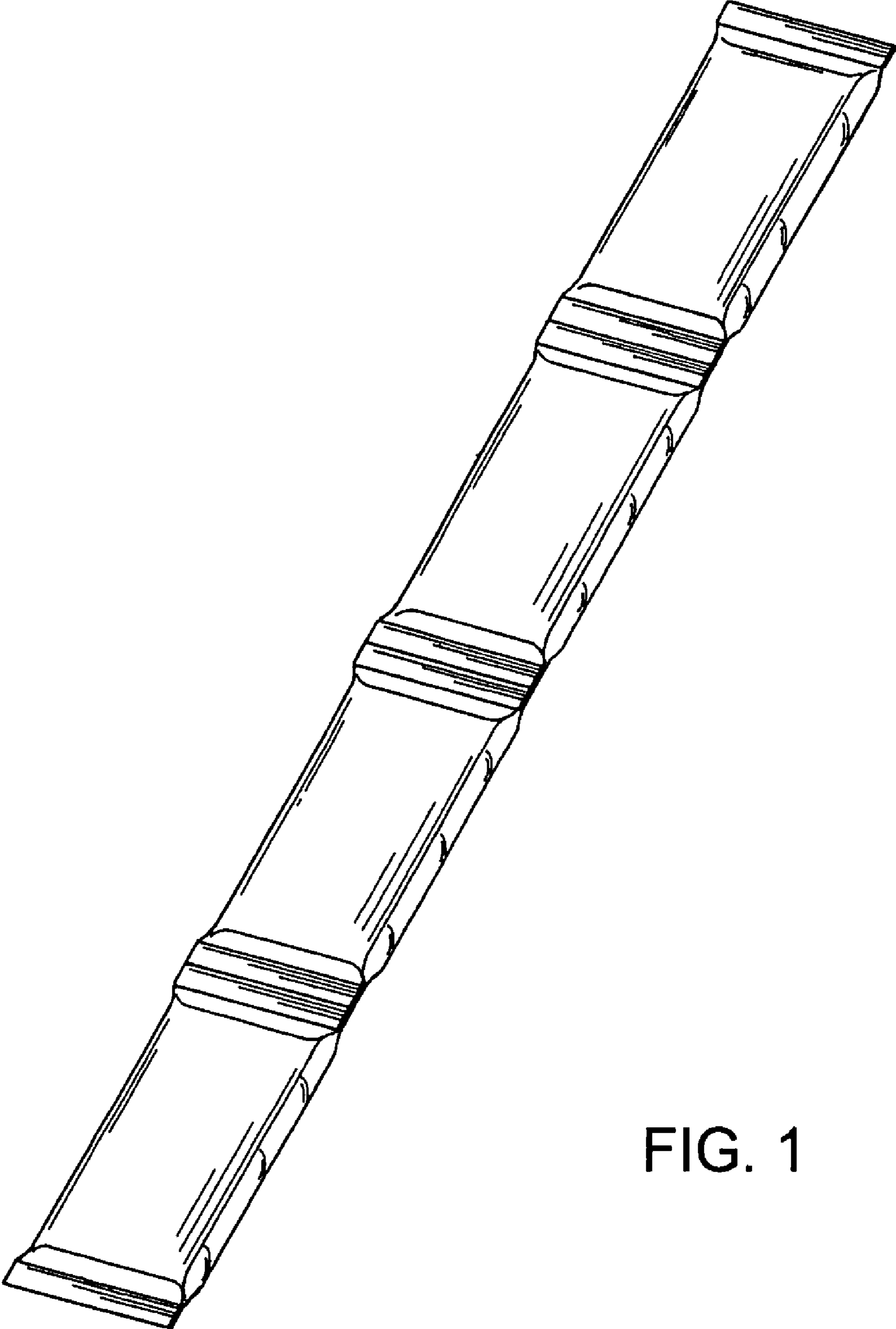


FIG. 1

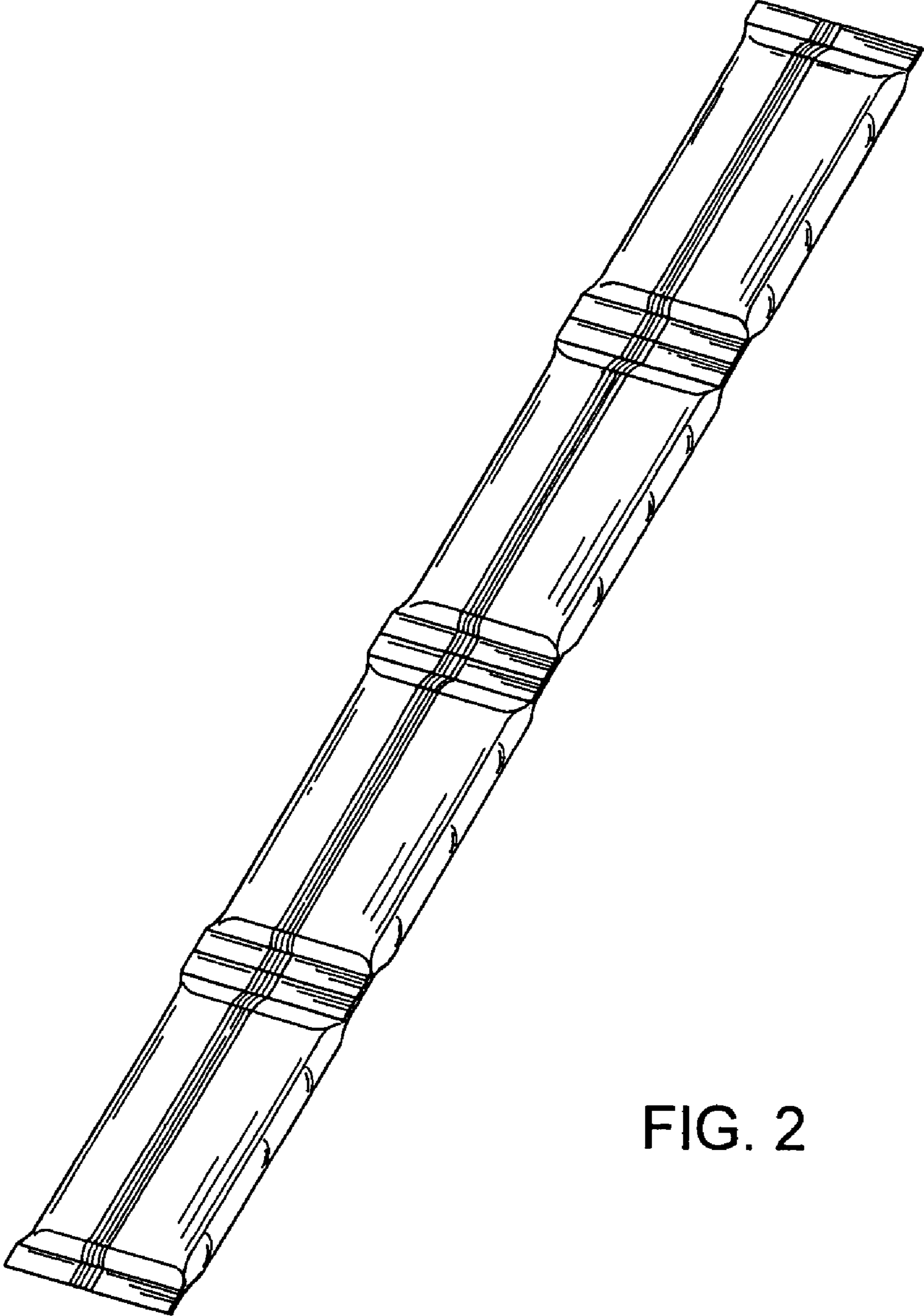


FIG. 2

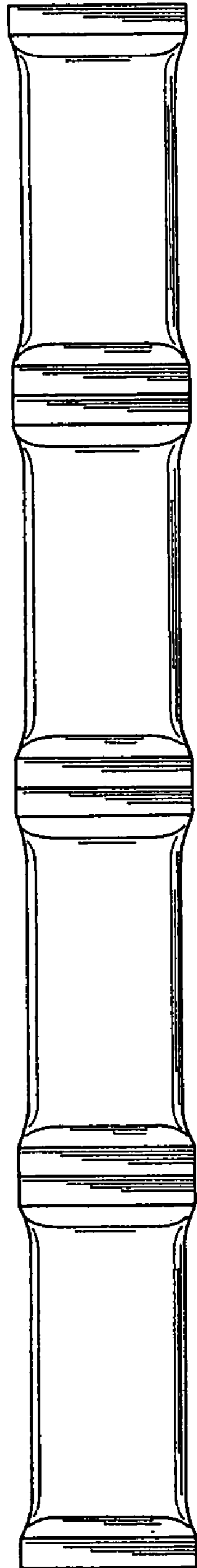


FIG. 3

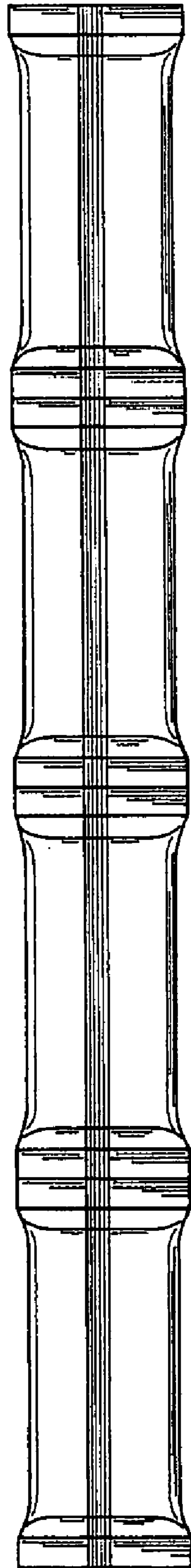


FIG. 4

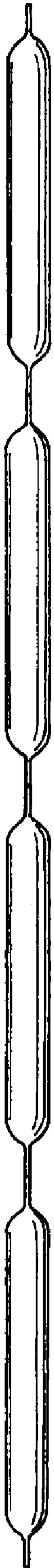


FIG. 5




FIG. 6