



US00D580783S

(12) **United States Design Patent**
Murray

(10) **Patent No.:** **US D580,783 S**

(45) **Date of Patent:** **** Nov. 18, 2008**

(54) **FLEXIBLE POUCH WITH ELONGATED NECK**

(75) Inventor: **R. Charles Murray**, Lakewood Ranch, FL (US)

(73) Assignee: **Pouch Pac Innovations, LLC**, Sarasota, FL (US)

(**) Term: **14 Years**

(21) Appl. No.: **29/319,132**

(22) Filed: **Jun. 4, 2008**

Related U.S. Application Data

(63) Continuation of application No. 11/683,133, filed on Mar. 7, 2007.

(51) **LOC (8) Cl.** **09-05**

(52) **U.S. Cl.** **D9/707**

(58) **Field of Classification Search** D9/702-703, D9/705, 707, 710, 714, 434-435, 522, 696; 206/822; 383/61.1, 63, 80-81, 103-104, 383/203, 901; 222/92, 107

See application file for complete search history.

(56) **References Cited**

U.S. PATENT DOCUMENTS

733,449 A	7/1903	Willsie
2,189,174 A	2/1940	Hohl
2,703,671 A	3/1955	Kindseth
3,286,005 A	11/1966	Cook
3,304,977 A	2/1967	Hammons
3,924,008 A	12/1975	Ford et al.
4,078,717 A	3/1978	Stearley
4,326,568 A	4/1982	Burton et al.
4,361,235 A	11/1982	Gautier et al.

4,498,591 A	2/1985	Smith, II
4,717,046 A	1/1988	Brogli et al.
4,848,421 A	7/1989	Froese et al.
4,999,978 A	3/1991	Kohlbach et al.
5,222,535 A	6/1993	Roders
5,267,591 A	12/1993	Wakabayashi et al.

(Continued)

Primary Examiner—Caron D. Veynar

Assistant Examiner—Abraham Bahta

(74) *Attorney, Agent, or Firm*—Gifford, Krass, Sprinkle, Anderson & Citkowski, P.C.

(57) **CLAIM**

The ornamental design for a flexible pouch with elongated neck, as shown and described.

DESCRIPTION

FIG. 1 is a perspective view of a flexible pouch with elongated neck;

FIG. 2 is an elevational side view of the flexible pouch with elongated neck, the opposite side being a mirror image thereof;

FIG. 3 is an elevational view of the front side of the flexible pouch with elongated neck;

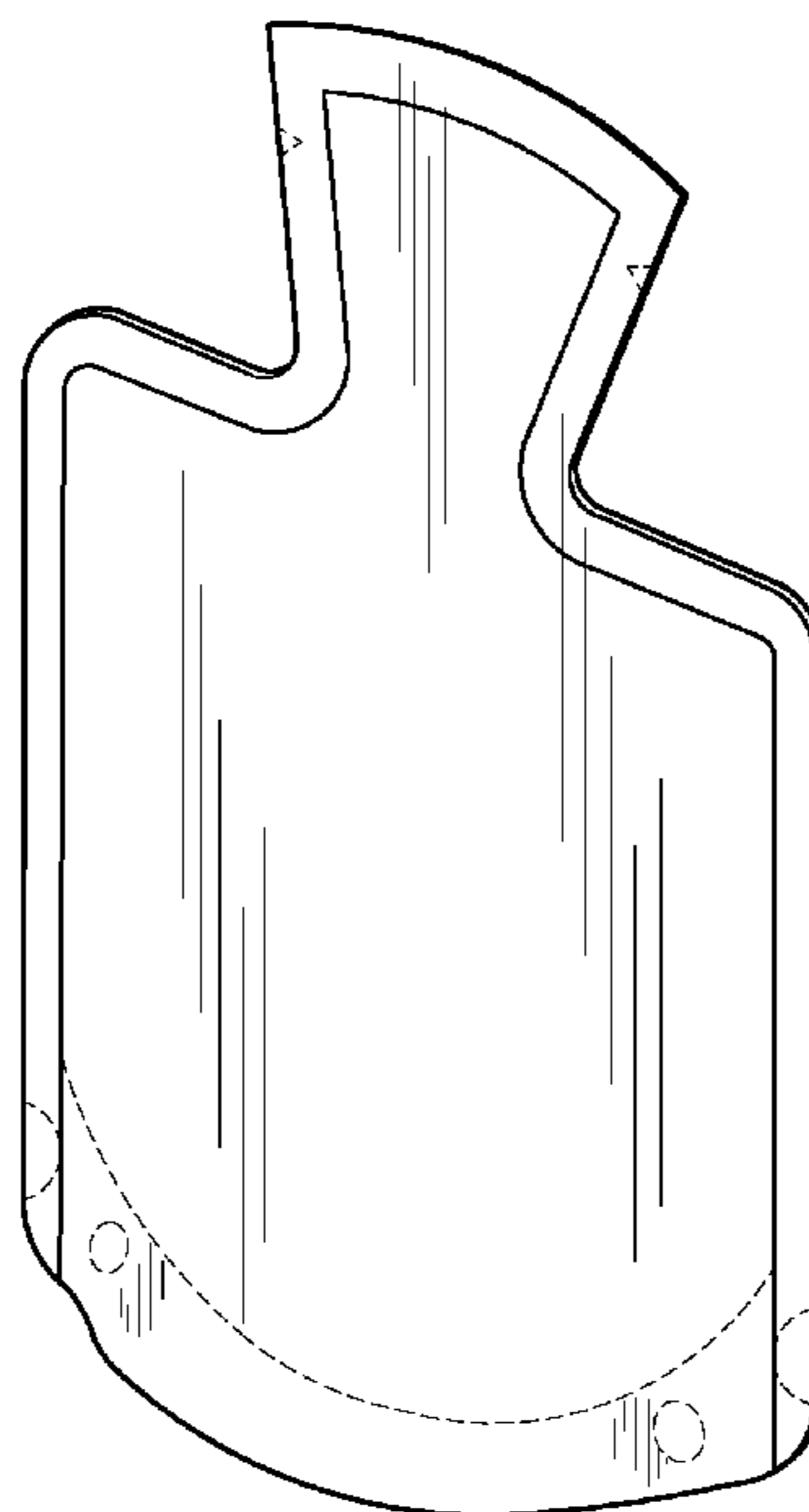
FIG. 4 is a plan bottom view of the flexible pouch with elongated neck;

FIG. 5 is an elevational view of the back side of the flexible pouch with elongated neck; and,

FIG. 6 is a plan top view of the flexible pouch with elongated neck.

The broken lines shown in the drawings are for illustrative purposes only and form no part of the claimed design.

1 Claim, 3 Drawing Sheets



US D580,783 S

Page 2

U.S. PATENT DOCUMENTS					
5,433,526	A	7/1995	Wild et al.	D526,573	S 8/2006 Ueda et al.
5,485,714	A	1/1996	Montalvo	D527,278	S 8/2006 Ueda et al.
D393,999	S	5/1998	Gruenbacher et al.	D528,011	S 9/2006 Ueda et al.
D435,440	S	12/2000	Croft et al.	D532,703	S * 11/2006 Wild D9/708
6,199,601	B1	3/2001	Laudenberg et al.	D551,568	S 9/2007 Berman
D442,078	S	5/2001	Fuquen	D553,008	S 10/2007 Berman
D446,445	S	8/2001	Croft et al.	D557,614	S * 12/2007 Murray D9/708
6,422,753	B1	7/2002	Thomas	D558,594	S * 1/2008 Kirou et al. D9/707
D463,275	S	9/2002	Garcia et al.	D558,596	S 1/2008 Berman
D490,303	S *	5/2004	Berman D9/708	D563,242	S * 3/2008 Murray D9/708
D502,092	S	2/2005	Berman	D563,243	S * 3/2008 Murray D9/710
D504,610	S *	5/2005	Berman D9/708	D571,672	S * 6/2008 Murray D9/710
D509,144	S	9/2005	Snyder	D573,037	S * 7/2008 Murray D9/710
D519,848	S *	5/2006	Kirou et al. D9/707		

* cited by examiner

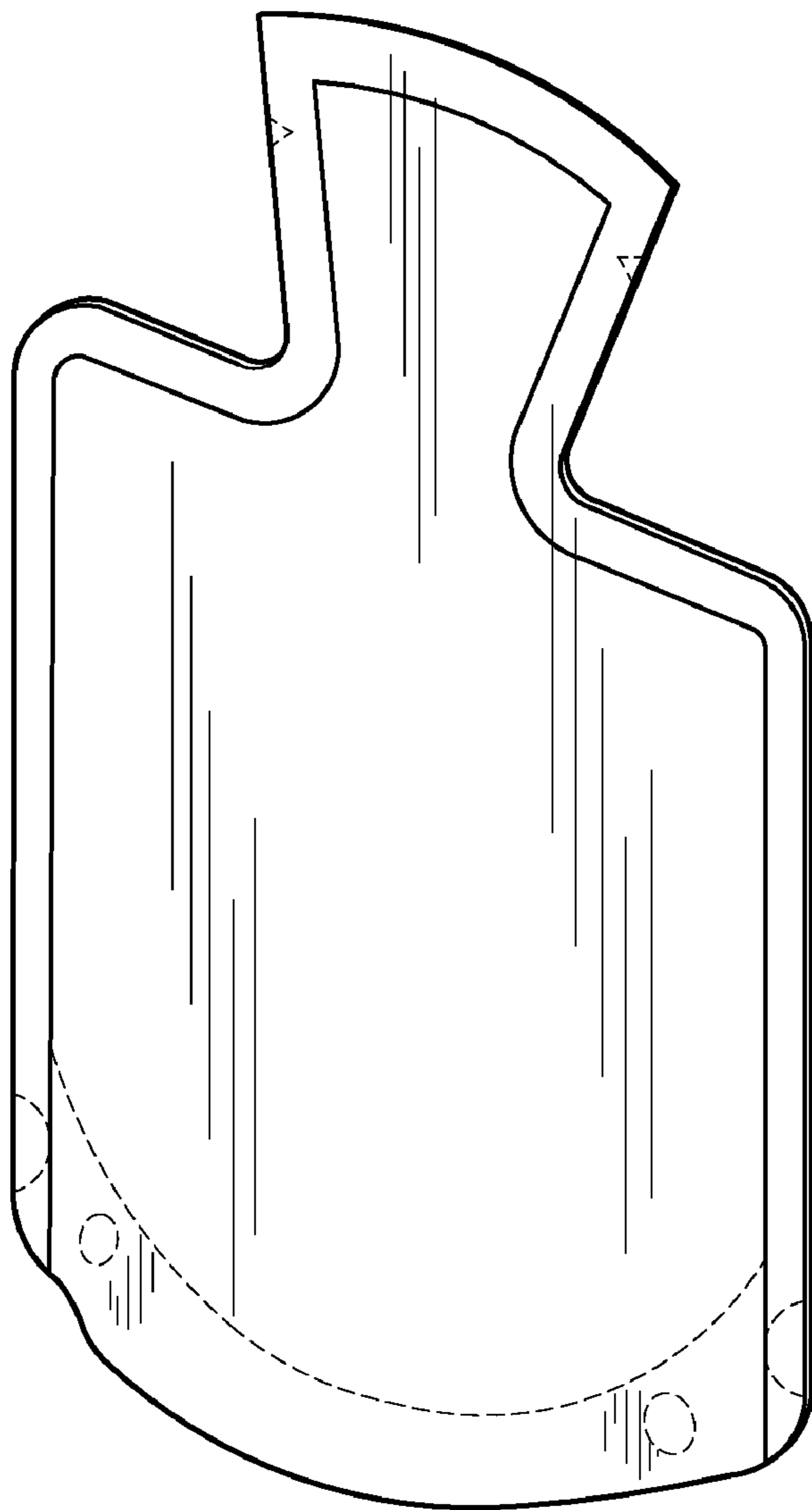
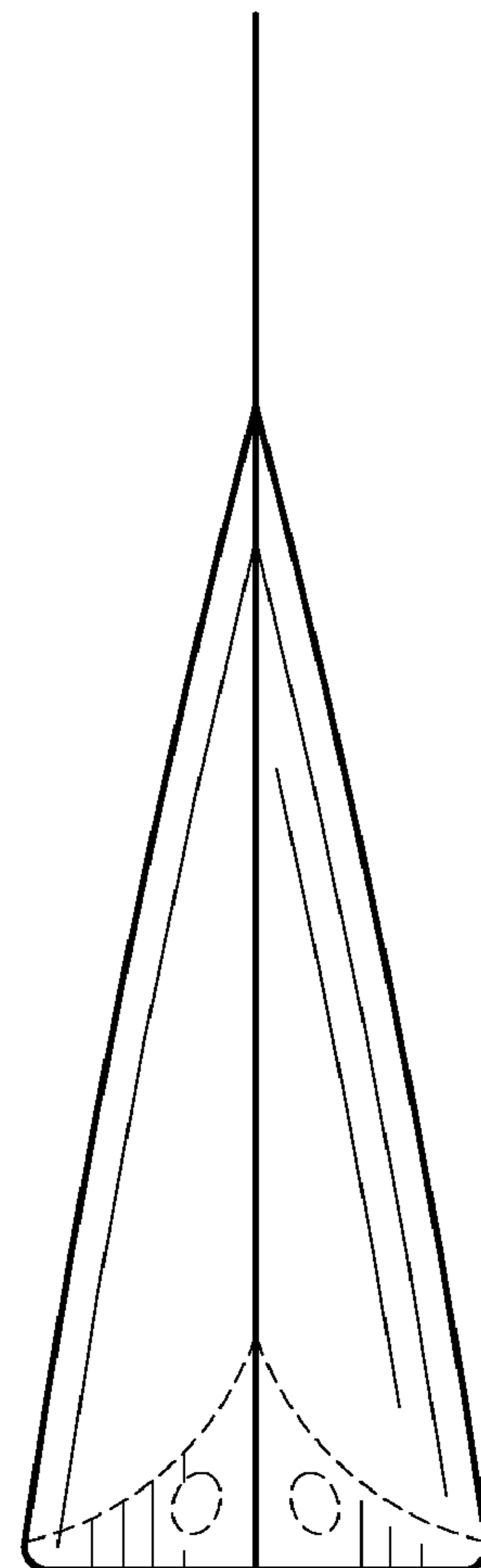


FIG - 2

FIG - 1



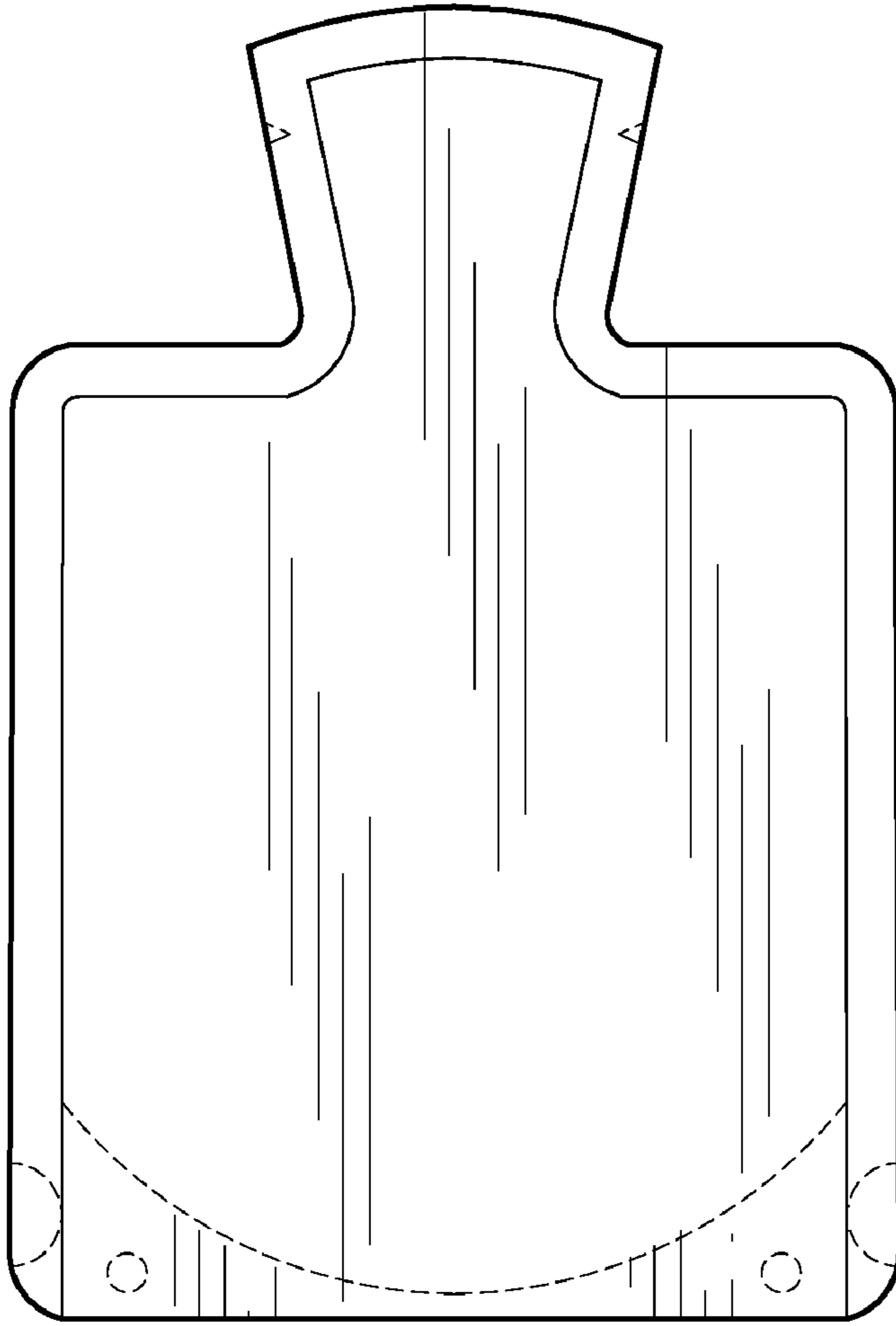


FIG - 3

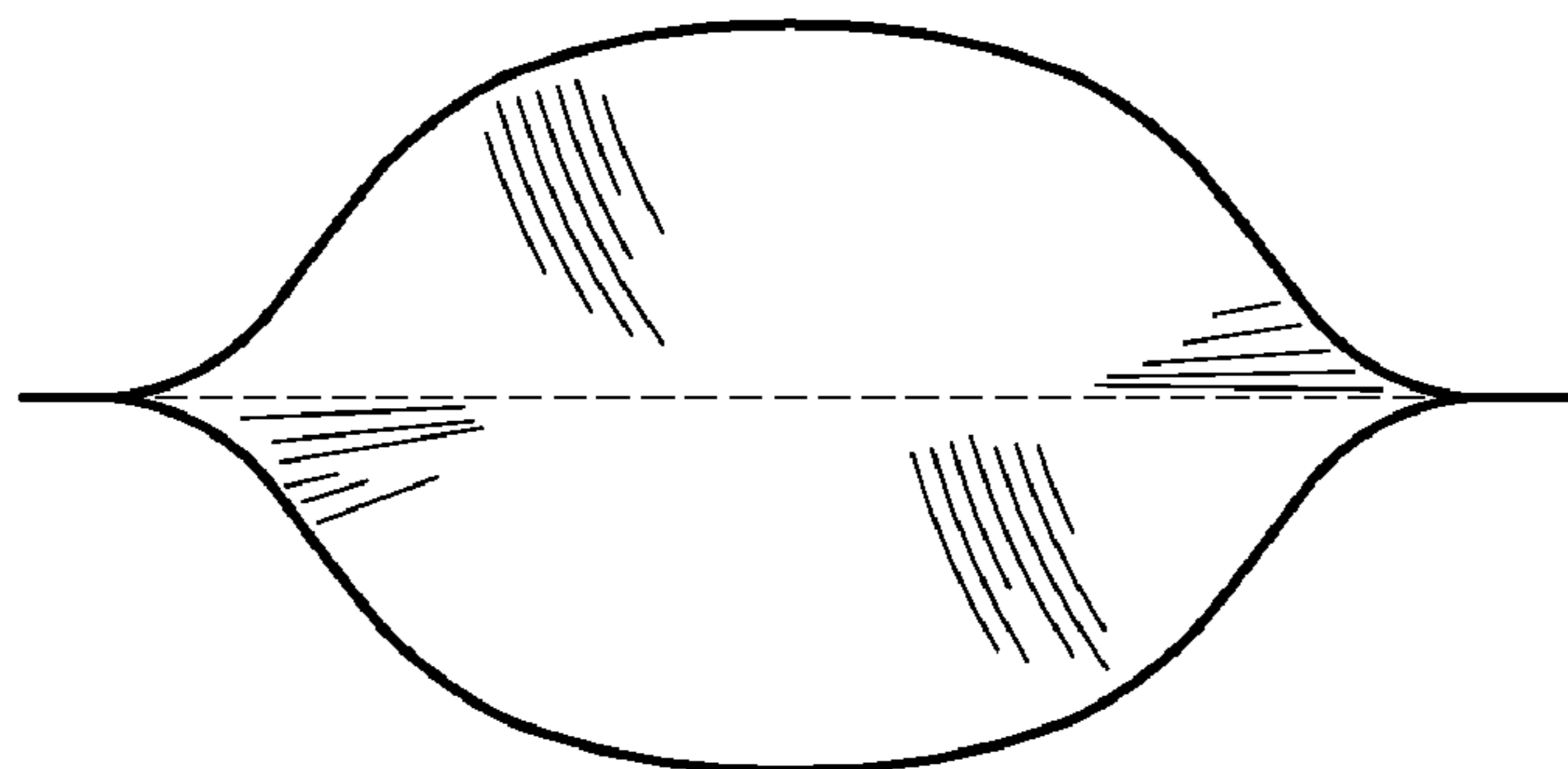


FIG - 4

FIG - 5

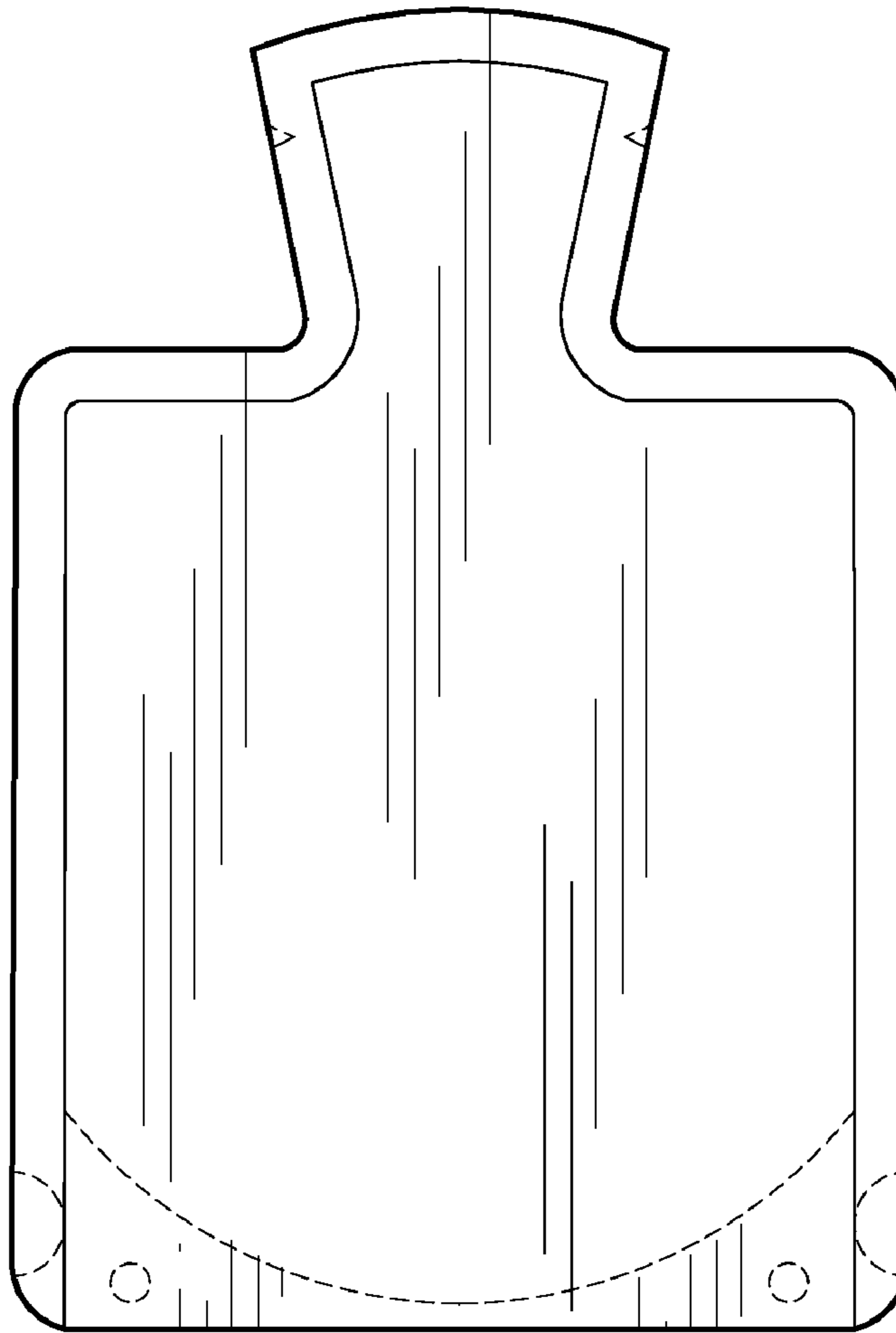


FIG - 6

