



US00D580781S

(12) **United States Design Patent**  
**Marquis**

(10) **Patent No.:** **US D580,781 S**

(45) **Date of Patent:** **\*\* Nov. 18, 2008**

(54) **FOOD PREPORTIONING BAG**

(75) Inventor: **Douglas P. Marquis**, Vero Beach, FL  
(US)

(73) Assignee: **Handgards, Inc.**, El Paso, TX (US)

(\*\*) Term: **14 Years**

(21) Appl. No.: **29/286,014**

(22) Filed: **Apr. 17, 2007**

**Related U.S. Application Data**

(60) Continuation of application No. 10/900,920, filed on Jul. 28, 2004, now abandoned, which is a division of application No. 08/884,146, filed on Jun. 27, 1997, now abandoned.

(51) **LOC (8) Cl.** ..... **09-05**

(52) **U.S. Cl.** ..... **D9/707**

(58) **Field of Classification Search** ..... D9/702-703,  
D9/709-711, 707, 705, 720, 416; 229/190,  
229/193; 383/61.2, 106-108, 104, 92, 93-97  
See application file for complete search history.

(56) **References Cited**

**U.S. PATENT DOCUMENTS**

4,500,000 A \* 2/1985 Membrino ..... 206/554  
4,560,068 A \* 12/1985 Membrino ..... 206/554  
D300,004 S \* 2/1989 Korey ..... D9/704  
D347,993 S \* 6/1994 Lane et al. .... D9/707  
5,419,437 A \* 5/1995 Huseman ..... 206/554

5,575,393 A \* 11/1996 Gebhardt ..... 206/554  
5,642,605 A \* 7/1997 Tenner et al. .... 53/469  
D390,457 S \* 2/1998 Hoska et al. .... D9/707  
D402,543 S \* 12/1998 Thieman ..... D9/705  
D478,276 S \* 8/2003 Mobs et al. .... D9/707  
6,609,613 B2 \* 8/2003 Schneider et al. .... 206/232  
7,134,788 B2 \* 11/2006 Hsiang ..... 383/64  
D545,214 S \* 6/2007 Carter ..... D9/703

\* cited by examiner

*Primary Examiner*—Caron Veynar

*Assistant Examiner*—Abraham Bahta

(74) *Attorney, Agent, or Firm*—Cherskov & Flaynik

(57) **CLAIM**

The ornamental design for a food preportioning bag, as shown and described.

**DESCRIPTION**

FIG. 1 is a perspective view of a food preportioning bag showing my new design;

FIG. 2 is a front view thereof;

FIG. 3 is a side view thereof;

FIG. 4 is a bottom view thereof;

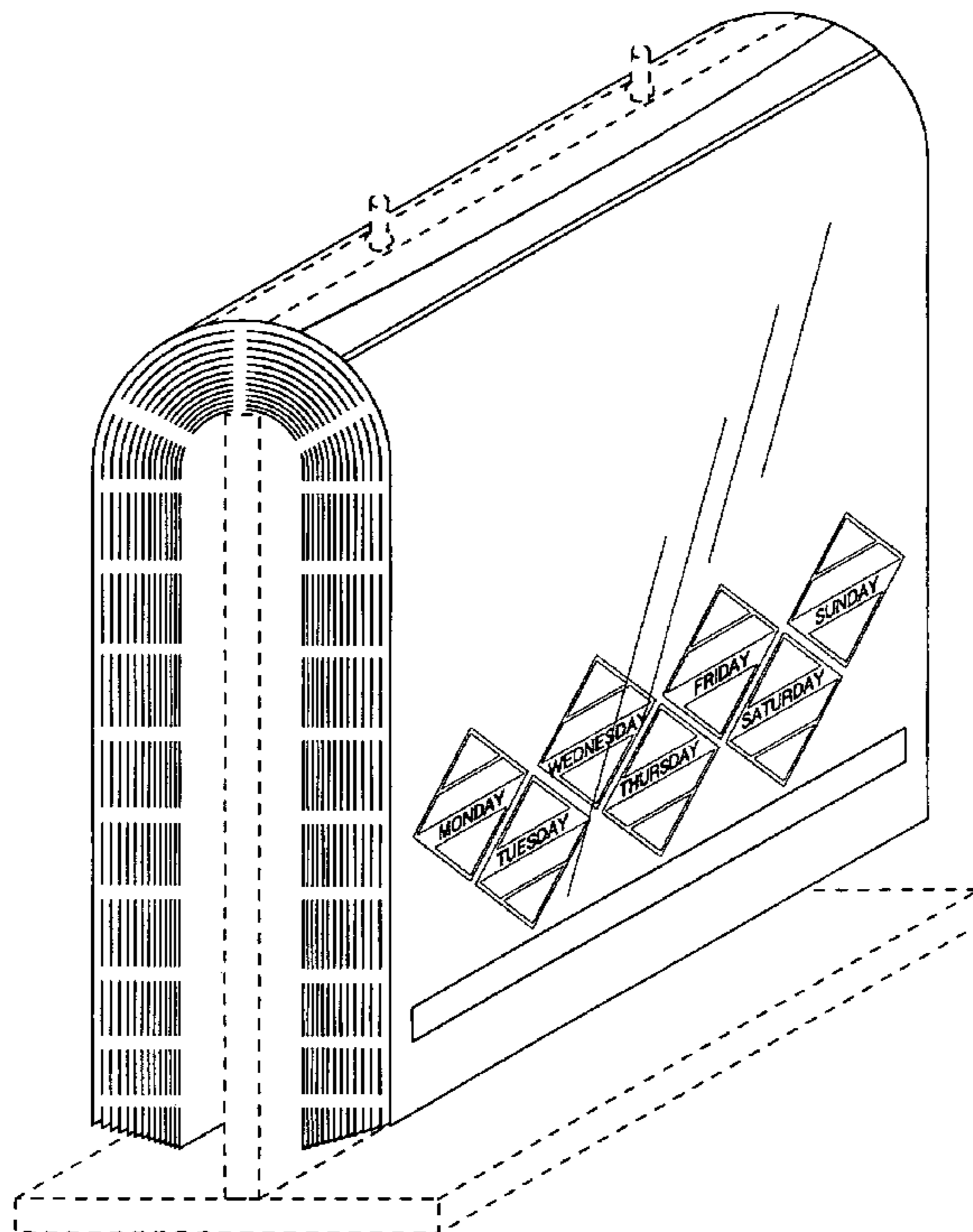
FIG. 5 is a back view thereof;

FIG. 6 is another side view thereof; and,

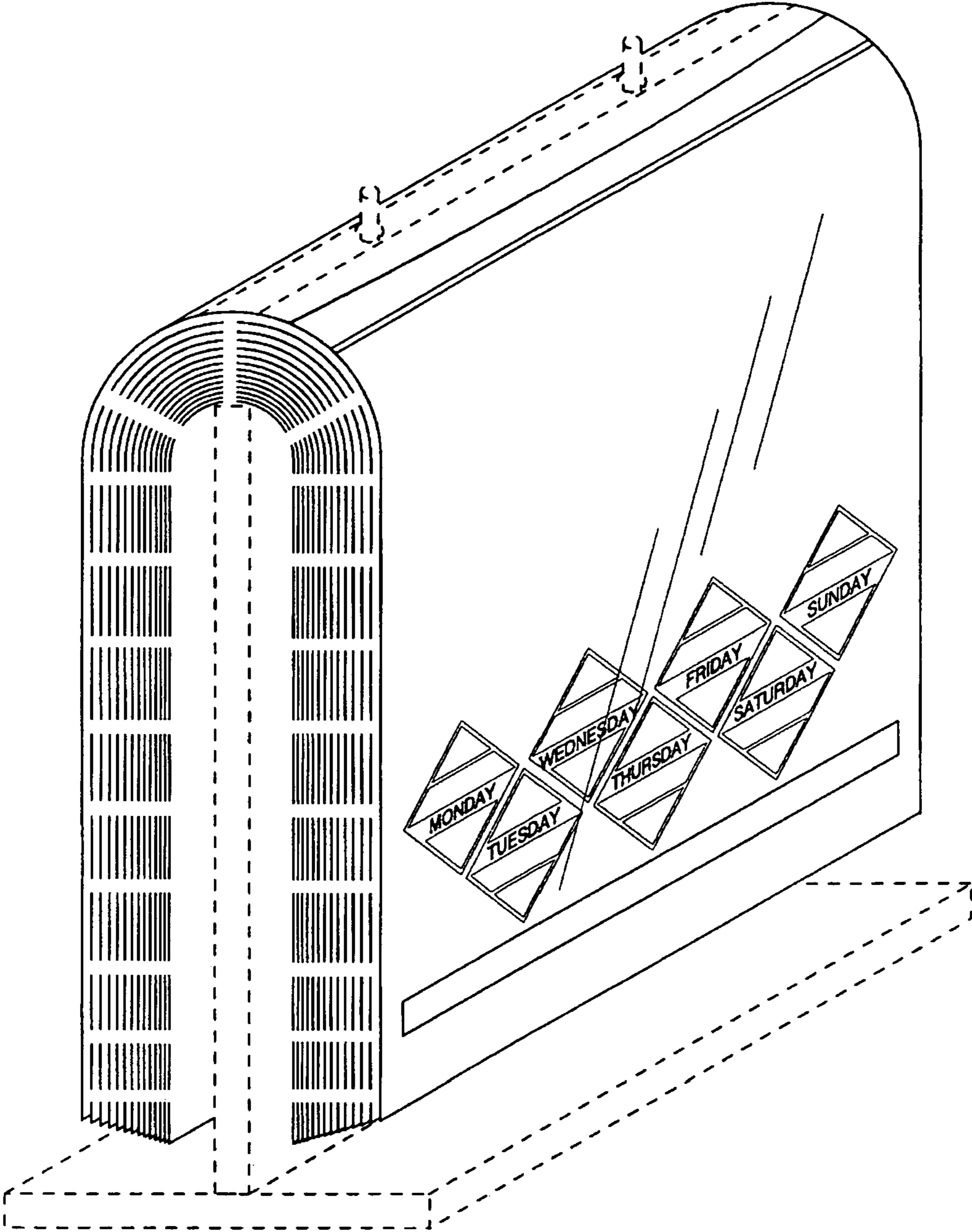
FIG. 7 is a top view thereof.

The broken lines shown in the drawings are for illustrative purposes only and form no part of the claimed design.

**1 Claim, 3 Drawing Sheets**

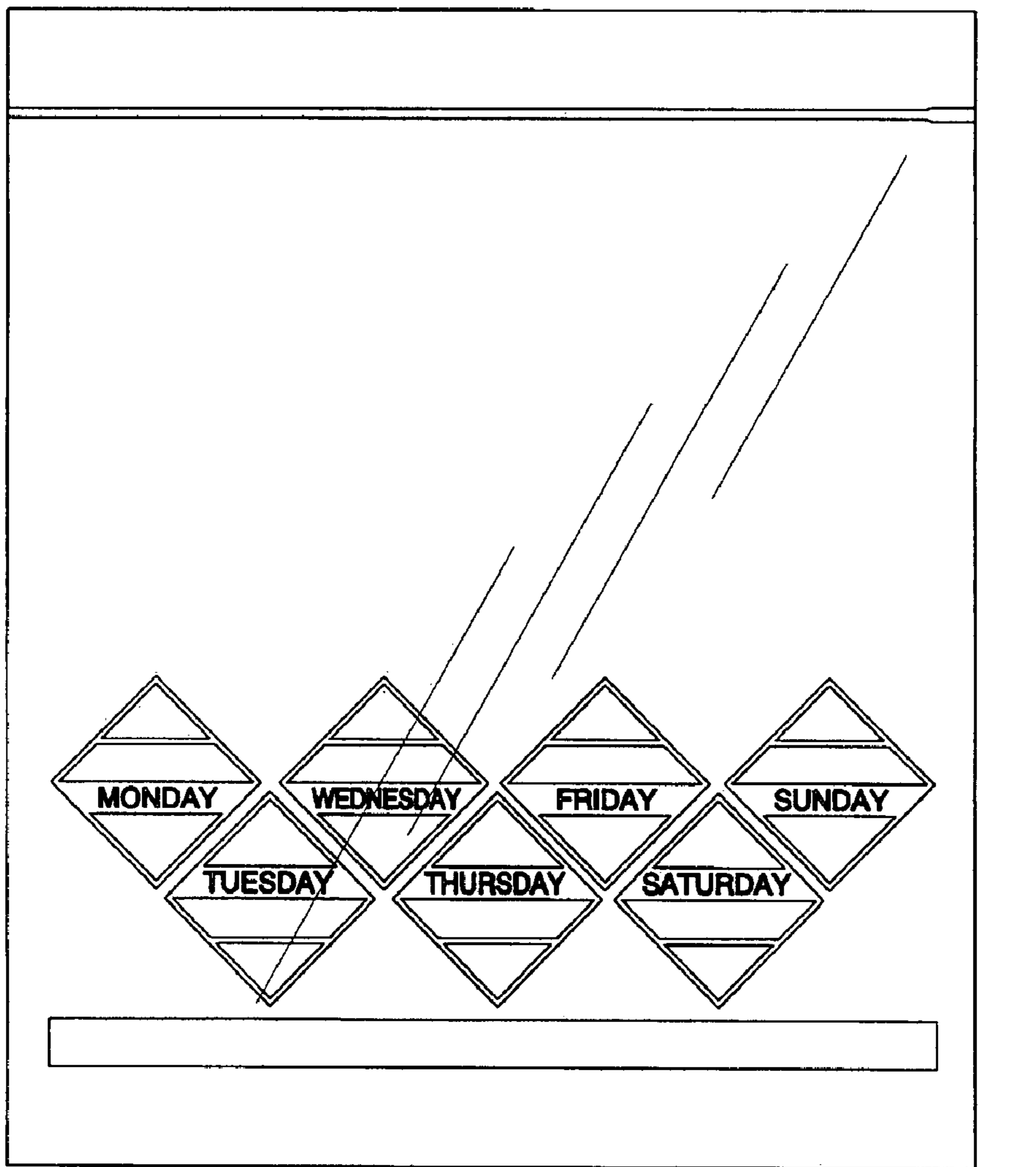


*Fig. 1*



*Fig. 2*

*Fig. 3*

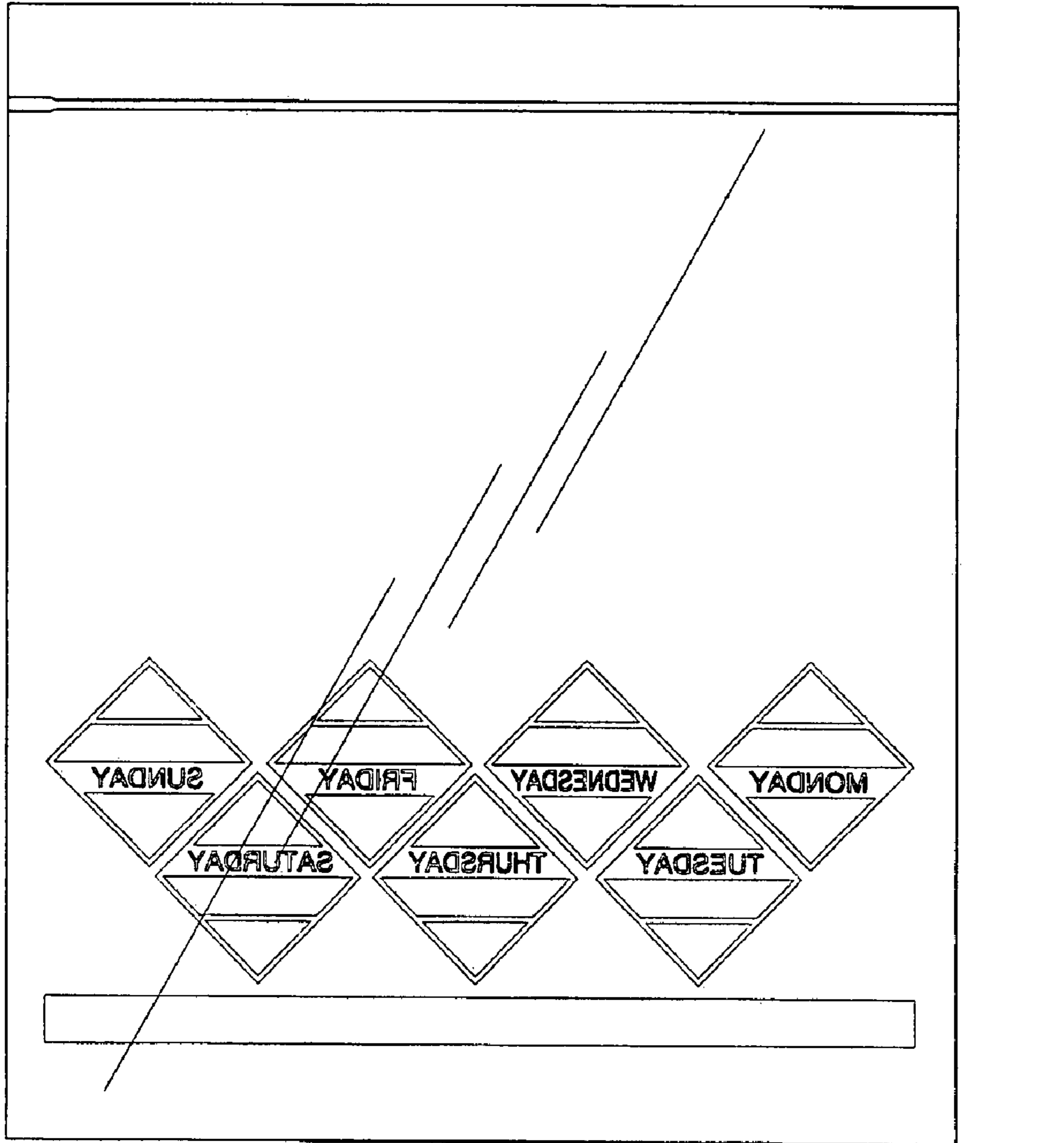


*Fig. 4*



*Fig. 5*

*Fig. 6*



*Fig. 7*