



US00D580770S

(12) **United States Design Patent**
Matauch

(10) **Patent No.:** **US D580,770 S**

(45) **Date of Patent:** **** *Nov. 18, 2008**

(54) **BOTTLE**

(75) Inventor: **Daniel A. Matauch**, Plymouth, MI (US)

(73) Assignee: **DBC, LLC**, Lehi, UT (US)

(*) Notice: This patent is subject to a terminal disclaimer.

(**) Term: **14 Years**

(21) Appl. No.: **29/200,782**

(22) Filed: **Mar. 3, 2004**

(51) **LOC (8) Cl.** **09-01**

(52) **U.S. Cl.** **D9/551; D9/552; D9/554;**
D9/669

(58) **Field of Classification Search** D9/600,
D9/643-647, 651, 661-664, 669, 682, 686-694,
D9/500, 502-505, 516, 530, 537-540, 544-546,
D9/549, 551-554, 558, 565; 215/381-385,
215/396, 398, 400, 12.1-12.2, 13.1; 220/660,
220/669, 675

See application file for complete search history.

(56) **References Cited**

U.S. PATENT DOCUMENTS

D66,733 S *	3/1925	Glazer	D9/669
D71,976 S *	2/1927	Jessup	D9/669
D140,739 S *	4/1945	Rubel	D9/545
D140,984 S *	4/1945	Rubel	D9/545
D177,271 S *	3/1956	Nash	D9/539
D187,820 S *	5/1960	Vuilleminot	D9/552
D204,570 S *	4/1966	Du Pree	D9/669 X
D205,734 S *	9/1966	Du Pree	D9/550 X
D210,445 S *	3/1968	Bourke	D9/539
D258,567 S *	3/1981	O'Toole	D9/545

D295,144 S *	4/1988	Moses	D9/669
D324,336 S *	3/1992	Desgrippes	D9/545
D346,746 S *	5/1994	Desgrippes	D9/552
D362,385 S *	9/1995	Wacker	D9/669
D392,149 S *	3/1998	Smith	D7/307
D392,423 S *	3/1998	Lerolle	D28/90
D398,244 S *	9/1998	Bertolini et al.	D9/565
D399,431 S *	10/1998	de Baschmakoff	D9/545 X
D404,293 S *	1/1999	Bertolini et al.	D9/693
D427,908 S *	7/2000	Bae	D9/500
6,386,387 B1 *	5/2002	Hwang	220/592.17
D497,809 S *	11/2004	Fenton et al.	D9/500
D512,916 S *	12/2005	Floyd et al.	D9/516

* cited by examiner

Primary Examiner—Carol Rademaker

(74) *Attorney, Agent, or Firm*—Stoel Rives LLP

(57) **CLAIM**

The ornamental design for a bottle, as shown and described.

DESCRIPTION

FIG. 1 is a front elevational view in accordance with my new design;

FIG. 2 is a rear elevational view thereof;

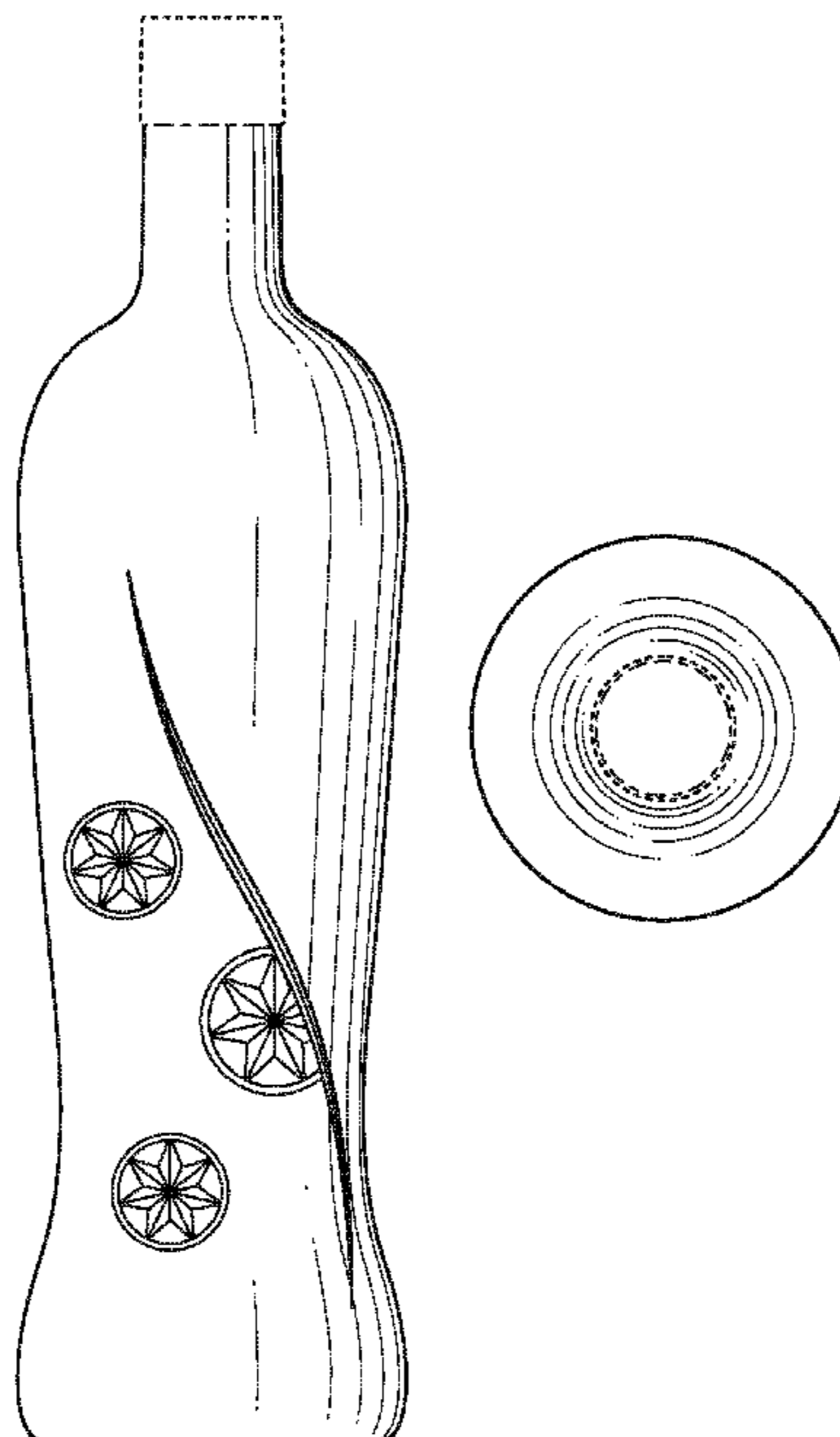
FIG. 3 is a left side elevational view thereof, turned slightly towards the front; and,

FIG. 4 is a top plan view thereof.

The dash-dash-dash broken lines shown in the drawings are for environmental purposes only and form no part of the claimed design.

The dot-dash-dot broken lines shown in the drawings define the boundaries of the claimed design.

1 Claim, 4 Drawing Sheets



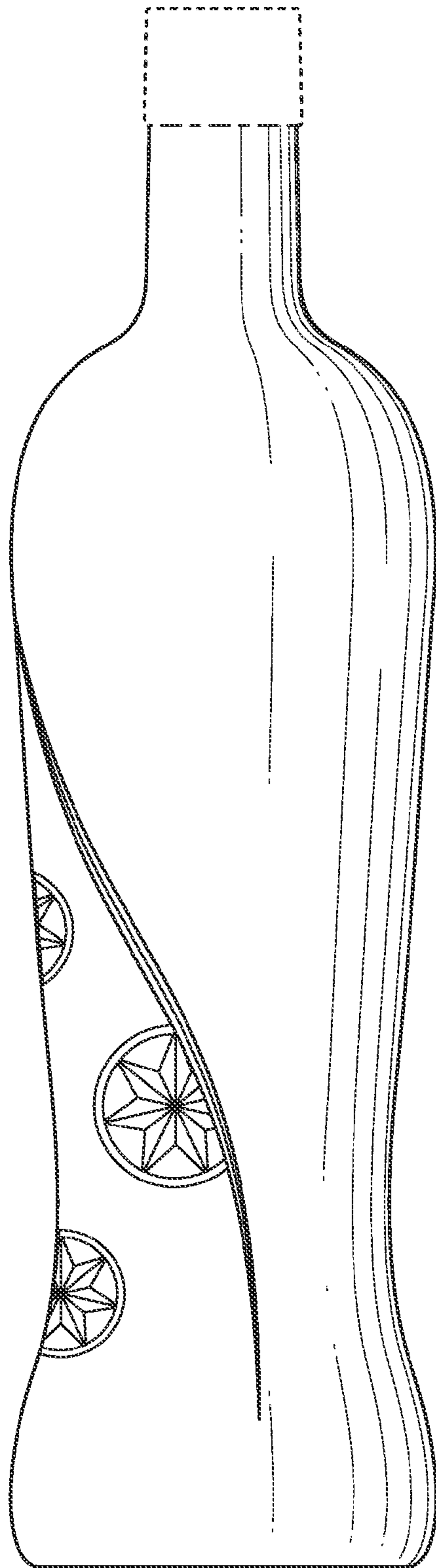


Figure 1

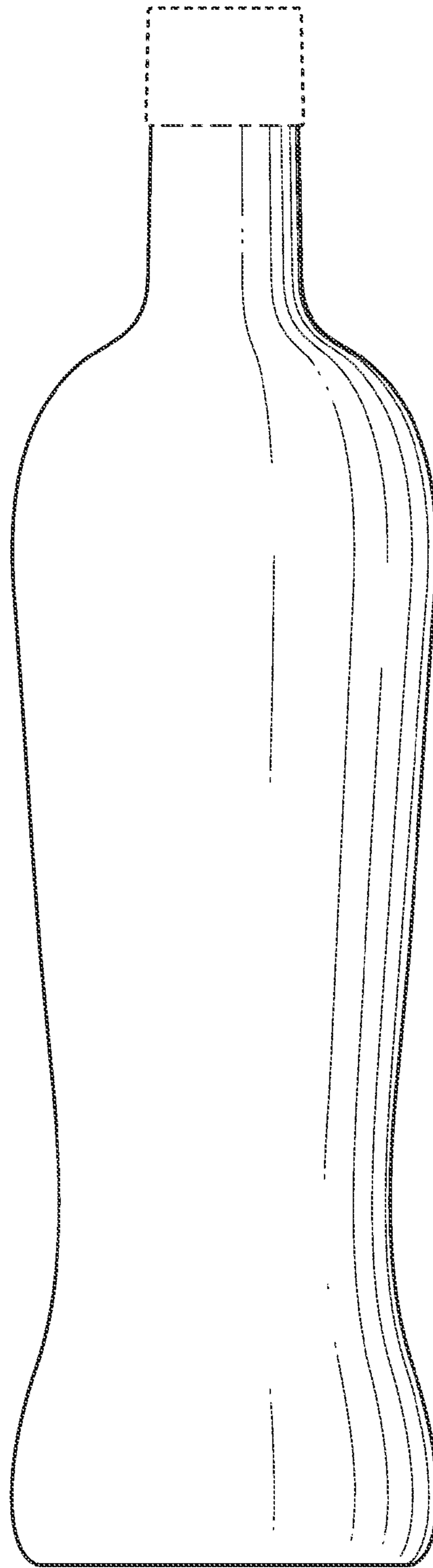


Figure 2

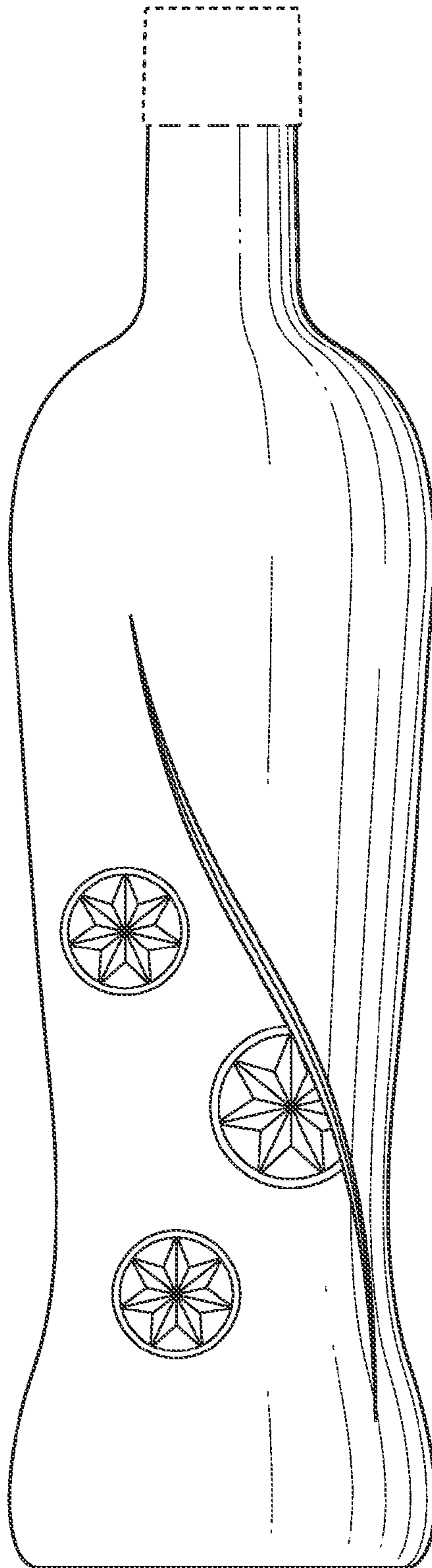


Figure 3

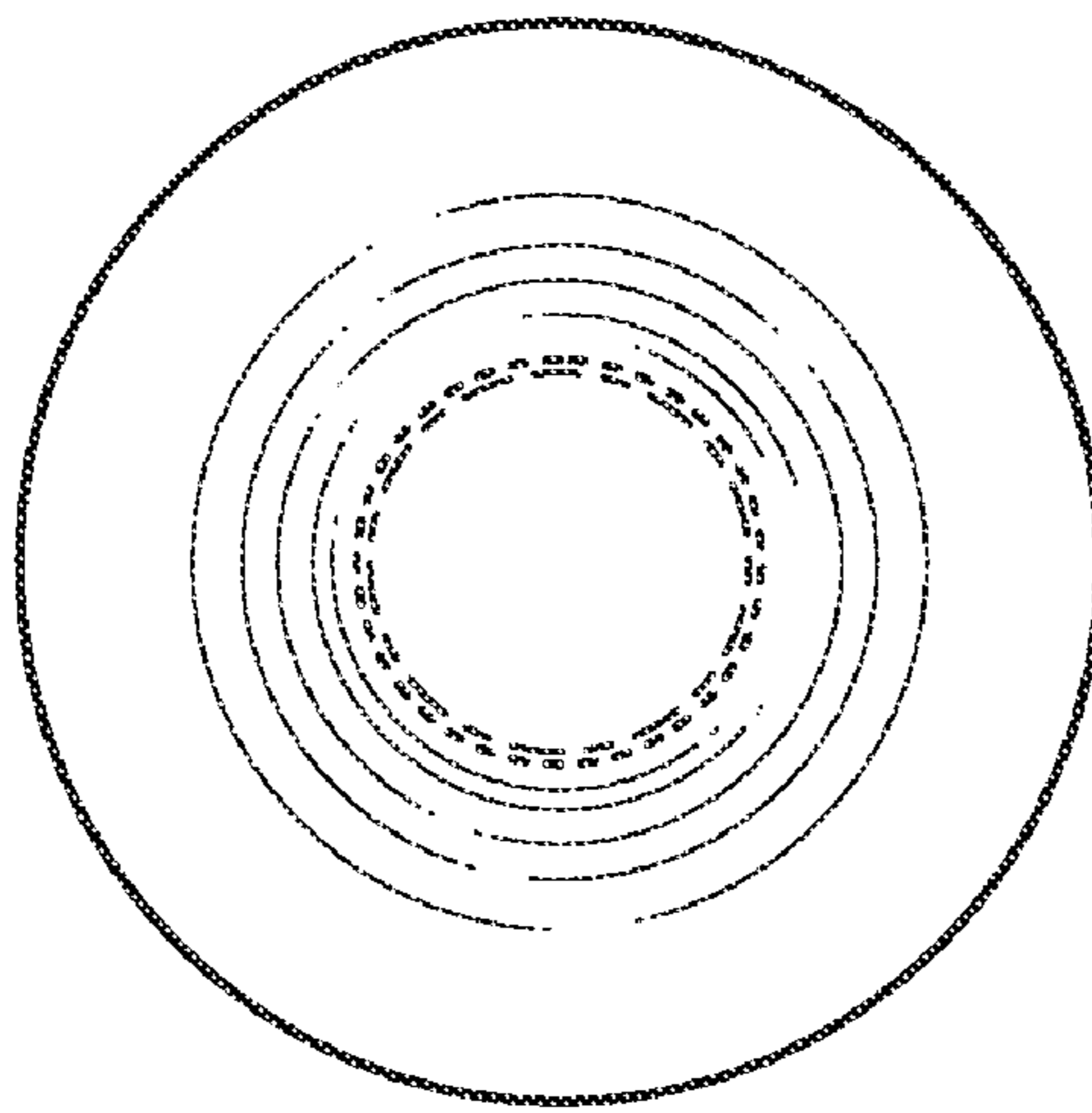


Figure 4