



US00D580767S

(12) **United States Design Patent**  
**Okin et al.**

(10) **Patent No.:** **US D580,767 S**

(45) **Date of Patent:** **\*\* Nov. 18, 2008**

(54) **BOTTLE**

(75) Inventors: **Matthew Scott Okin**, Cresskill, NJ  
(US); **Mark Dieter Dziersk**, Winnetka,  
IL (US); **Raymond Michael Flaig**,  
Stamford, CT (US)

(73) Assignee: **Conopco, Inc.**, Englewood Cliffs, NJ  
(US)

(\*\*) Term: **14 Years**

(21) Appl. No.: **29/265,785**

(22) Filed: **Sep. 8, 2006**

(51) **LOC (8) Cl.** ..... **09-01**

(52) **U.S. Cl.** ..... **D9/521; D9/529; D9/550**

(58) **Field of Classification Search** ..... D9/516,  
D9/521-522, 529, 530, 541-544, 549, 550,  
D9/552, 563, 565, 571, 574-575; 215/382-384;  
220/660, 662, 669, 675

See application file for complete search history.

(56) **References Cited**

**U.S. PATENT DOCUMENTS**

D203,075 S *	11/1965	Roberts	.....	D9/543
3,342,379 A *	9/1967	Foley	.....	222/173
D245,758 S *	9/1977	Pardo	.....	D9/529
D305,262 S *	12/1989	Nichols	.....	D24/115
D308,824 S *	6/1990	Wiseman et al.	.....	D9/521
D310,487 S *	9/1990	Genaro	.....	D9/521 X
5,137,178 A *	8/1992	Stokes et al.	.....	222/94
D398,225 S *	9/1998	Zaksenberg	.....	D9/529 X
D414,701 S *	10/1999	Zaksenberg	.....	D9/529 X

D446,725 S *	8/2001	Lloyd	.....	D9/521
D452,156 S *	12/2001	Kokenge et al.	.....	D9/521
D492,603 S *	7/2004	Rashid	.....	D9/521
D507,748 S *	7/2005	McCutchan et al.	.....	D9/521
D509,148 S *	9/2005	Wilson et al.	.....	D9/552 X
D509,743 S *	9/2005	Blasko et al.	.....	D9/521
D528,918 S *	9/2006	Cooper et al.	.....	D9/521
D547,190 S *	7/2007	Kuzma et al.	.....	D9/521
D558,576 S *	1/2008	Zigmans	.....	D9/522

\* cited by examiner

*Primary Examiner*—Carol Rademaker

(74) *Attorney, Agent, or Firm*—Alan A. Bornstein

(57) **CLAIM**

The ornamental design for a bottle, as shown and described.

**DESCRIPTION**

FIG. 1 is a top, front, and left side perspective view of a bottle showing our new design;

FIG. 2 is a front elevational view thereof;

FIG. 3 is a back elevational view thereof;

FIG. 4 is a right side elevational view thereof;

FIG. 5 is a left side elevational view thereof;

FIG. 6 is a top plan view thereof; and,

FIG. 7 is a bottom plan view thereof.

The broken lines shown on a portion of the cap in the drawing views are included for the purpose of showing environmental structure that forms no part of the claimed design.

**1 Claim, 5 Drawing Sheets**

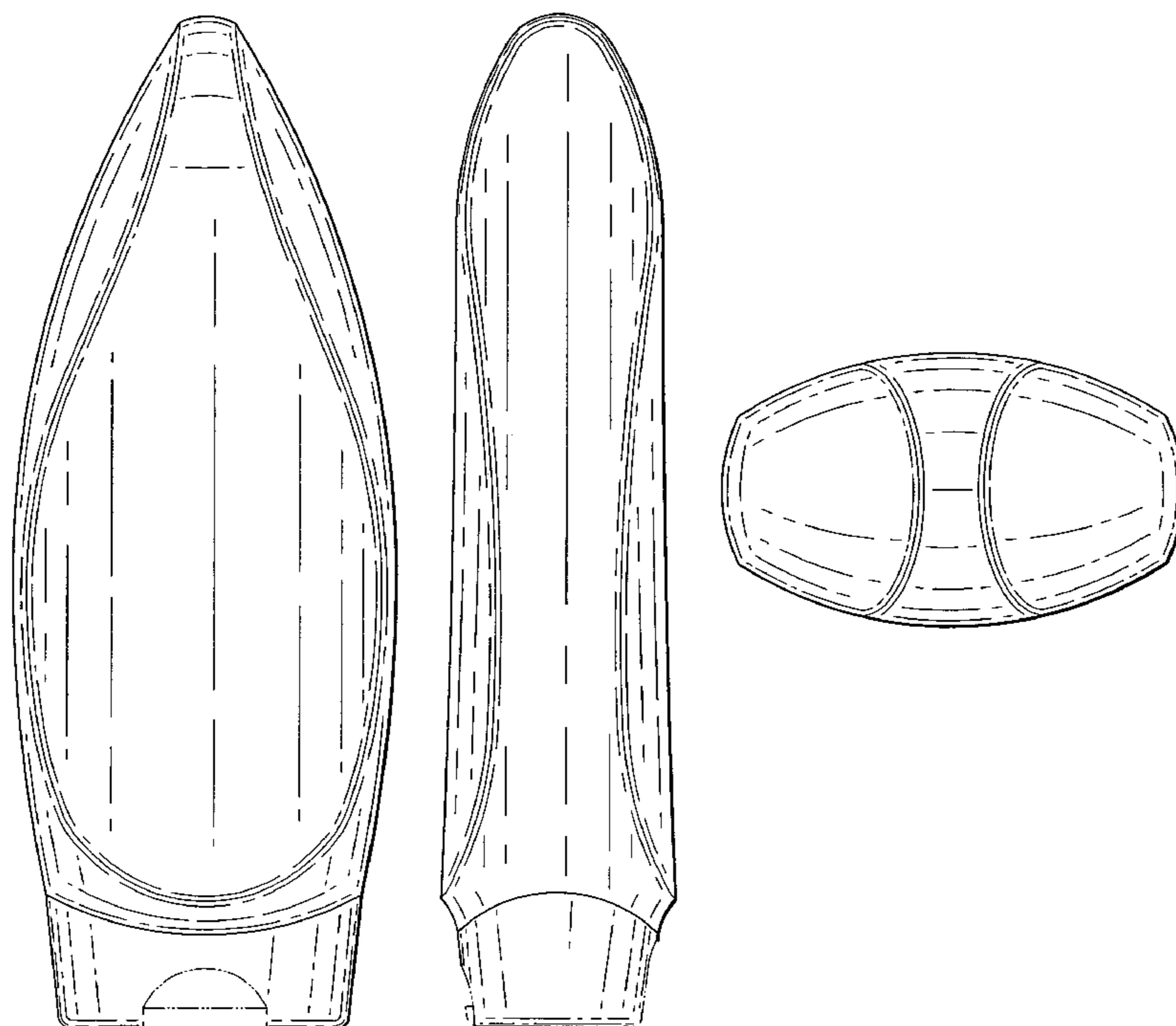
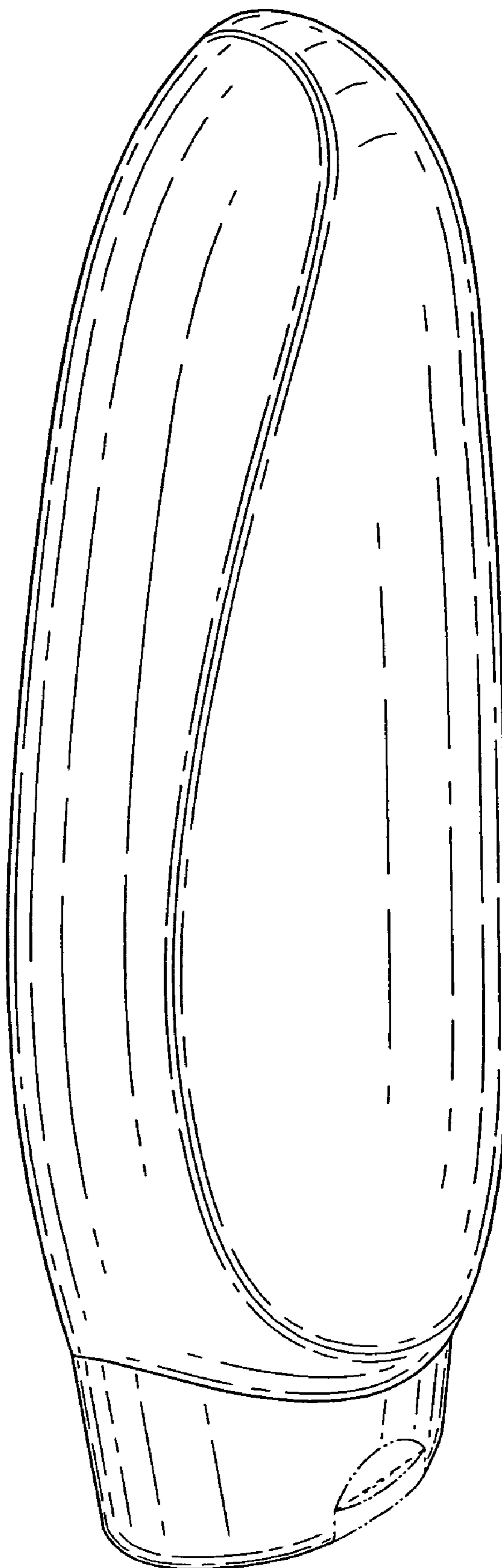
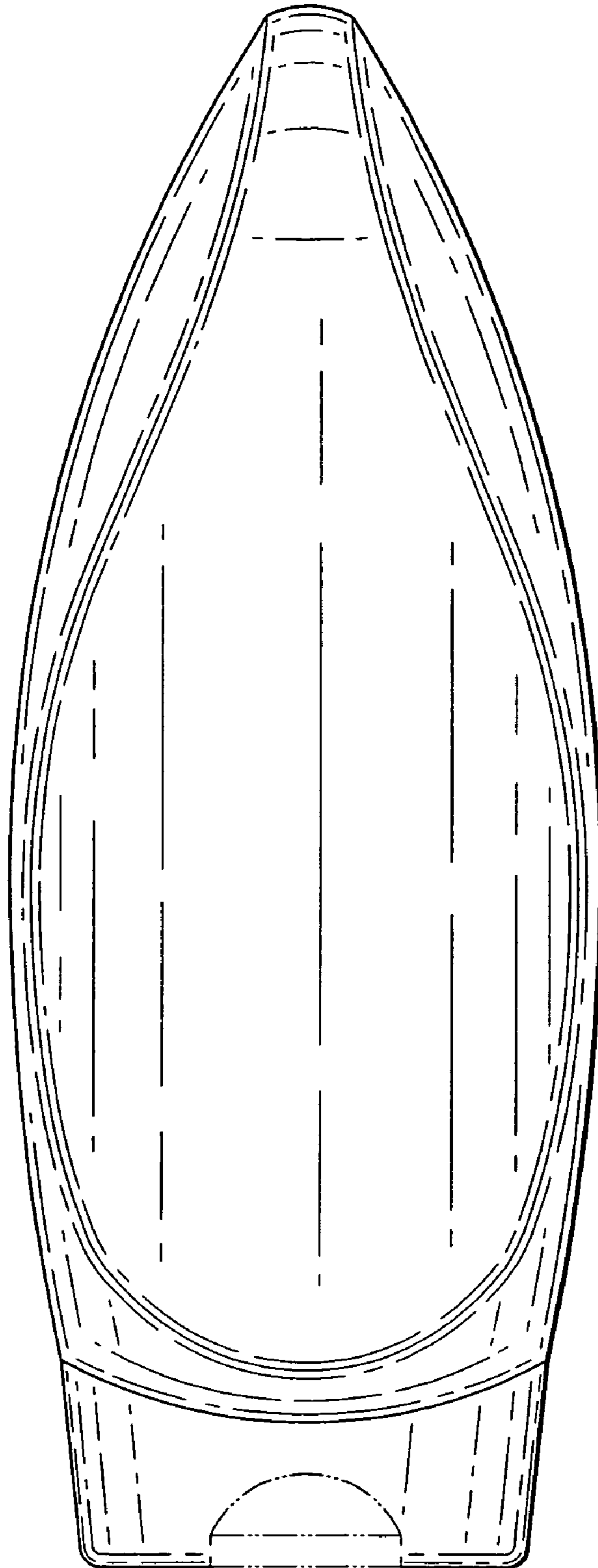


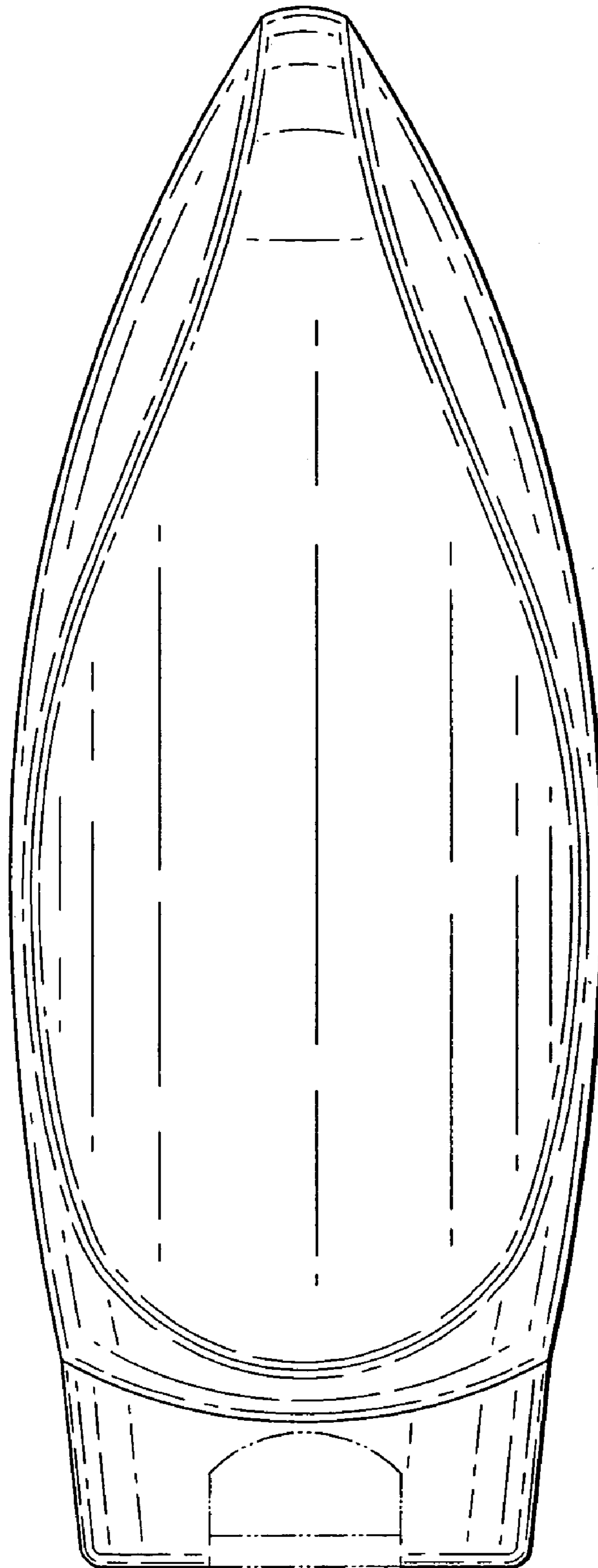
FIG. 1



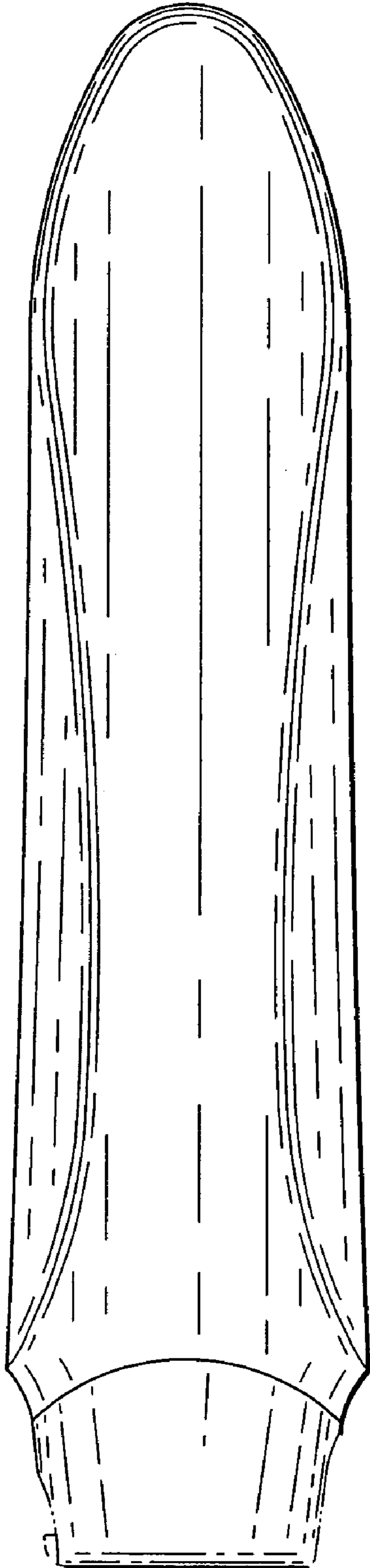
*FIG. 2*



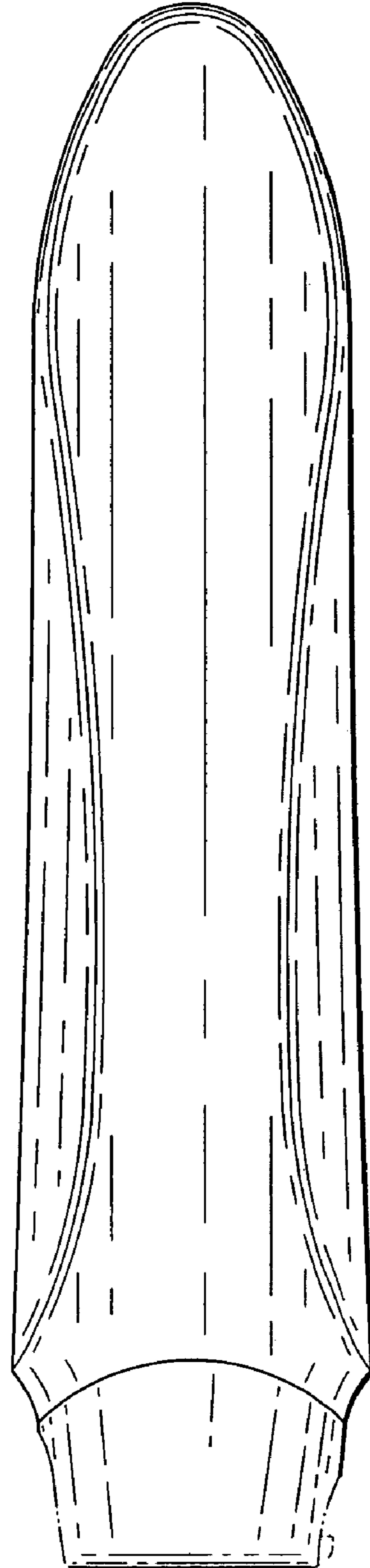
**FIG. 3**



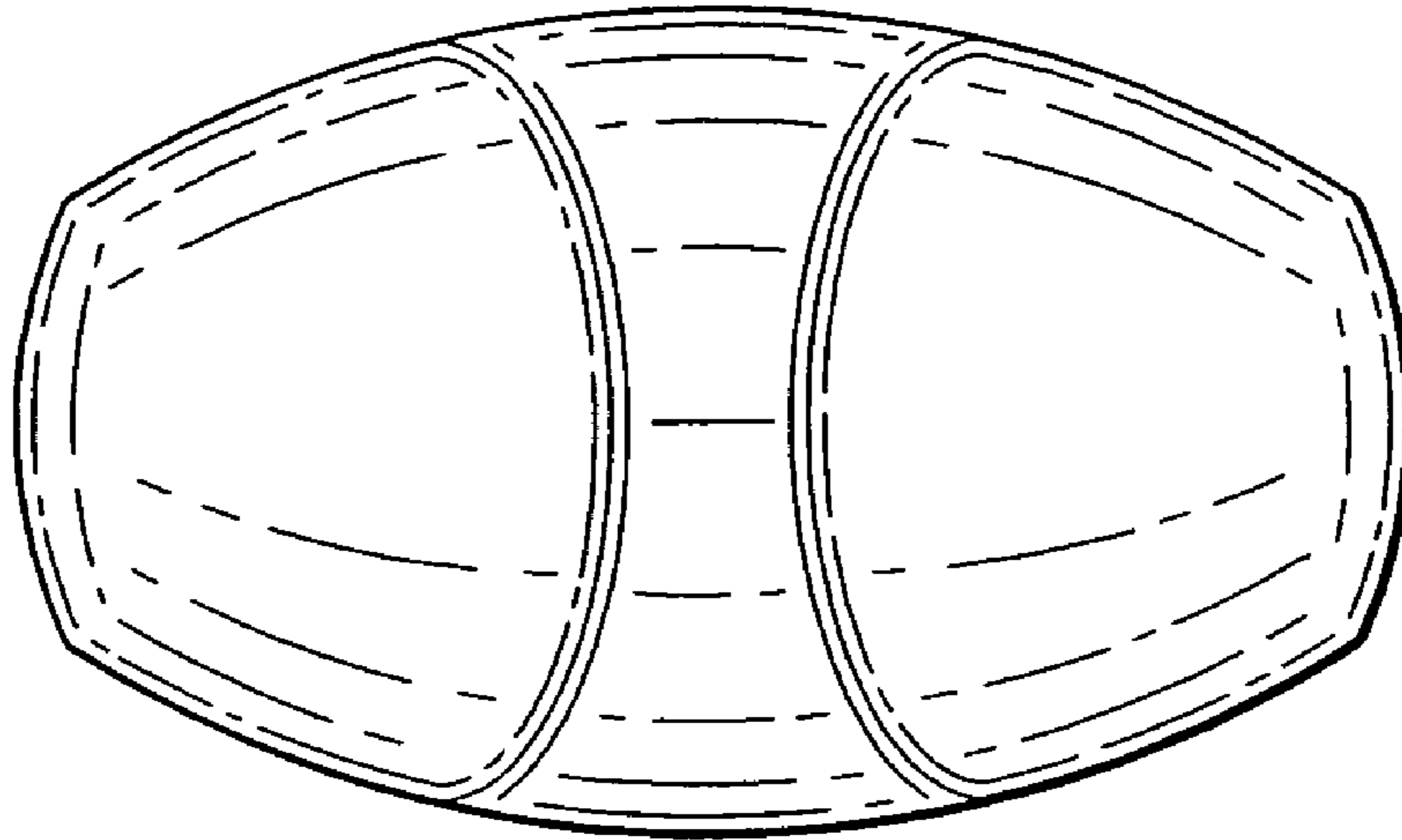
*FIG. 4*



*FIG. 5*



**FIG. 6**



**FIG. 7**

