



US00D580751S

(12) **United States Design Patent**
Blick

(10) **Patent No.:** **US D580,751 S**
(45) **Date of Patent:** **** Nov. 18, 2008**

(54) **SLIDE BOX**

(75) Inventor: **Kevin David Blick**, Tokyo (JP)

(73) Assignee: **BAT Pacific Corporation**, Tokyo (JP)

(**) Term: **14 Years**

(21) Appl. No.: **29/284,001**

(22) Filed: **Aug. 29, 2007**

(30) **Foreign Application Priority Data**

Mar. 8, 2007 (EM) 000688296

(51) **LOC (8) Cl.** **09-03**

(52) **U.S. Cl.** **D9/432**

(58) **Field of Classification Search** D9/430-433,
D9/414-418, 420-429, 560, 737, 756; D3/273,
D3/302; 206/421, 454, 457, 775-778, 784,
206/822, 236, 242, 256, 261, 265, 267, 268,
206/387.1, 273; 220/500, 523-529, 552,
220/555; 229/100, 103.3, 104-106, 108,
229/108.1, 109, 110, 112-116, 116.1, 116.2,
229/117.15, 120, 125.015, 132, 138, 155,
229/162.1, 162.6, 162.7, 182.1, 213, 214,
229/247, 406, 407, 902, 911, 922, 930, 942,
229/137, 215-219, 248, 249, 121, 146, 160.1;
D27/186-191

See application file for complete search history.

(56) **References Cited**

U.S. PATENT DOCUMENTS

2,358,790 A * 9/1944 Carruth 229/132
2,407,415 A * 9/1946 Graziano 229/101
2,426,856 A * 9/1947 Berg 229/122
3,028,950 A * 4/1962 Content 206/246
3,052,398 A * 9/1962 Benjamin 229/125.37
3,302,844 A * 2/1967 Henry 229/120.18
3,583,625 A * 6/1971 Gero 206/264
3,749,234 A * 7/1973 Gero 206/266
3,881,599 A * 5/1975 Flaherty 206/273
4,130,237 A * 12/1978 Struble 229/121
4,172,520 A * 10/1979 Gero 206/265

D261,110 S * 10/1981 Yoshimoto D9/432
D275,654 S * 9/1984 Yoshizawa D9/432
4,534,463 A * 8/1985 Bouchard 206/267
D282,444 S * 2/1986 Yoshizawa D9/432
4,911,298 A * 3/1990 Miyagawa et al. 206/387.1
D309,570 S * 7/1990 Kinoshita D9/418
5,007,537 A * 4/1991 Ackeret 206/455
D319,587 S * 9/1991 Lee D9/432
5,080,227 A * 1/1992 Focke 206/273
5,103,978 A * 4/1992 Secor 206/387.1
D342,205 S * 12/1993 Ritz D9/432
5,415,288 A * 5/1995 Ozaki 206/387.1
D381,266 S * 7/1997 Genma D9/432
D383,064 S * 9/1997 Tsukikawa D9/432
D402,554 S * 12/1998 Batchelor D9/433
D411,799 S * 7/1999 Davis D9/432
6,237,760 B1 * 5/2001 Parker et al. 206/273
6,435,342 B1 * 8/2002 Agnes 206/268

Primary Examiner—Philip Hyder

Assistant Examiner—Karen Acker

(74) *Attorney, Agent, or Firm*—Charles I. Sherman;
Middleton Reutlinger

(57) **CLAIM**

The ornamental design for a slide box, as shown and described.

DESCRIPTION

FIG. 1 is a rear perspective view of the slide box in a closed position showing the left side thereof;

FIG. 2 is a right side view of the slide box of FIG. 1;

FIG. 3 is a top or bottom view of FIG. 1, the two views being identical;

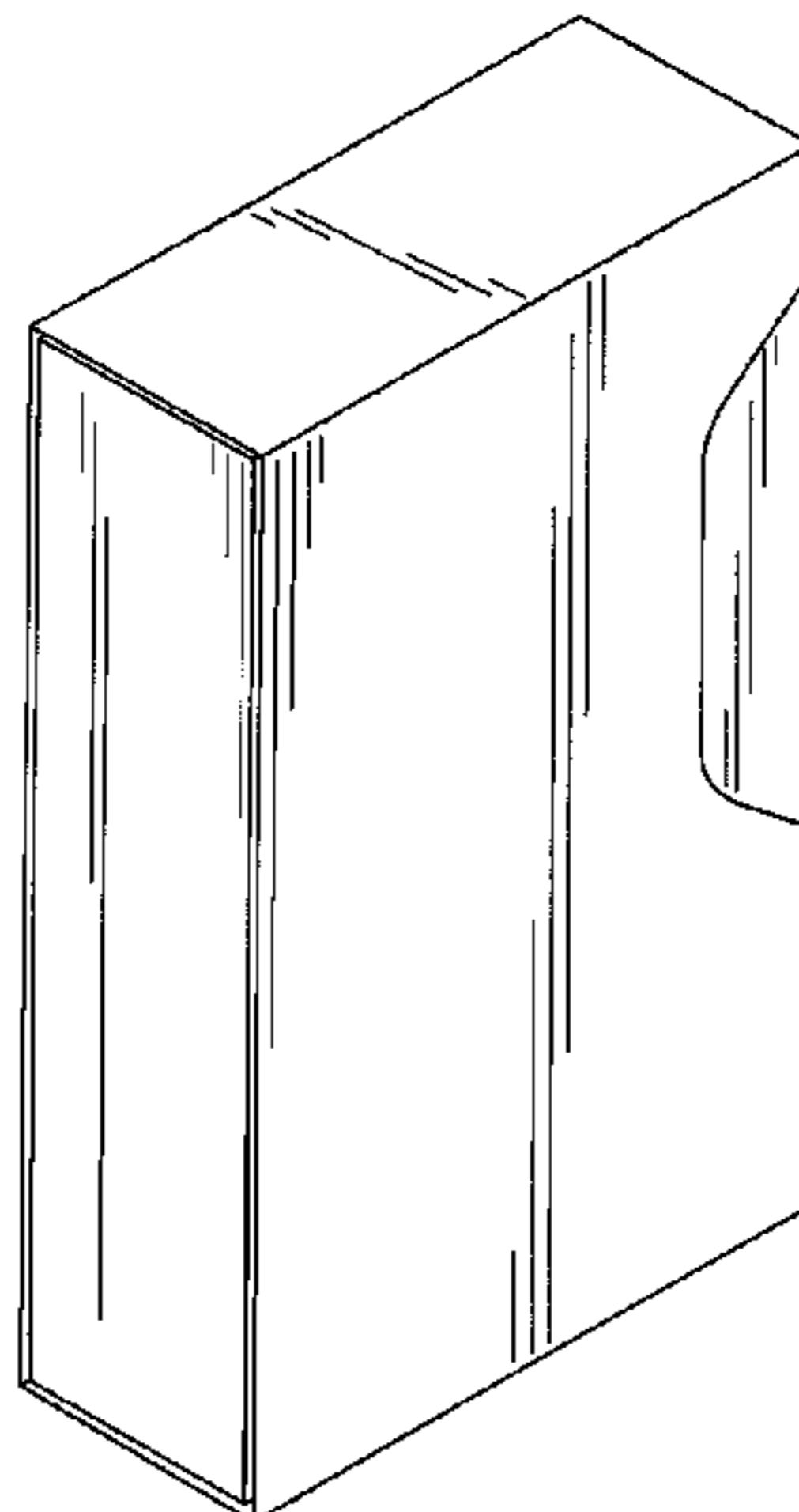
FIG. 4 is a front view of FIG. 1;

FIG. 5 is a rear perspective view of FIG. 1 in a partially open position;

FIG. 6 is a rear perspective view of FIG. 1 in an open position; and,

FIG. 7 is a front perspective view of FIG. 1 in a partially open position.

1 Claim, 5 Drawing Sheets



US D580,751 S

Page 2

U.S. PATENT DOCUMENTS

D465,416 S *	11/2002	Dzwill et al.	D9/432	6,932,219 B2 *	8/2005	Chacko et al.	206/526
D482,279 S *	11/2003	Waldburger et al.	D9/432	6,957,764 B2 *	10/2005	Pozzoli	229/136
6,837,369 B2 *	1/2005	Amos	206/273	D553,493 S *	10/2007	Kracke	D9/432

* cited by examiner

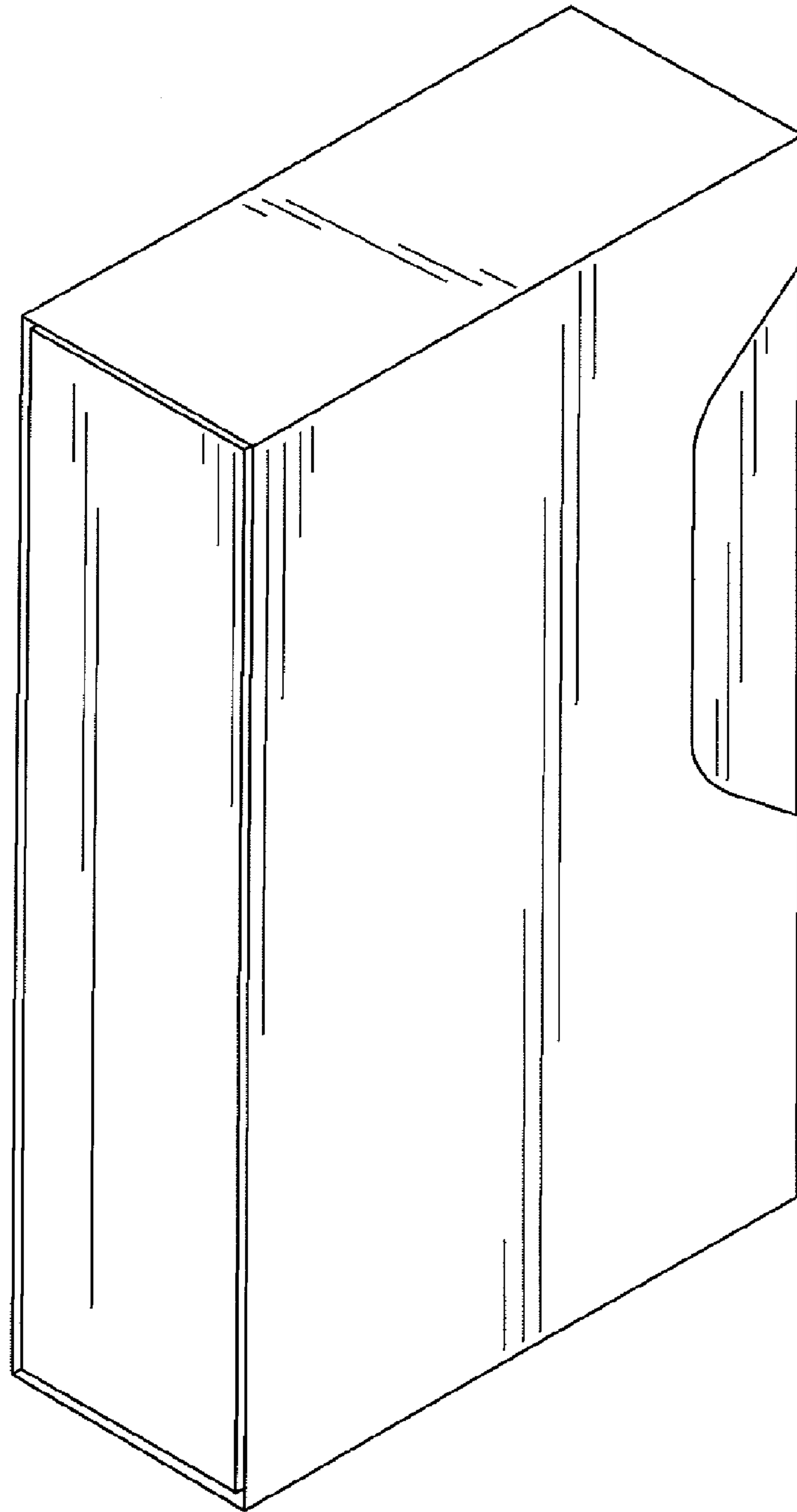


FIG. 1

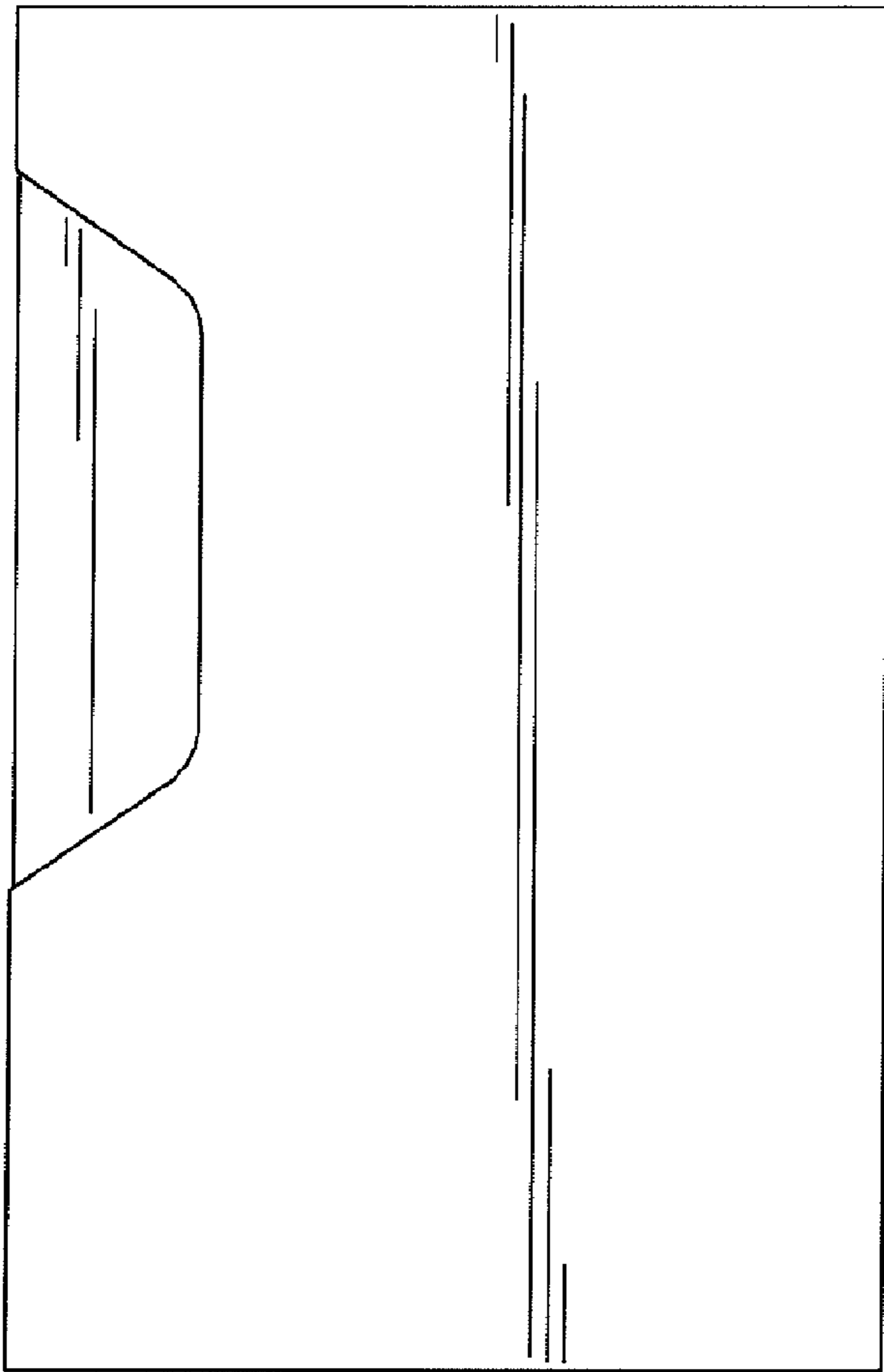


FIG. 2




FIG. 4




FIG. 3

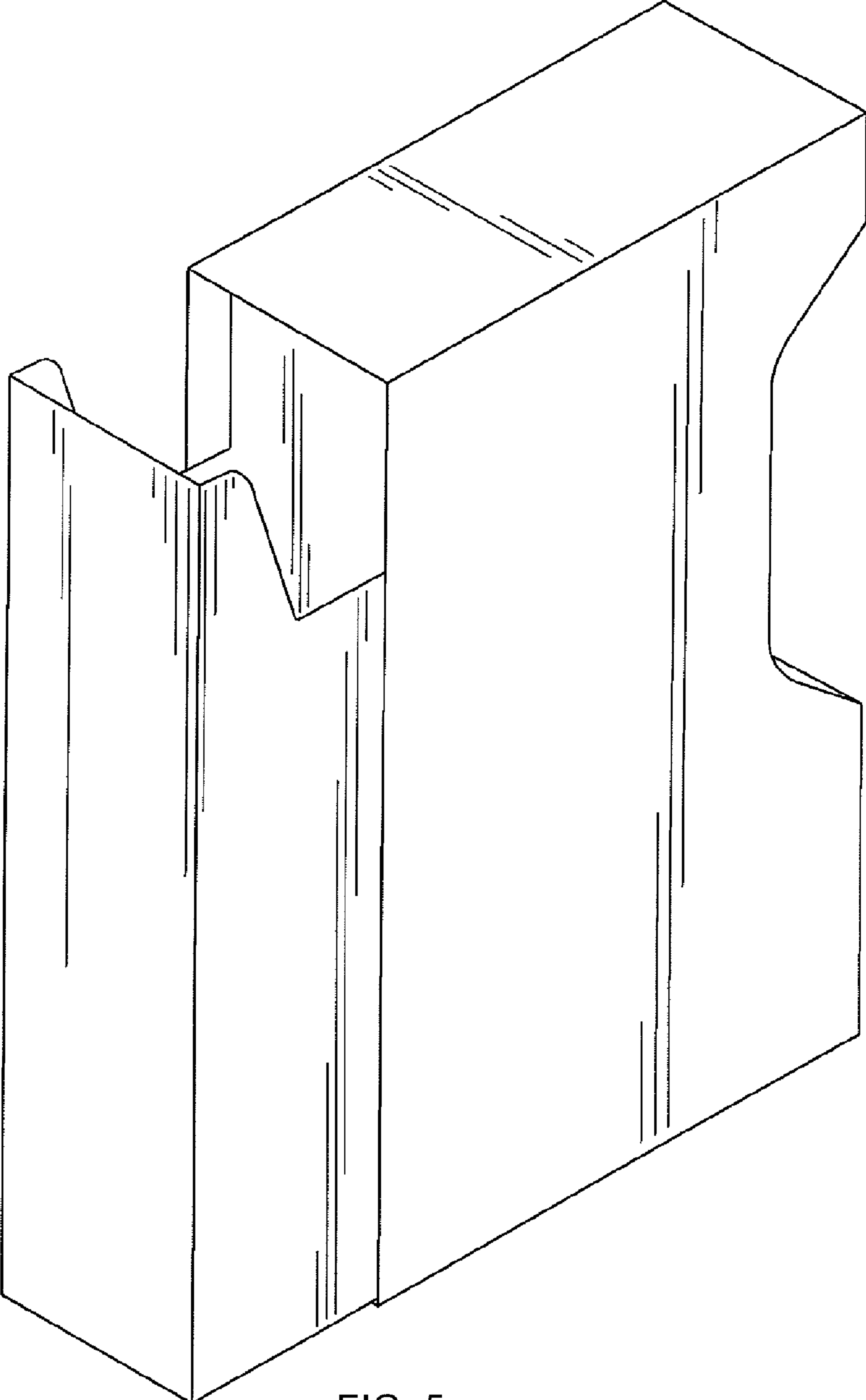


FIG. 5

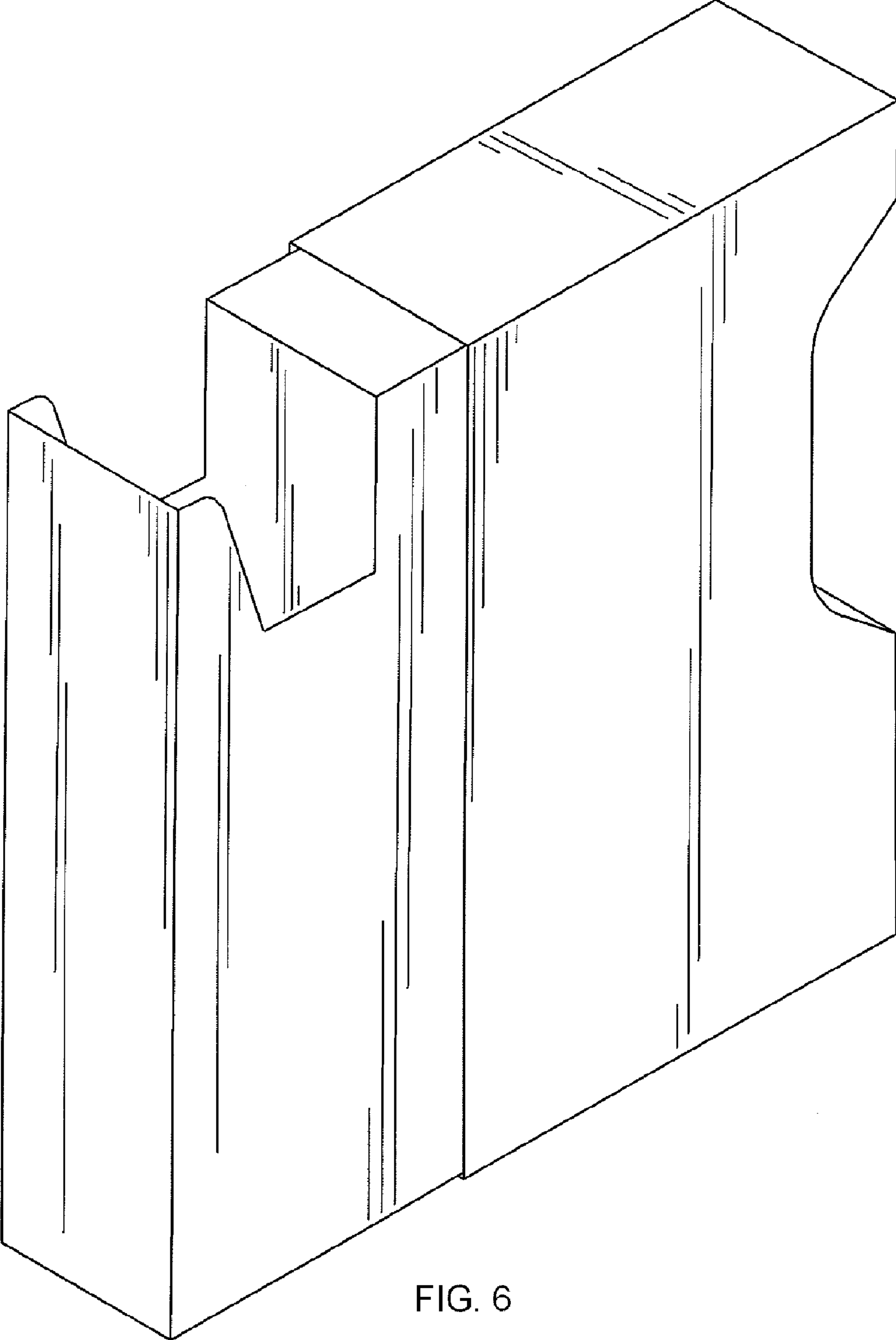


FIG. 6

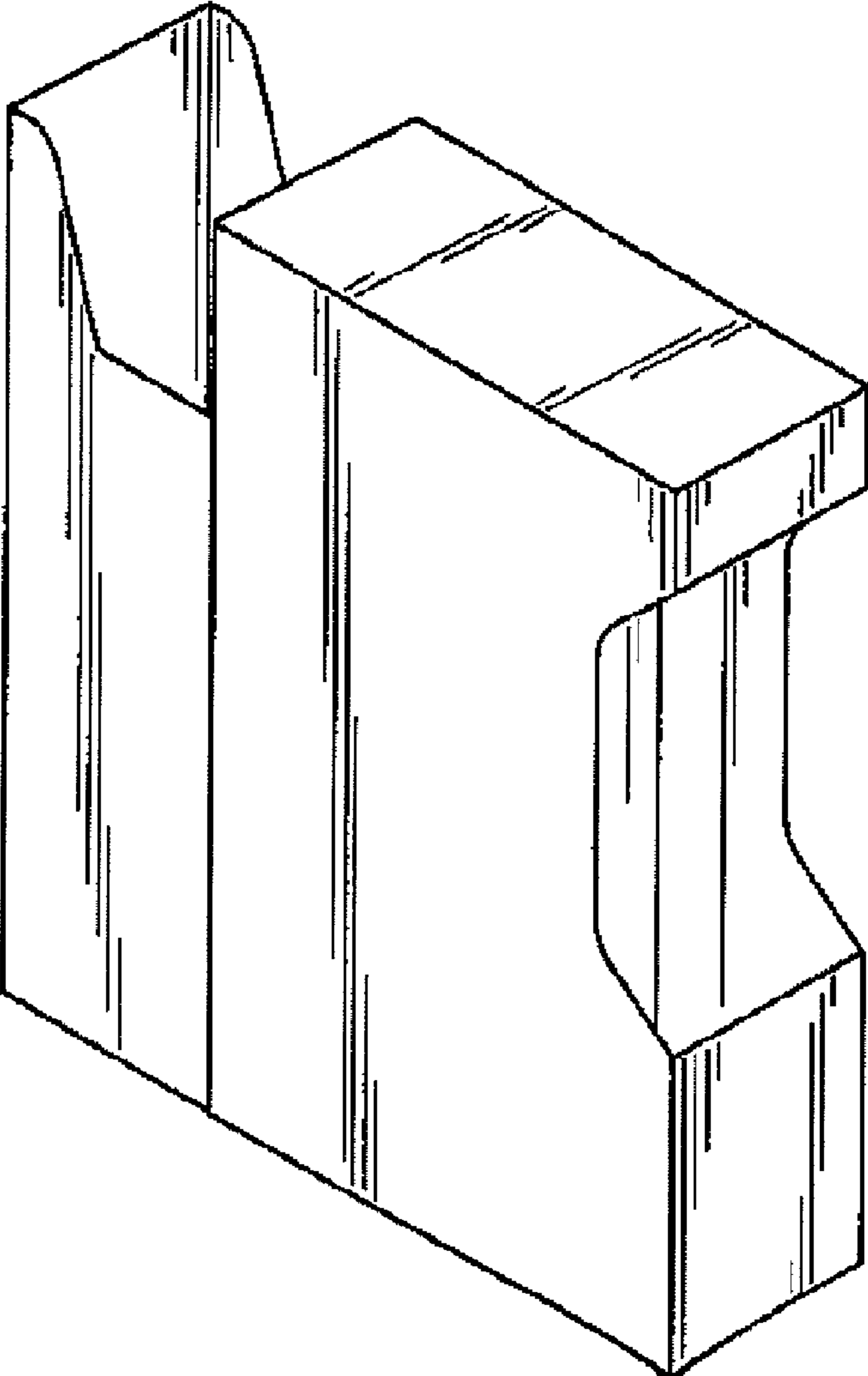


FIG. 7