



US00D580735S

(12) **United States Design Patent**
Matijevic

(10) **Patent No.:** **US D580,735 S**

(45) **Date of Patent:** **** Nov. 18, 2008**

(54) **FURNITURE KNOB**

(75) Inventor: **Zoran Matijevic**, Birmingham (GB)

(73) Assignee: **Crofts & Assinder Limited**,
Birmingham (GB)

(**) Term: **14 Years**

(21) Appl. No.: **29/291,144**

(22) Filed: **Aug. 15, 2007**

(51) **LOC (8) Cl.** **08-06**

(52) **U.S. Cl.** **D8/310; D8/305**

(58) **Field of Classification Search** D8/300-303,
D8/305-321, DIG. 1, DIG. 2, DIG. 10; D7/393,
D7/394, 405; D3/318; D6/549, 524, 533,
D6/550; D23/250-254, 303, 305; D15/89;
292/347, 336.3; 211/16, 182; 220/752-754;
16/441, 118, 110 R, 111 R, DIG. 19, DIG. 30,
16/110.1, 412, 414-420, 443-446

See application file for complete search history.

(56) **References Cited**

U.S. PATENT DOCUMENTS

| | | | | |
|--------------|--------|----------|-------|--------|
| D16,515 S * | 2/1886 | Hall | | D8/312 |
| D20,555 S * | 3/1891 | Schmidt | | D3/12 |
| D22,755 S * | 8/1893 | Russell | | D8/305 |
| D47,068 S * | 3/1915 | Burns | | D8/307 |
| D179,539 S * | 1/1957 | Hillgren | | D8/310 |
| D198,522 S * | 6/1964 | Clayton | | D8/305 |
| D207,482 S * | 4/1967 | Carsello | | D8/310 |
| D211,778 S * | 7/1968 | Stone | | D8/305 |
| D222,873 S * | 1/1972 | Palson | | D8/305 |
| D231,318 S * | 4/1974 | James | | D8/312 |
| D232,621 S * | 9/1974 | Zagaroll | | D8/310 |
| D301,681 S * | 6/1989 | Jans | | D8/312 |
| D355,834 S * | 2/1995 | Chieda | | D8/305 |
| D355,837 S * | 2/1995 | Chieda | | D8/310 |
| D355,838 S * | 2/1995 | Chieda | | D8/312 |

| | | | | |
|--------------|---------|----------------|-------|---------|
| D361,257 S * | 8/1995 | Chieda | | D8/312 |
| D368,639 S * | 4/1996 | Chieda | | D8/310 |
| D368,640 S * | 4/1996 | Sonnenleiter | | D8/310 |
| D372,658 S * | 8/1996 | Decursu et al. | | D8/312 |
| D380,134 S * | 6/1997 | Caugh et al. | | D8/305 |
| D392,174 S * | 3/1998 | Zeiss | | D8/305 |
| D408,707 S * | 4/1999 | O'Hare | | D8/305 |
| D415,405 S * | 10/1999 | O'Neil | | D8/305 |
| D415,947 S * | 11/1999 | May | | D8/305 |
| D472,448 S * | 4/2003 | Fields | | D8/310 |
| D474,672 S * | 5/2003 | Fields | | D8/310 |
| D479,790 S * | 9/2003 | Dewald et al. | | D8/310 |
| D496,894 S * | 10/2004 | Liao | | D12/179 |
| D541,130 S * | 4/2007 | Fields | | D8/310 |

* cited by examiner

Primary Examiner—Stella M. Reid

Assistant Examiner—Mark A Goodwin

(74) *Attorney, Agent, or Firm*—Chernoff, Vilhauer, McClung
& Stenzel, LLP

(57) **CLAIM**

The ornamental design for a furniture knob, as shown and described.

DESCRIPTION

FIG. 1 is a top plan view of a furniture knob showing my new design;

FIG. 2 is a front elevation view thereof, shown at a decreased scale and wherein non-uniform groupings of small dots indicate surface stippling, and;

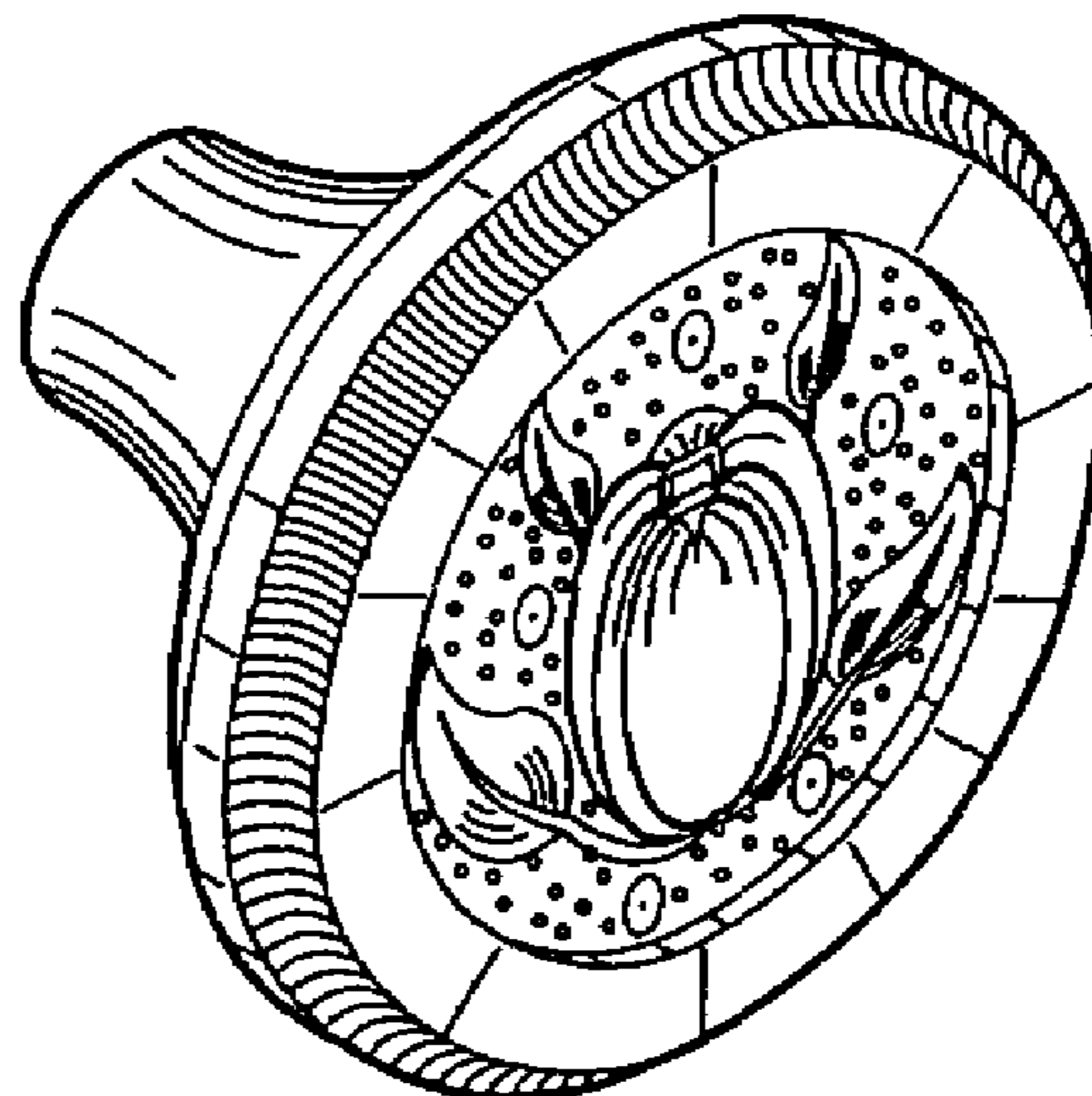
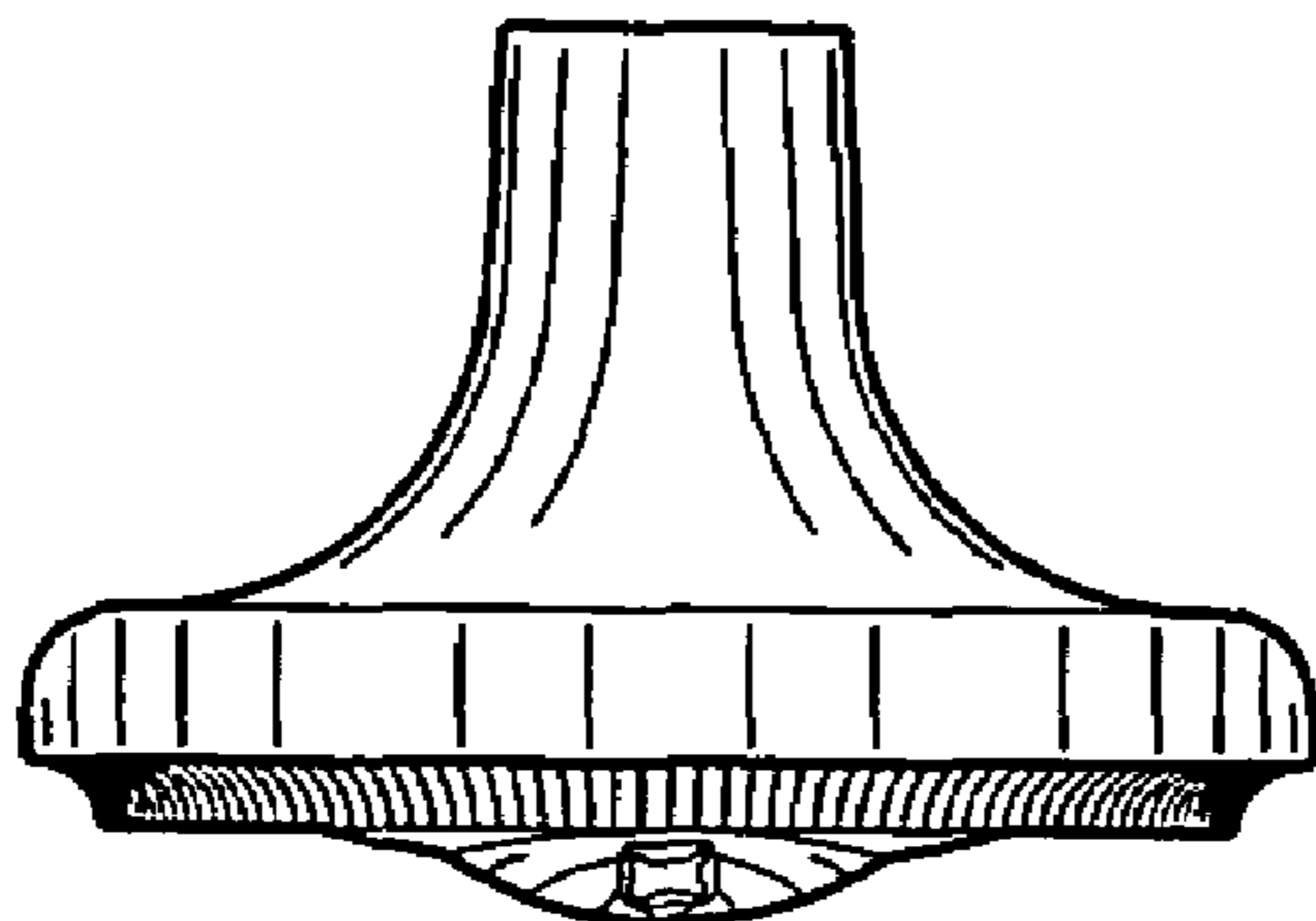
FIG. 3 is a right side view thereof, the left side view being a mirror image;

FIG. 4 is a back elevation view thereof;

FIG. 5 is a bottom plan view thereof; and,

FIG. 6 is a perspective view thereof.

1 Claim, 1 Drawing Sheet



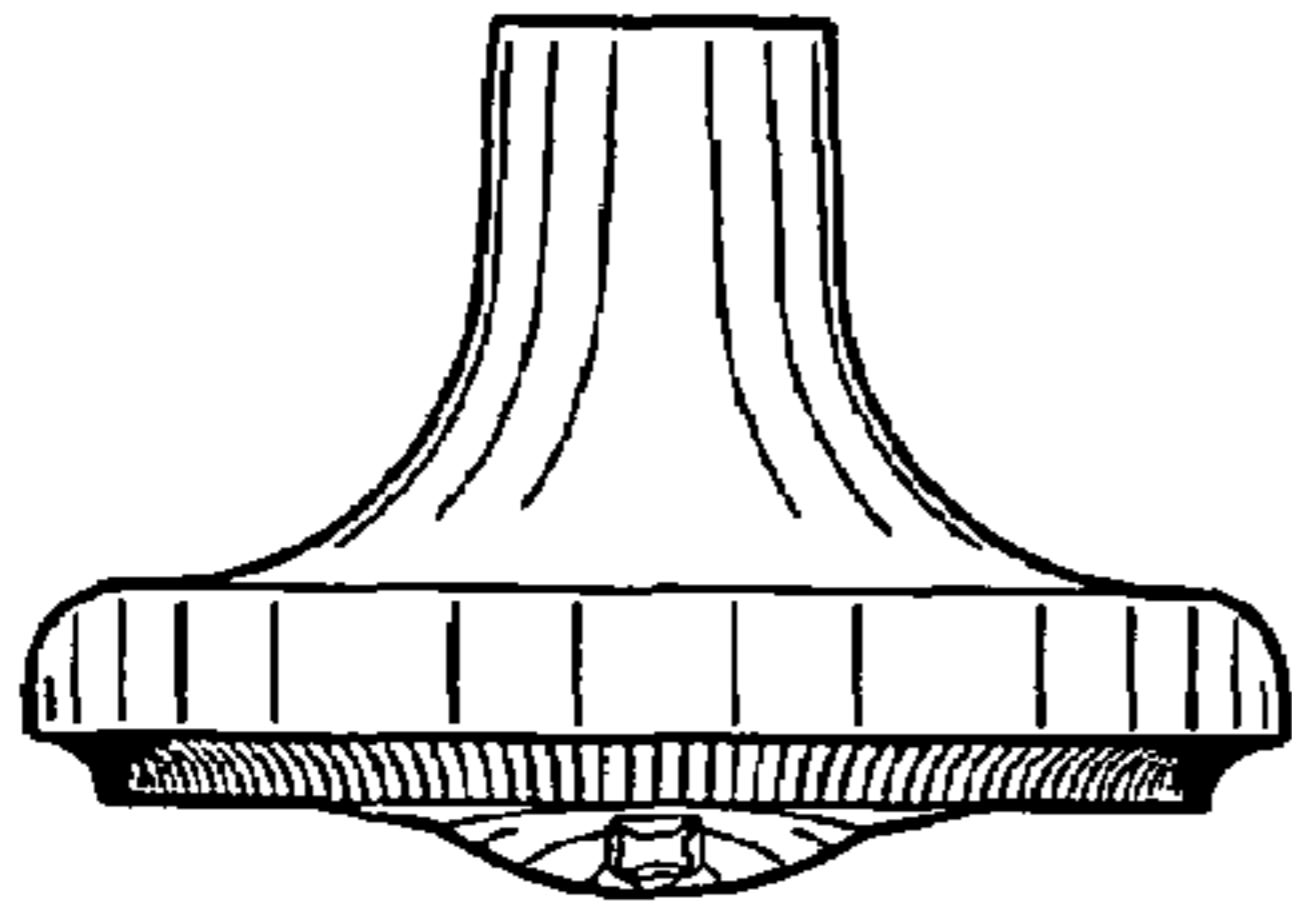


FIG. 1




FIG. 2

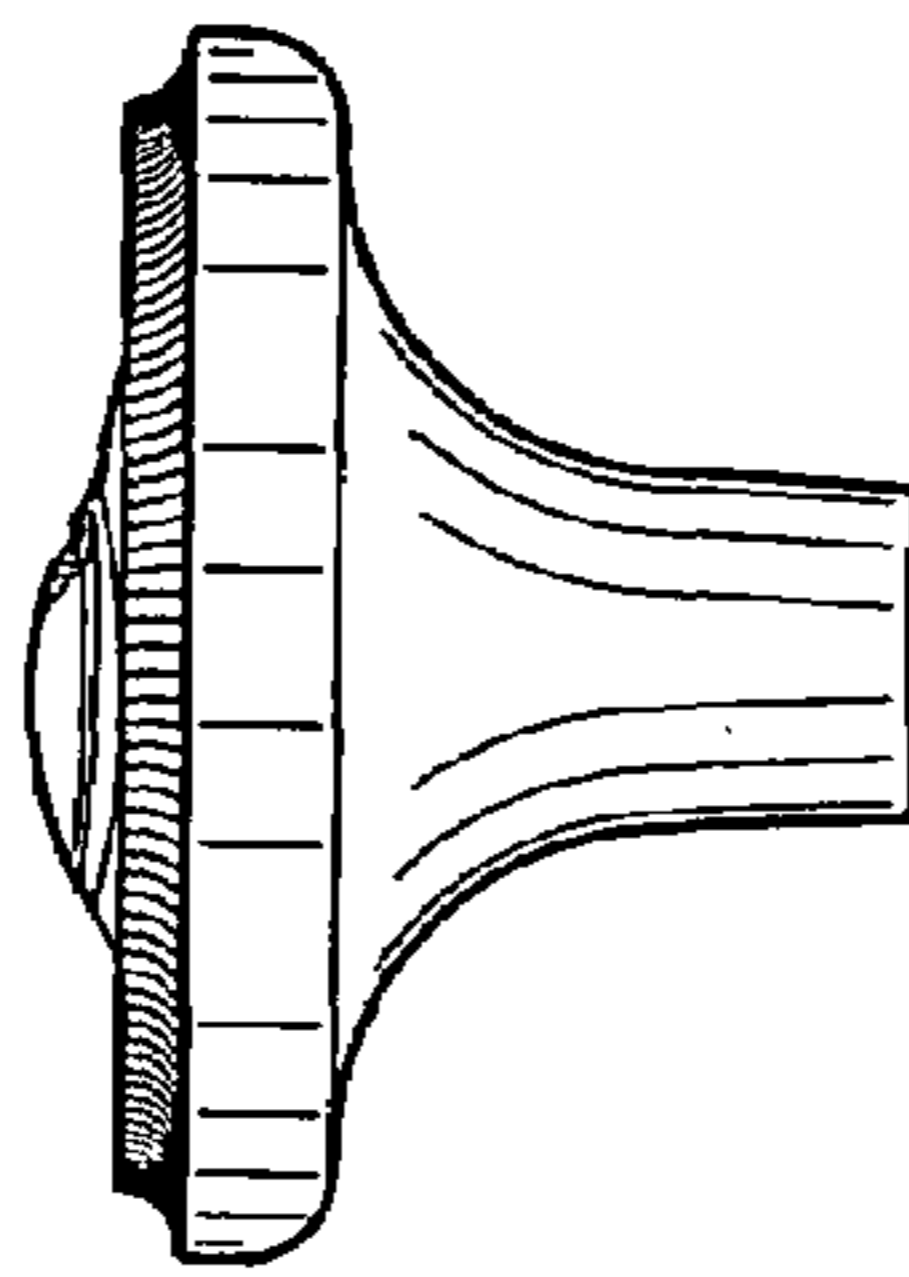


FIG. 3

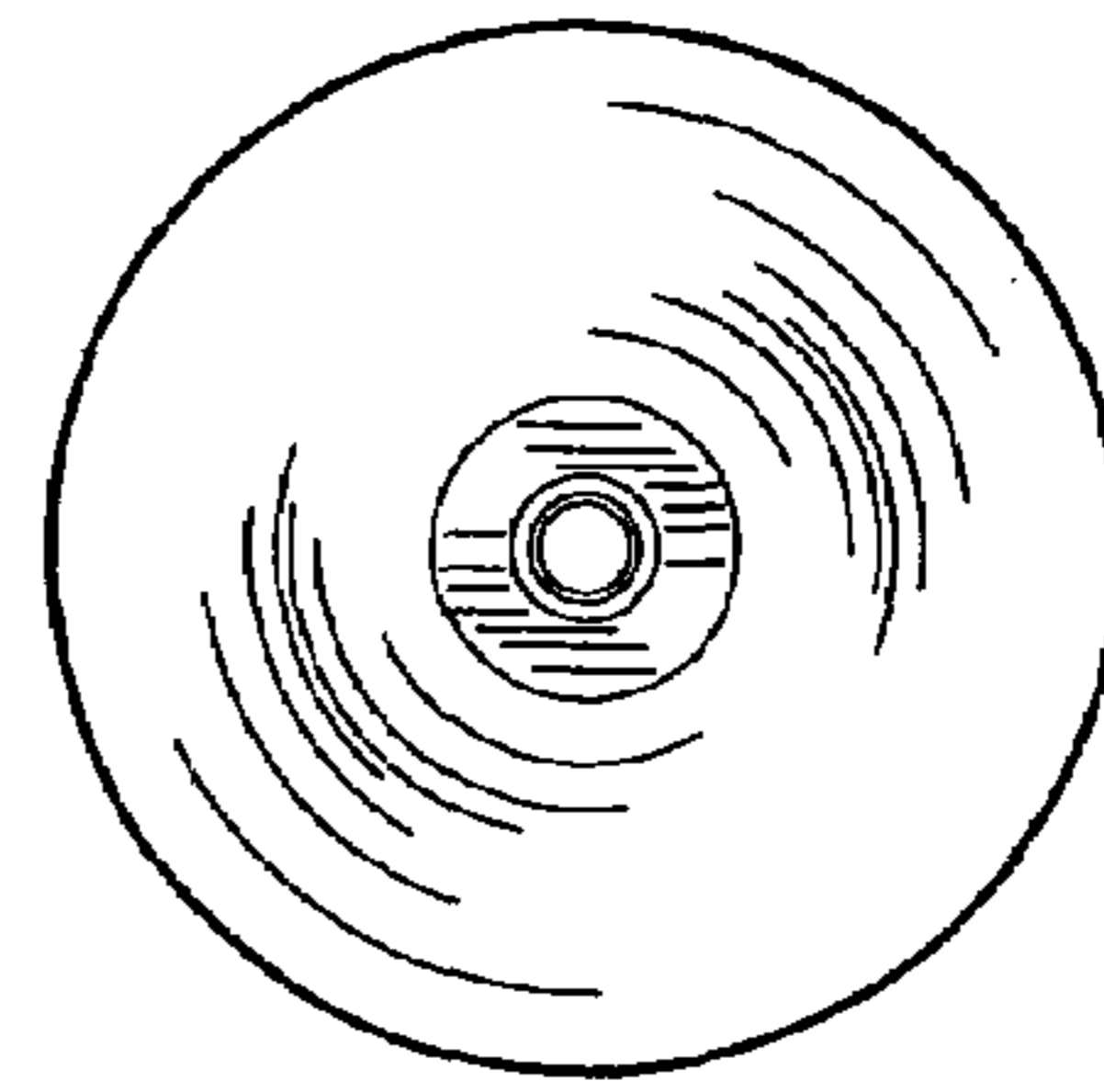


FIG. 4

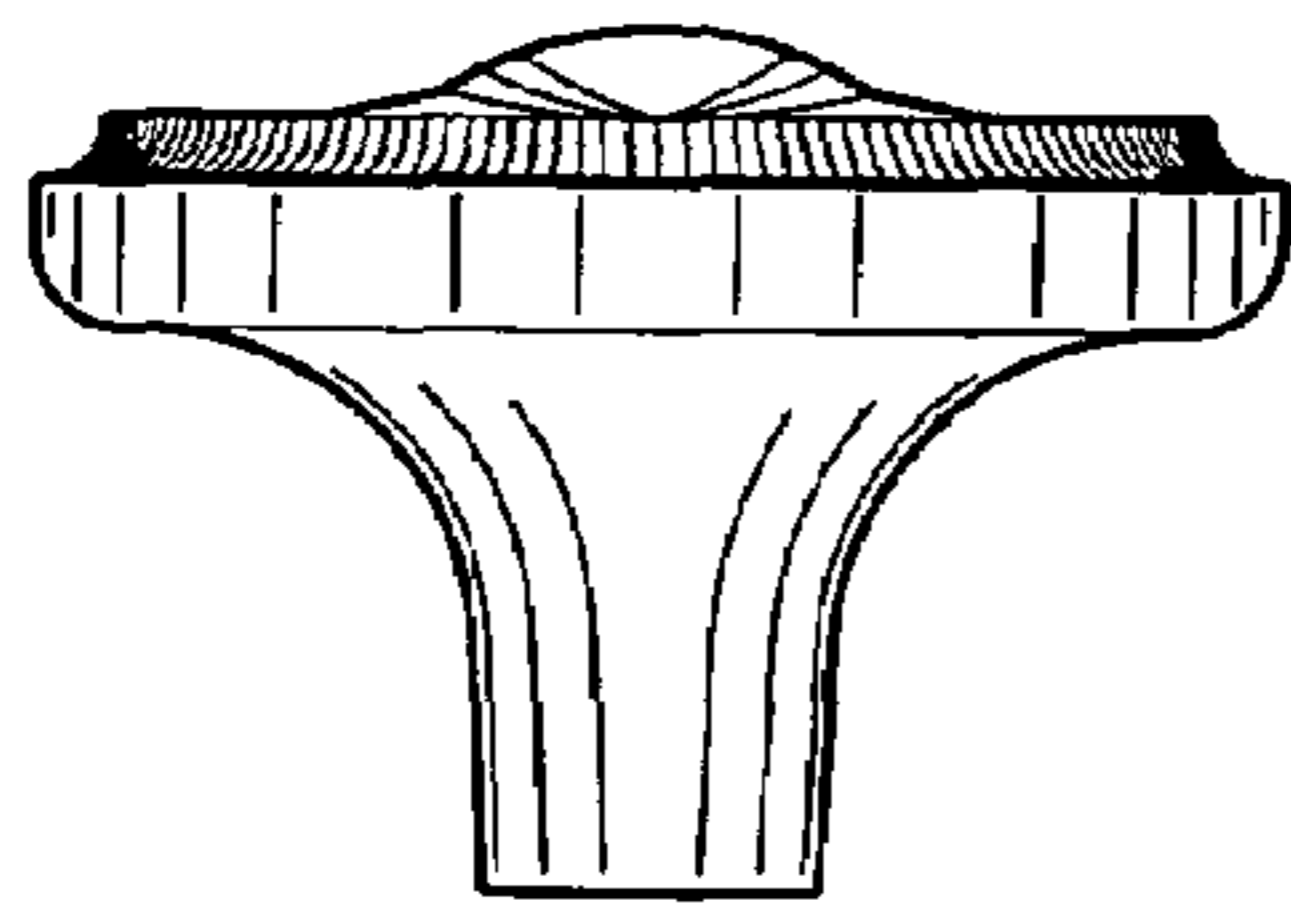


FIG. 5

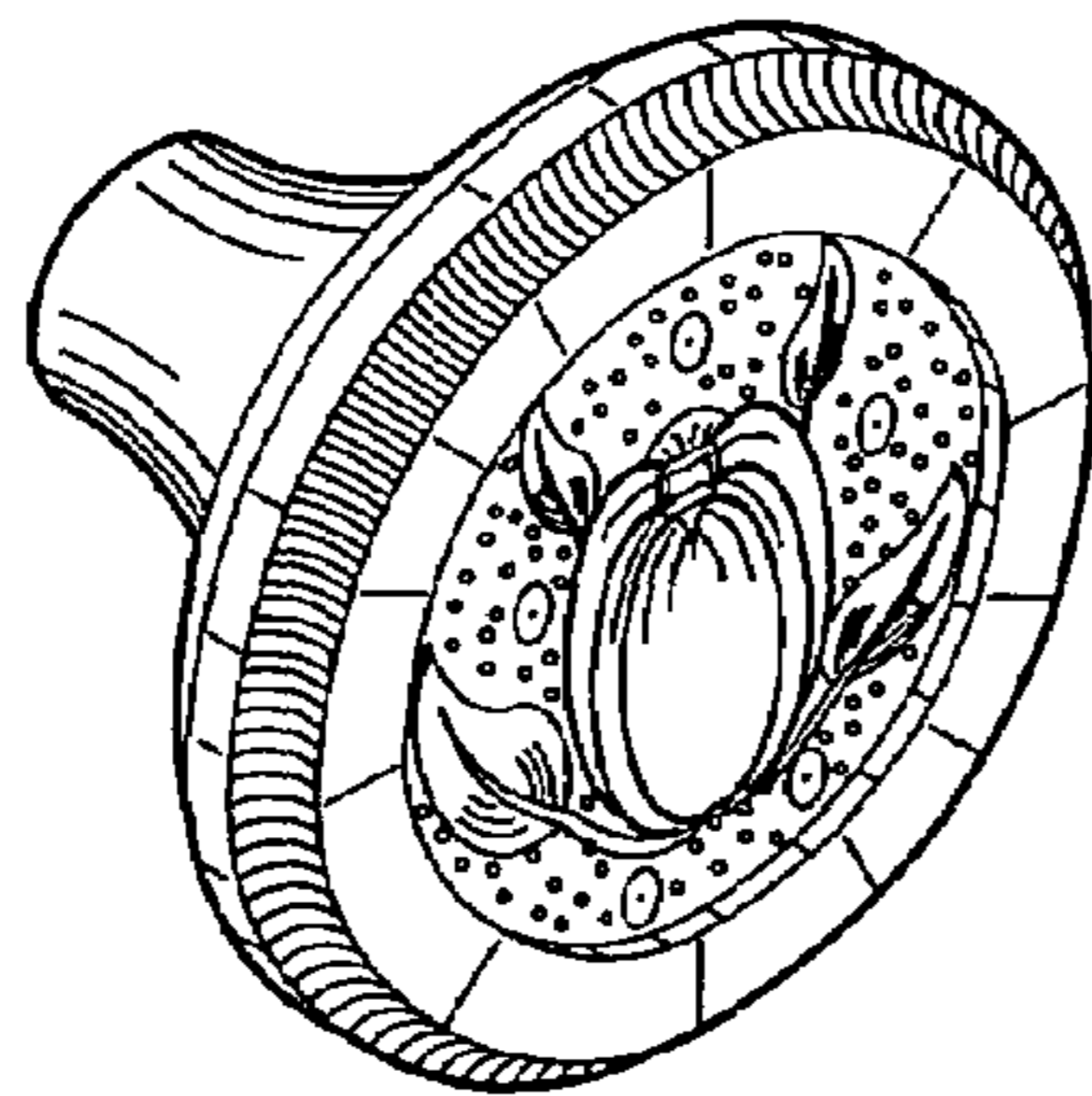


FIG. 6