



US00D580716S

(12) **United States Design Patent**
Huebscher

(10) **Patent No.:** **US D580,716 S**

(45) **Date of Patent:** **** Nov. 18, 2008**

(54) **MOLDED FOOD UTENSILS WITH
ADVERTISING INDICIA THEREON**

(76) Inventor: **Attila Huebscher**, 9 Leaver La.,
Flemington, NJ (US) 08822

(**) Term: **14 Years**

(21) Appl. No.: **29/254,719**

(22) Filed: **Feb. 27, 2006**

(51) **LOC (8) Cl.** **07-03**

(52) **U.S. Cl.** **D7/653**

(58) **Field of Classification Search** D7/368,
D7/393, 395, 401.2, 642-653, 660-664, 669,
D7/675-676, 683, 688, 692-696; D8/10,
D8/36, 75, 80, 83, 87, 98, 99, 102, 107, 300,
D8/303; 30/123.5-123.7, 124-125, 128,
30/137, 141-143, 147-150, 169, 304, 316,
30/322-329, 342-346, 353, 355, 394; 416/70 R
See application file for complete search history.

(56) **References Cited**

U.S. PATENT DOCUMENTS

D181,692 S	*	12/1957	Thomson et al.	D7/662
D216,482 S	*	1/1970	Wentzel	D7/653
D475,242 S	*	6/2003	Jalet	D7/401.2
D513,377 S	*	1/2006	Jalet	D7/653
D530,573 S	*	10/2006	Wagner	D7/653
D530,988 S	*	10/2006	Wagner	D7/653
D536,222 S	*	2/2007	Heiberg et al.	D7/645
D539,617 S	*	4/2007	Verde	D7/653
D546,136 S	*	7/2007	Smith et al.	D7/653

* cited by examiner

Primary Examiner—Caron D. Veynar

Assistant Examiner—Ricky Pham

(74) *Attorney, Agent, or Firm*—Caesar, Rivise, Bernstein,
Cohen & Pokotilow, Ltd.

(57) **CLAIM**

The ornamental design for molded food utensils with advertising indicia thereon, as shown and described.

DESCRIPTION

FIG. 1 is a top plan view of a fork in accordance with the subject design.

FIG. 2 is a bottom plan view of the fork of FIG. 1.

FIG. 3 is a left side view of the fork of FIG. 1.

FIG. 4 is a right side view of the fork of FIG. 1.

FIG. 5 is a rear end view of the fork of FIG. 1.

FIG. 6 is a front end view of the fork of FIG. 1.

FIG. 7 is a top plan view of a spoon in accordance with the subject design.

FIG. 8 is a bottom plan view of the spoon of FIG. 7.

FIG. 9 is a left side view of the spoon of FIG. 7.

FIG. 10 is a right side view of the spoon of FIG. 7.

FIG. 11 is a rear end view of the spoon of FIG. 7; and,

FIG. 12 is a front end view of the spoon of FIG. 7.

The broken lines shown in the drawings are for illustrative purposes only and form no part of the claimed design.

1 Claim, 2 Drawing Sheets

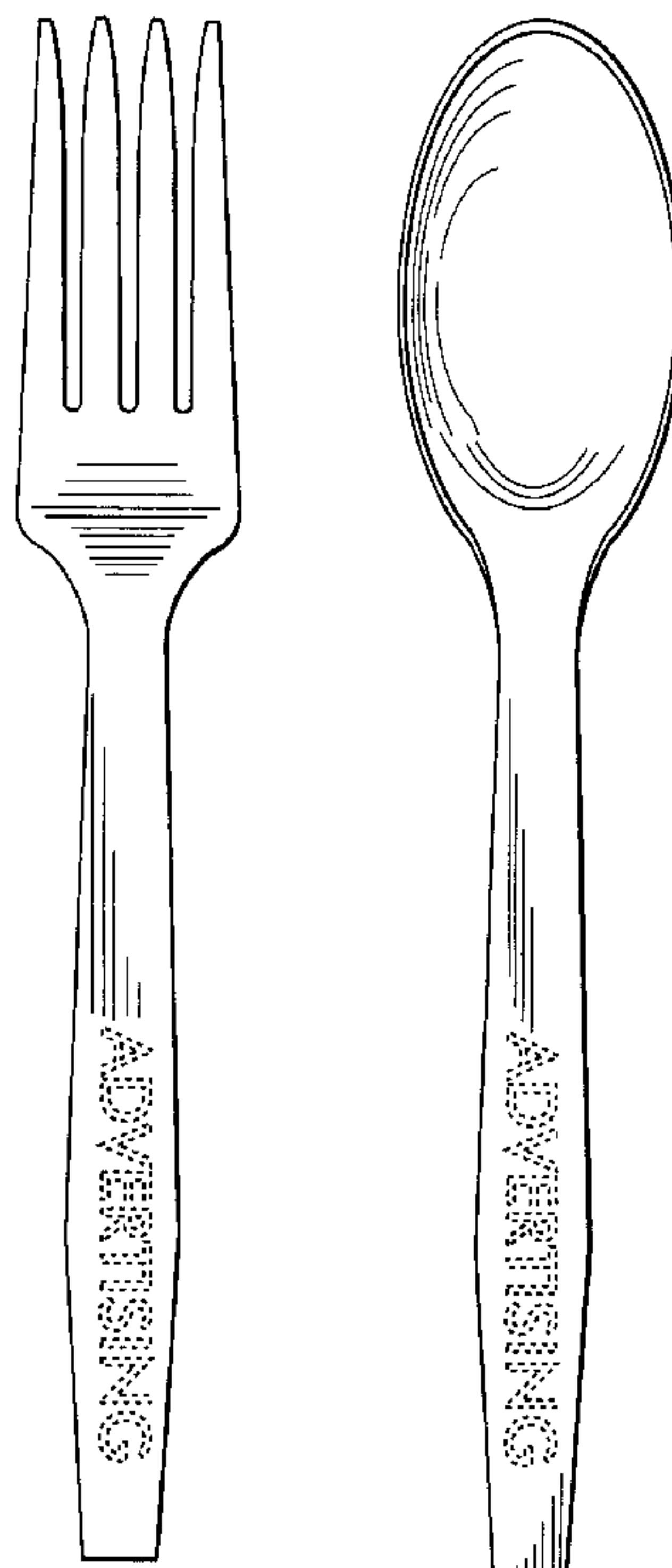


FIG. 1

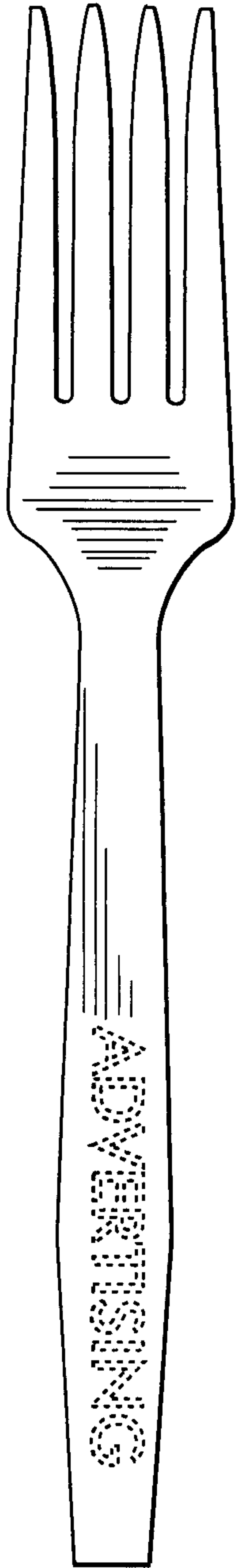


FIG. 2

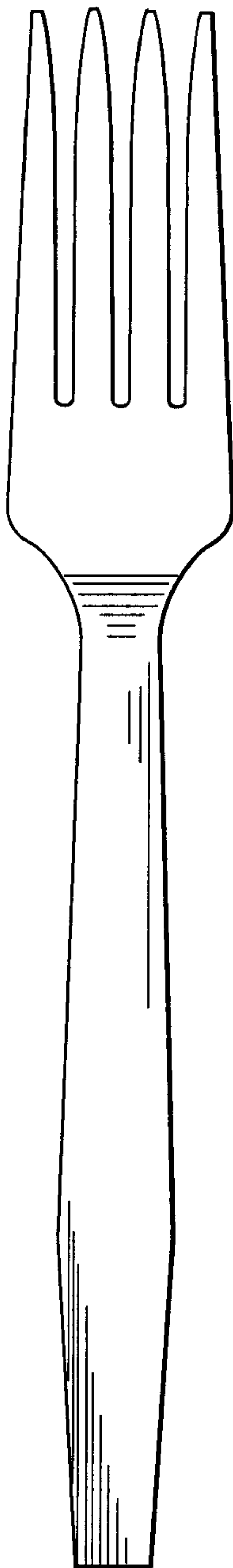


FIG. 3

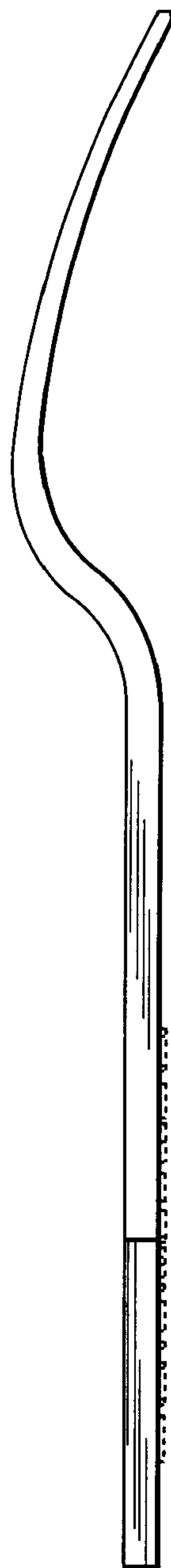


FIG. 4


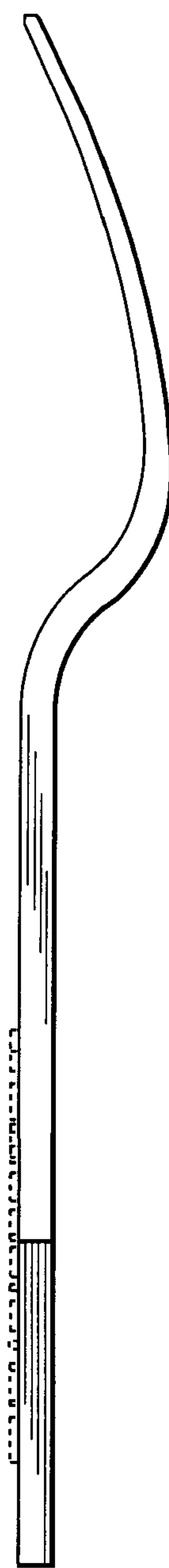


FIG. 5

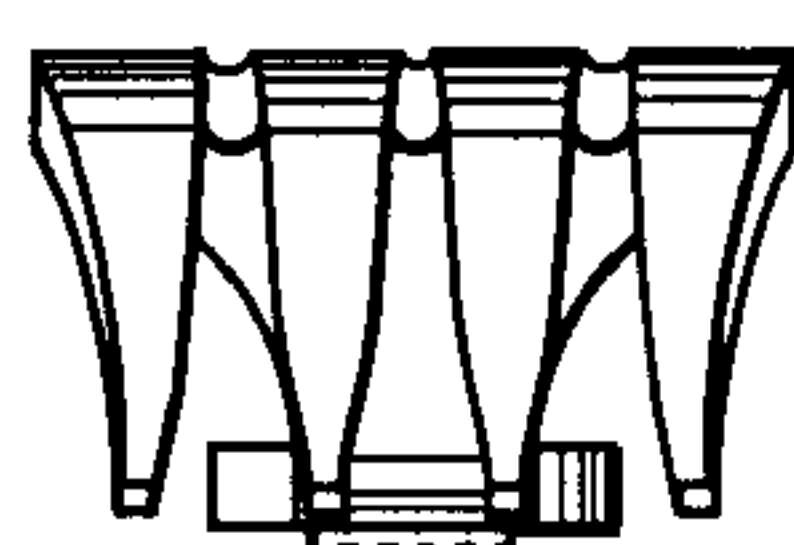


FIG. 6

FIG. 7

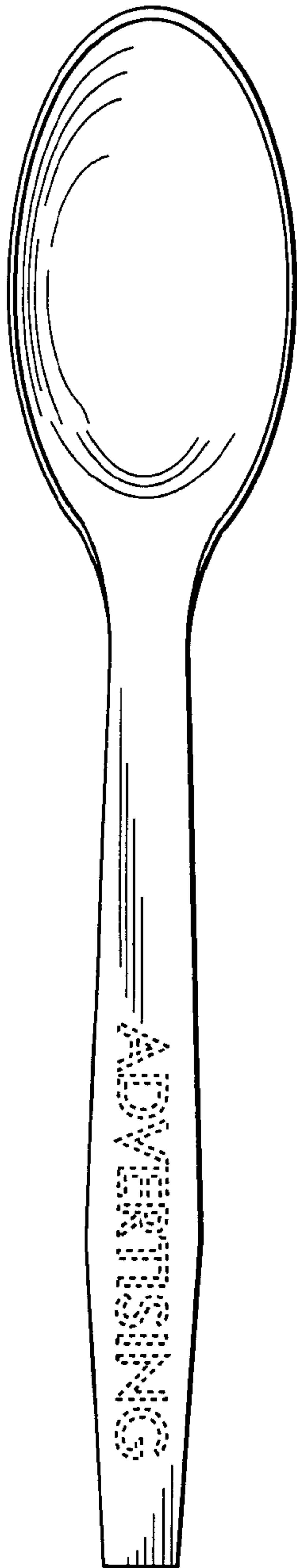


FIG. 8

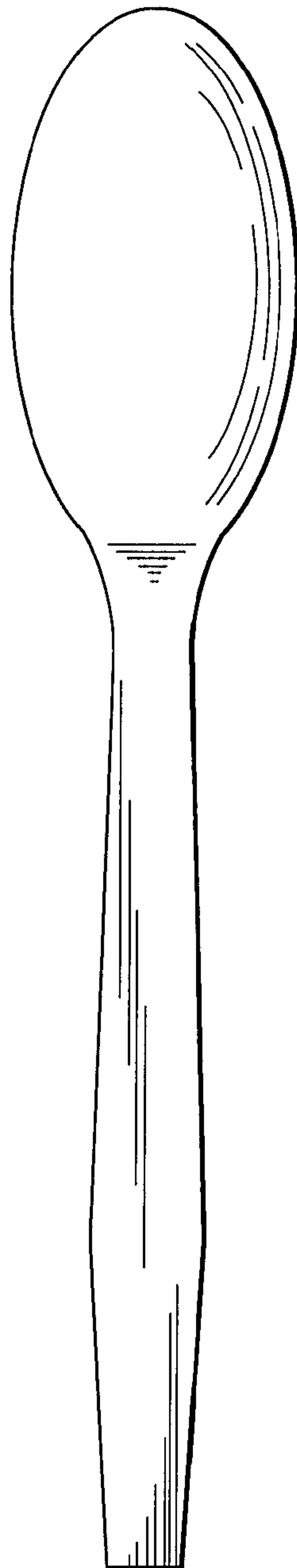


FIG. 9




FIG. 10

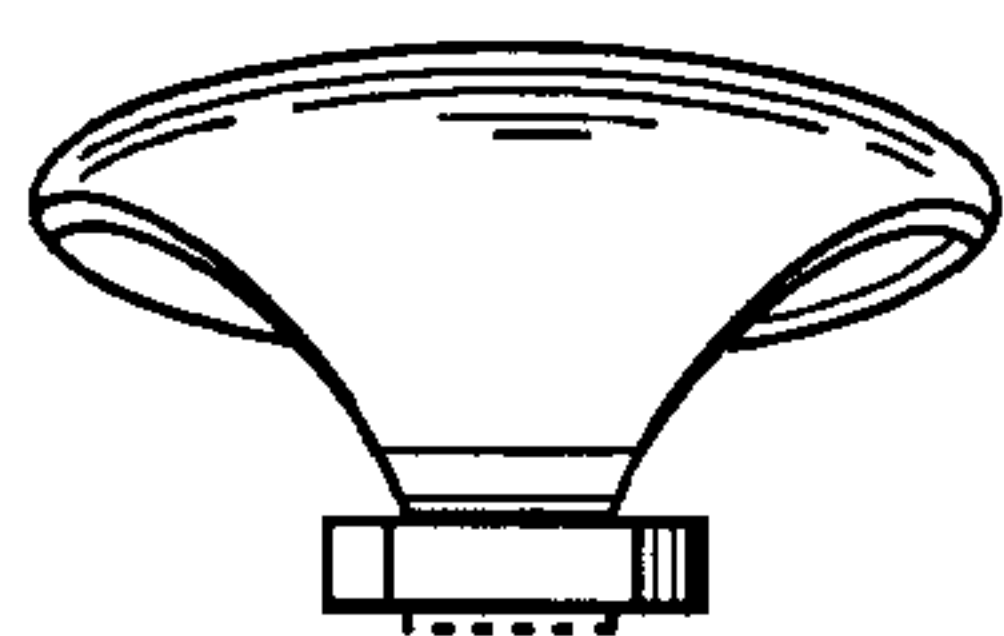


FIG. 11

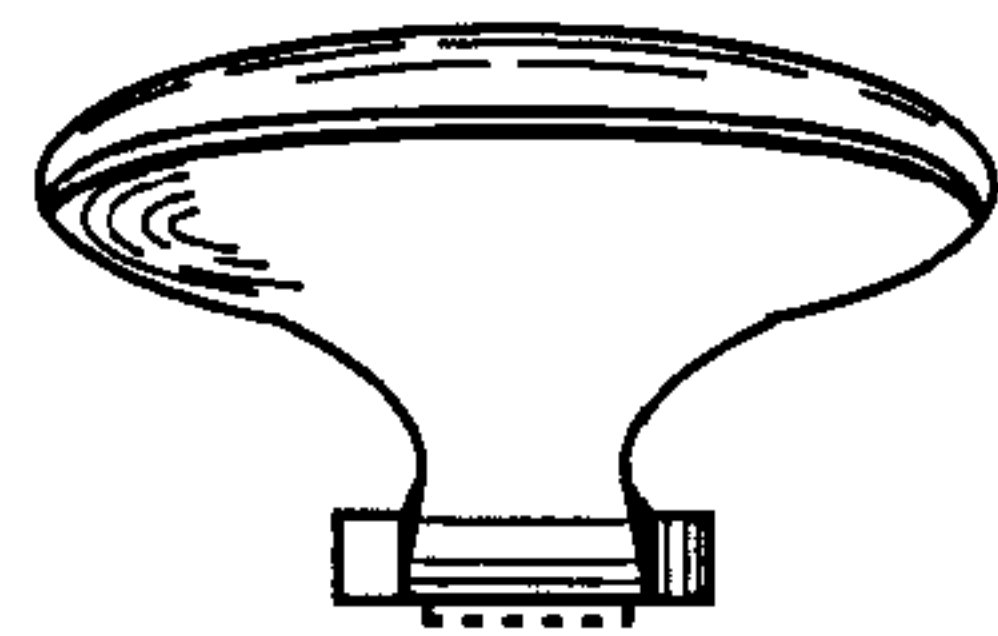


FIG. 12