



US00D580712S

(12) **United States Design Patent**  
**Brown**

(10) **Patent No.:** **US D580,712 S**

(45) **Date of Patent:** **\*\* Nov. 18, 2008**

(54) **DIPPING CUP**

(75) Inventor: **Charles B. Brown**, New York, NY (US)

(73) Assignee: **Bryrt; Hradley & Company, LLC**,  
New York, NY (US)

(\*\*) Term: **14 Years**

(21) Appl. No.: **29/284,540**

(22) Filed: **Sep. 11, 2007**

(51) **LOC (8) Cl.** ..... **07-01**

(52) **U.S. Cl.** ..... **D7/566; D7/570**

(58) **Field of Classification Search** ..... D7/500,  
D7/550.1, 566, 545, 554.2, 553.2, 584, 586;  
D9/424; 229/406; 206/565; 220/574, 555,  
220/560, 575

See application file for complete search history.

(56) **References Cited**

**U.S. PATENT DOCUMENTS**

184,322	A *	11/1876	Benham	.....	220/574
D37,103	S	8/1904	Haviland		
D93,163	S *	8/1934	Hart	.....	D7/566
2,023,470	A *	12/1935	Hart	.....	220/574
2,121,654	A *	6/1938	Donchian	.....	220/574
D156,855	S	1/1950	Tupper		
D156,985	S *	1/1950	Moffett, Jr.	.....	D1/122
D160,829	S	11/1950	Yutzey		
2,763,421	A *	9/1956	Bennett	.....	229/406
3,009,599	A *	11/1961	Schier et al.	.....	220/574

D211,817	S	7/1968	Weir		
D335,758	S *	5/1993	Stickle	.....	D1/122
D363,573	S	10/1995	Rehn		
D389,373	S	1/1998	Belue		
D449,965	S	11/2001	Liu		
D472,429	S *	4/2003	Scherer	.....	D7/570
D508,824	S	8/2005	Vendl et al.		
D516,383	S *	3/2006	Kilders	.....	D7/566
D520,304	S	5/2006	Kilders		
D536,507	S *	2/2007	Schroder	.....	D1/113
D543,075	S	5/2007	Ablo		
D545,114	S	6/2007	Lion et al.		

\* cited by examiner

*Primary Examiner*—Philip S Hyder

*Assistant Examiner*—Cynthia Underwood

(74) *Attorney, Agent, or Firm*—Fraser Clemens Martin & Miller LLC; J. Douglas Miller

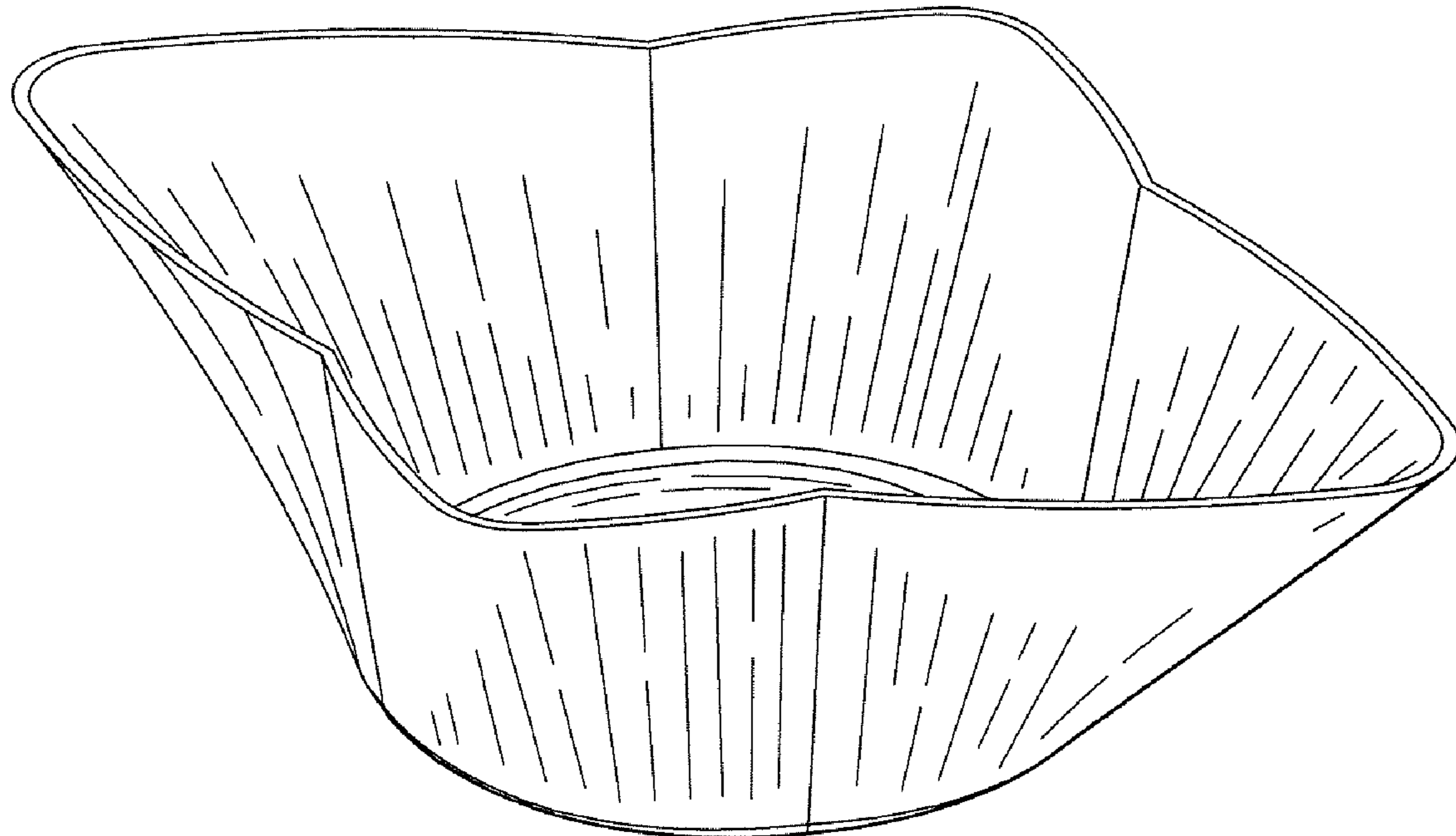
(57) **CLAIM**

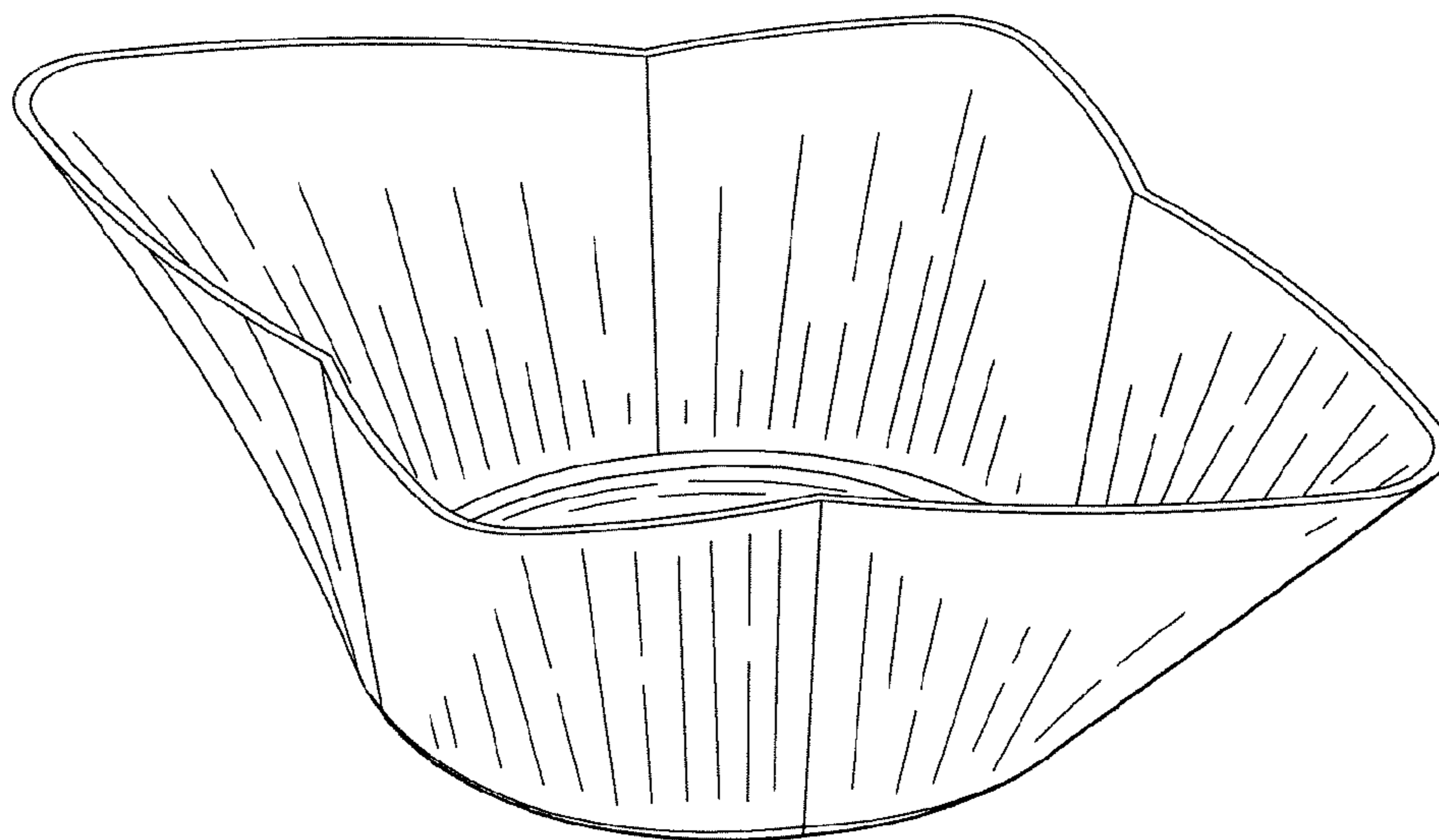
The ornamental design for a dipping cup, as shown and described.

**DESCRIPTION**

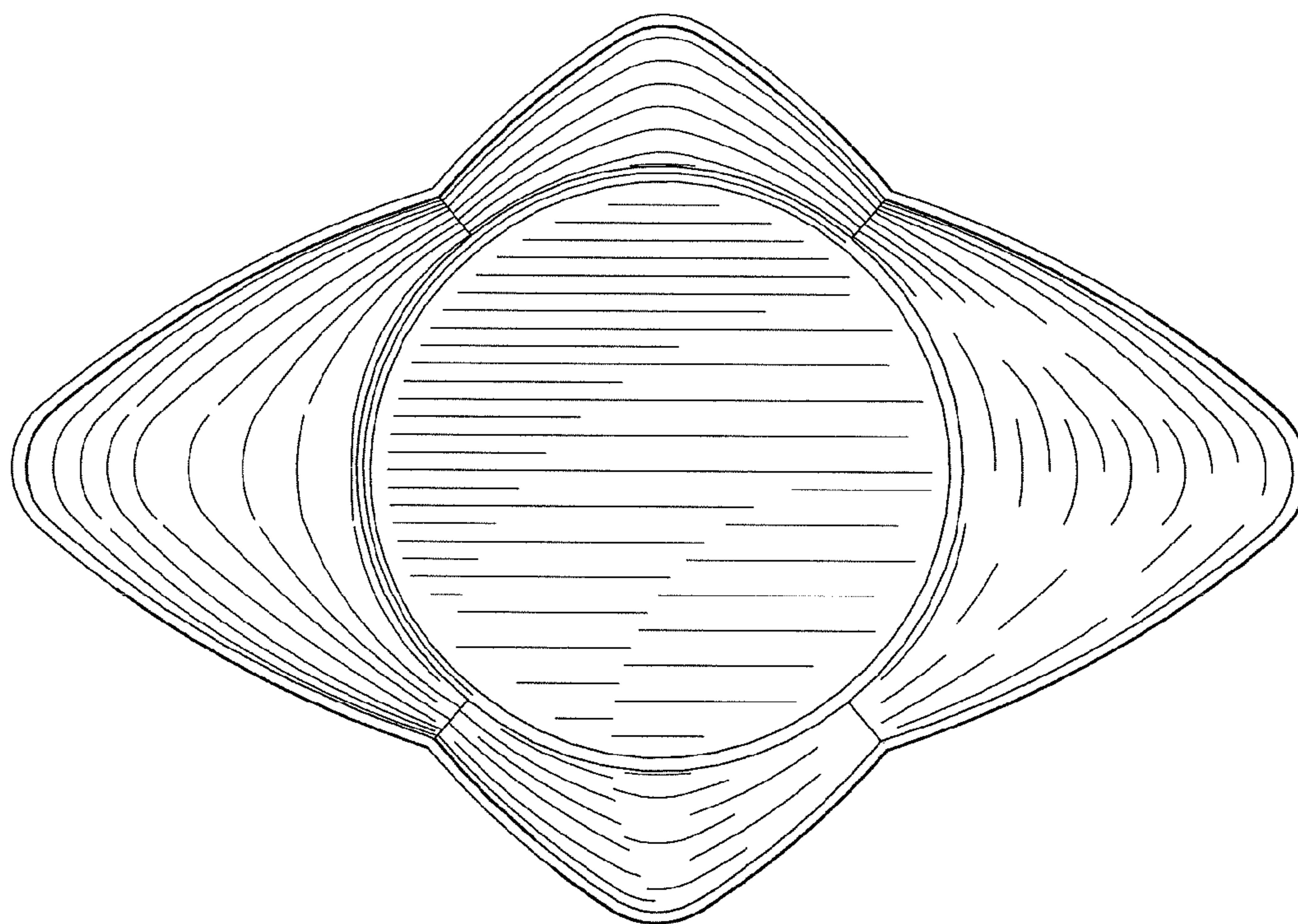
FIG. 1 is a perspective view of a dipping cup;  
FIG. 2 is a top plan view of the dipping cup of FIG. 1;  
FIG. 3 is a bottom plan view of the dipping cup of FIG. 1;  
FIG. 4 is a front elevational view thereof; and,  
FIG. 5 is a side elevational view thereof.

**1 Claim, 2 Drawing Sheets**

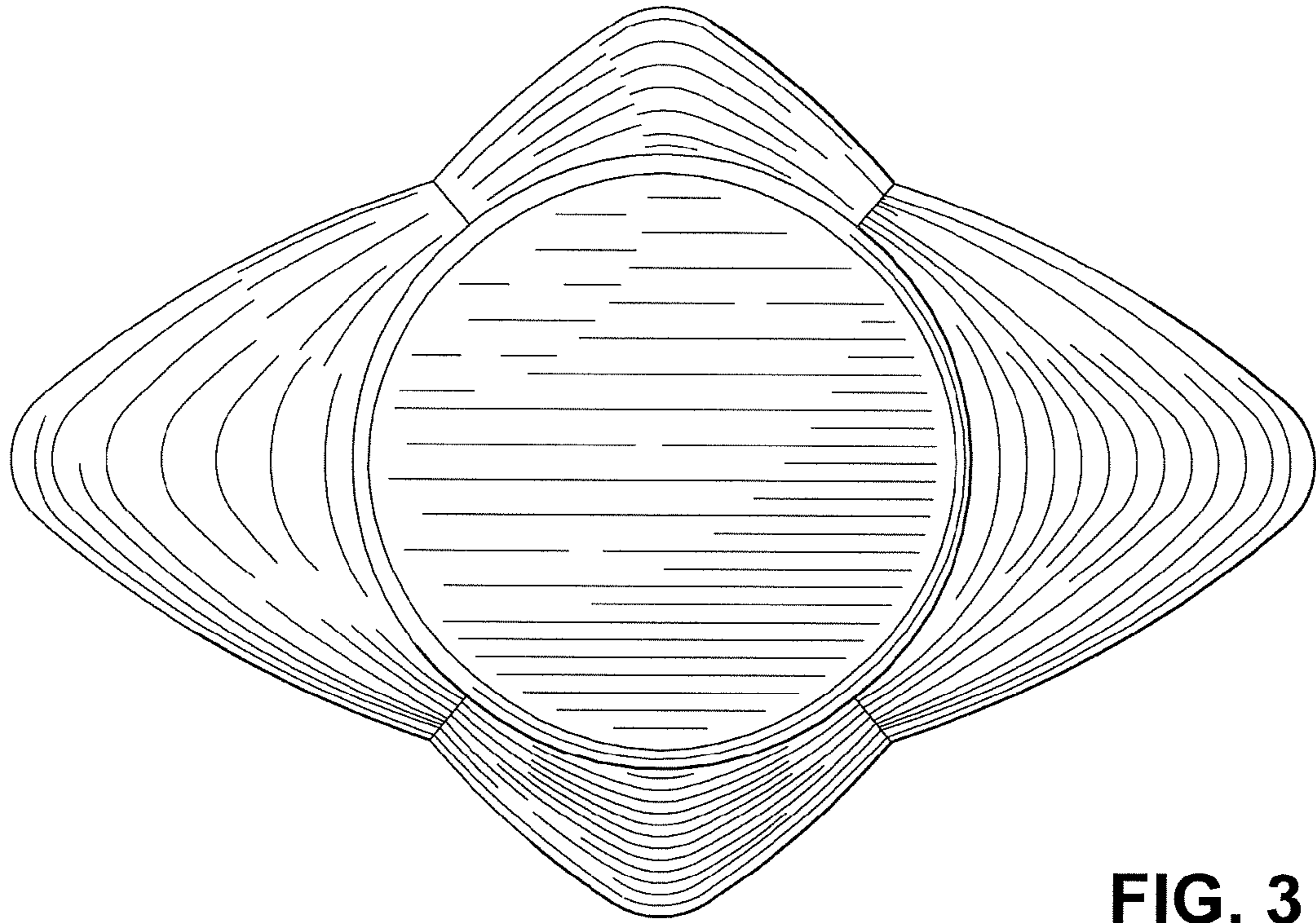




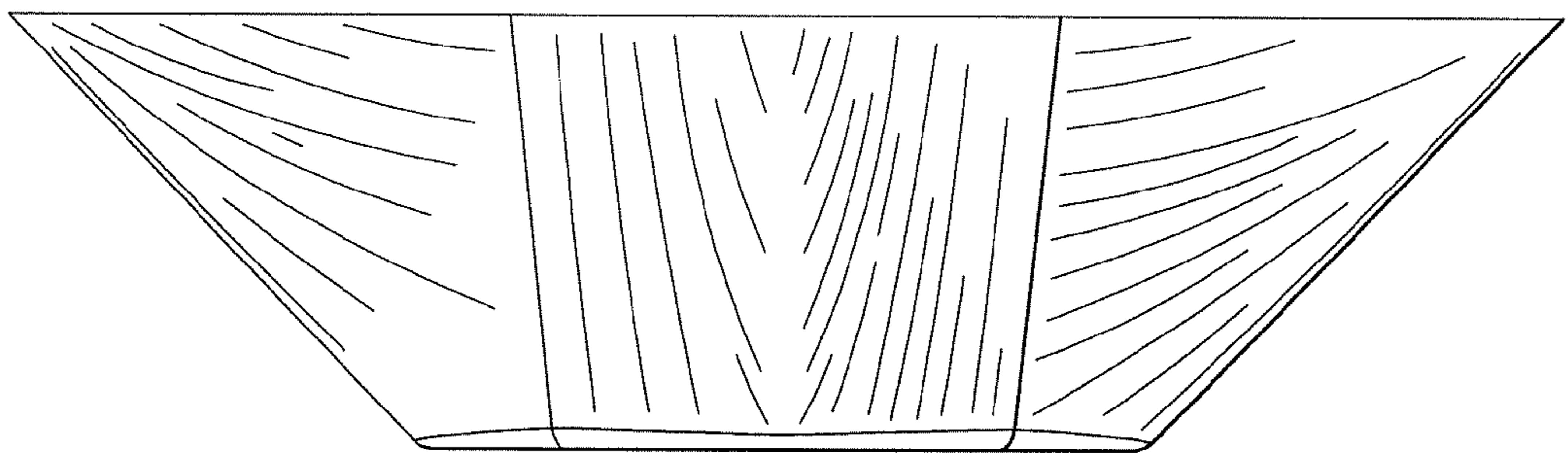
**FIG. 1**



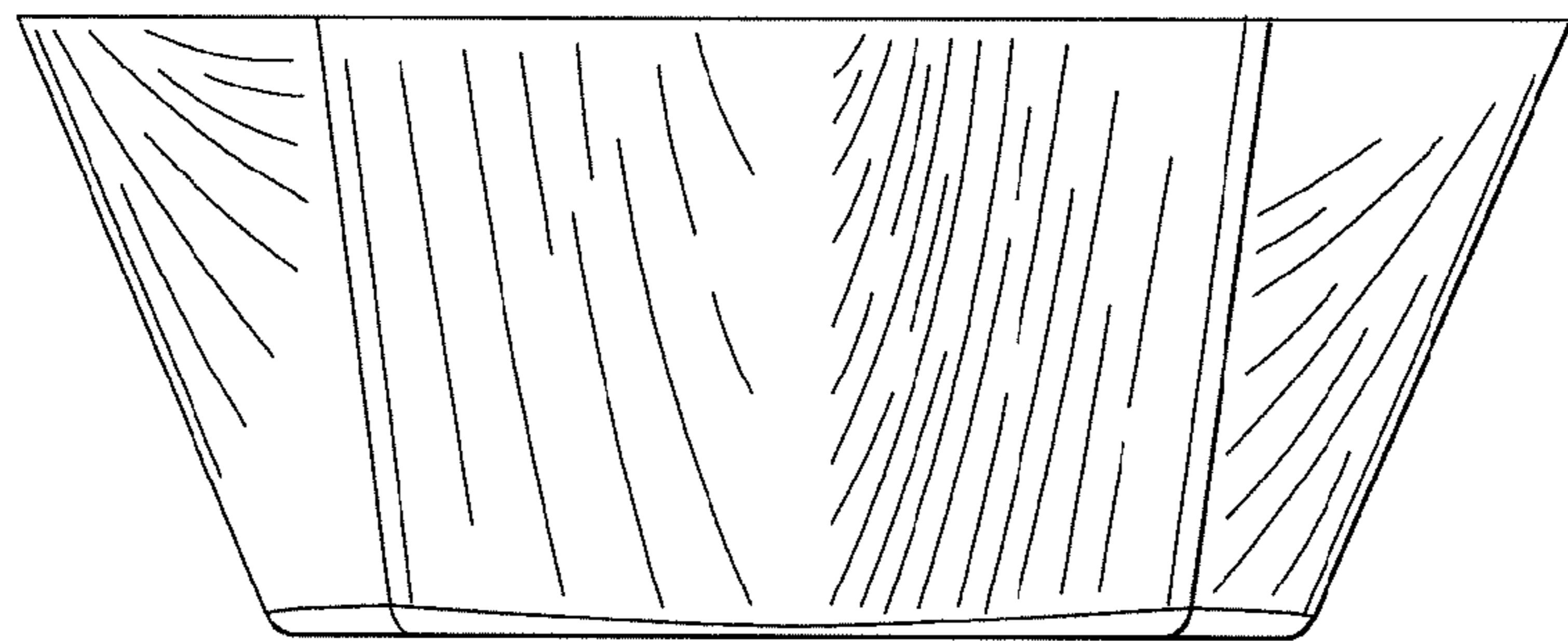
**FIG. 2**



**FIG. 3**



**FIG. 4**



**FIG. 5**

UNITED STATES PATENT AND TRADEMARK OFFICE  
**CERTIFICATE OF CORRECTION**

PATENT NO. : Des. 580,712 S  
APPLICATION NO. : 29/284540  
DATED : November 18, 2008  
INVENTOR(S) : Charles B. Brown

Page 1 of 1

It is certified that error appears in the above-identified patent and that said Letters Patent is hereby corrected as shown below:

Title Page; item (73); should read;  
Assignee: Bryan, Bradley & Company, LLC

Signed and Sealed this

Twenty-first Day of April, 2009



JOHN DOLL  
*Acting Director of the United States Patent and Trademark Office*