



US00D580687S

(12) **United States Design Patent**
Saffell et al.

(10) **Patent No.:** **US D580,687 S**
(45) **Date of Patent:** **** Nov. 18, 2008**

(54) **TABLE LEG**

(75) Inventors: **Mark Saffell**, Manhattan Beach, CA
(US); **David Ritch**, Marina del Ray, CA
(US)

(73) Assignee: **Krueger International, Inc.**, Green Bay,
WI (US)

(**) Term: **14 Years**

(21) Appl. No.: **29/317,149**

(22) Filed: **Apr. 23, 2008**

Related U.S. Application Data

(62) Division of application No. 29/280,882, filed on Jun. 8,
2007.

(51) **LOC (8) Cl.** **06-06**

(52) **U.S. Cl.** **D6/499**

(58) **Field of Classification Search** D6/480-489,
D6/495-499, 429-431, 511; 108/150, 153.1,
108/155, 156, 161; 248/188, 188.1, 188.8,
248/188.9

See application file for complete search history.

(56) **References Cited**

U.S. PATENT DOCUMENTS

4,685,645 A * 8/1987 Cattaneo 248/188.8
D352,853 S * 11/1994 Hosoe D6/482

D354,643 S * 1/1995 Hansel et al. D6/484
D435,366 S * 12/2000 McClintock et al. D6/480
D444,969 S * 7/2001 Erickson et al. D6/495
D456,183 S * 4/2002 Brown D6/495
D471,791 S 3/2003 Bosman
D488,998 S 4/2004 Bosman
D517,843 S 3/2006 Barefoot
D519,305 S 4/2006 Pesso

* cited by examiner

Primary Examiner—Janice E Seeger

(74) *Attorney, Agent, or Firm*—Boyle Fredrickson, S.C.

(57) **CLAIM**

The ornamental design for a table leg, as shown and described.

DESCRIPTION

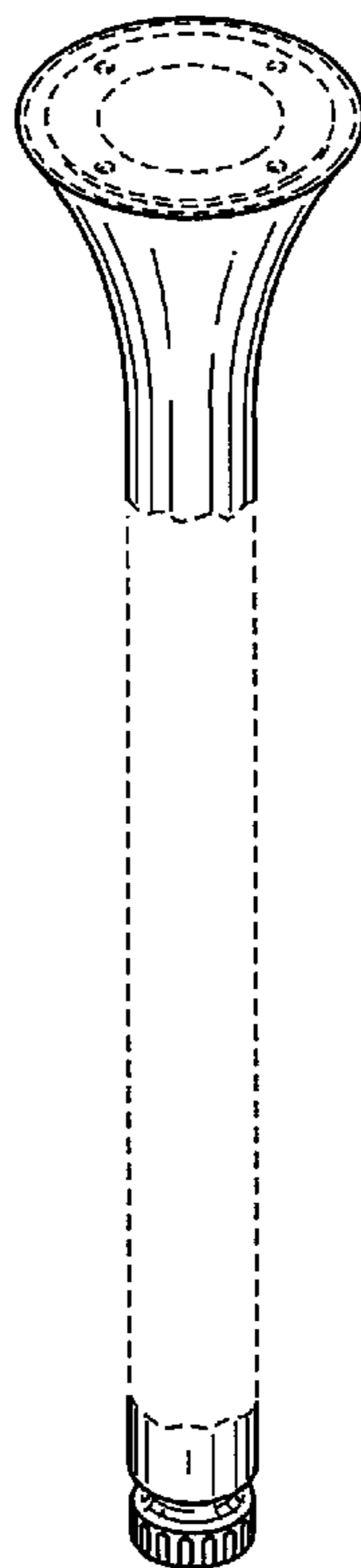
FIG. 1 is an isometric view of a table leg incorporating our new design, wherein the portions in phantom indicate environment and form no part of the claimed design, and also indicate indeterminate length;

FIG. 2 is an enlarged isometric view thereof, wherein the portions in phantom again indicate environment and form no part of the claimed design, and also indicate indeterminate length;

FIG. 3 is a side elevation view thereof; and,

FIG. 4 is a bottom plan view thereof.

1 Claim, 2 Drawing Sheets



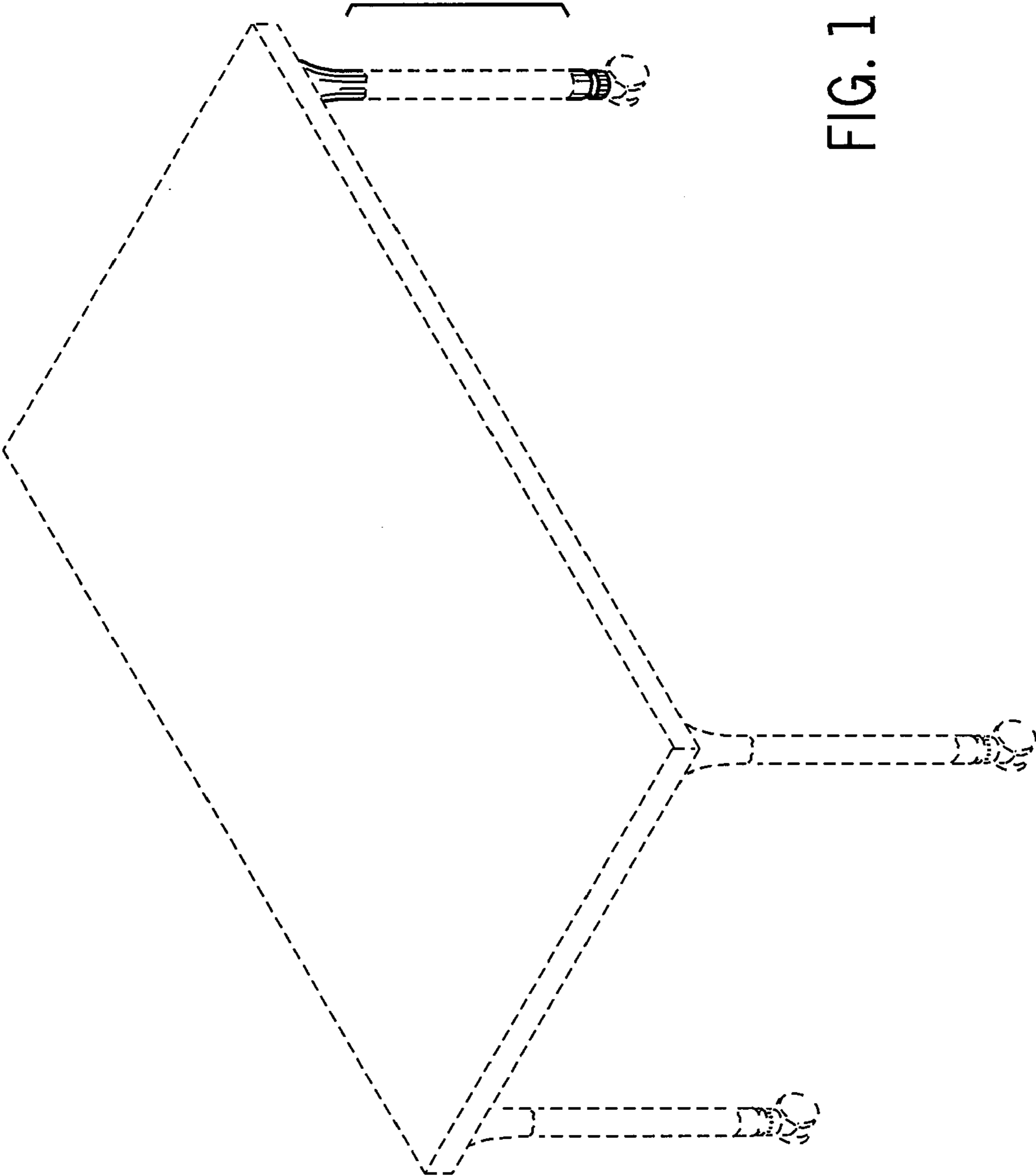


FIG. 1

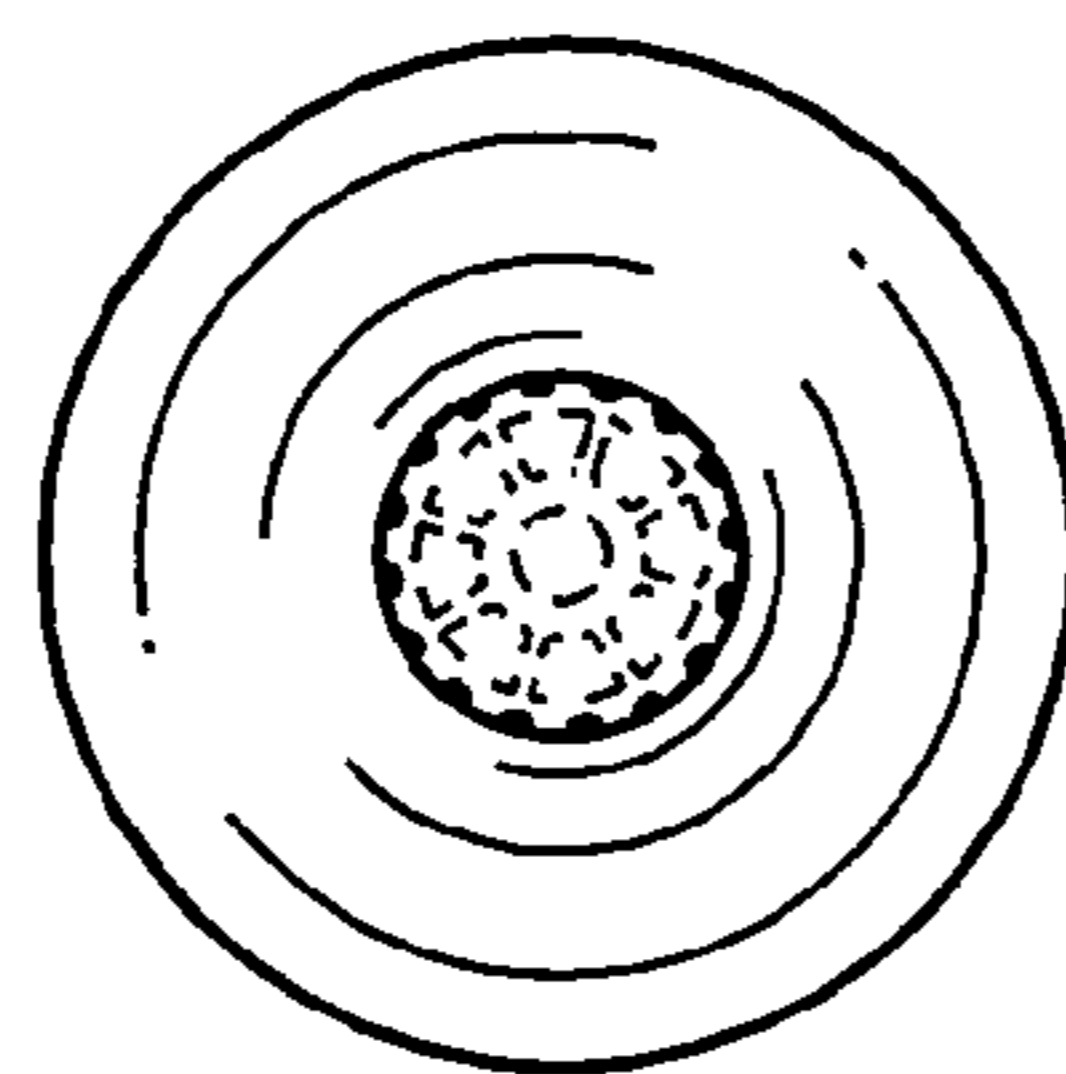

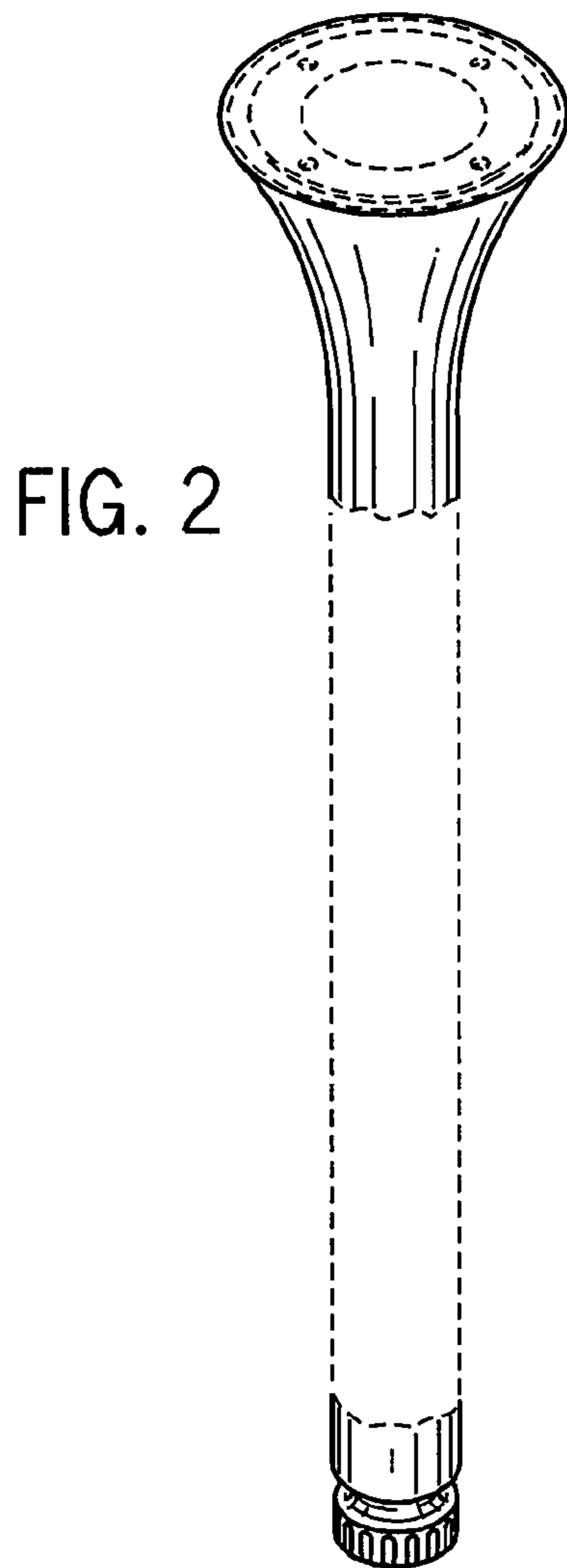


FIG. 4