



US00D580682S

(12) **United States Design Patent**
Frnier

(10) **Patent No.:** **US D580,682 S**

(45) **Date of Patent:** **** Nov. 18, 2008**

(54) **TABLE**

(75) Inventor: **Richard Frnier**, Long Beach, CA (US)

(73) Assignee: **DEDON GmbH** (DE)

(**) Term: **14 Years**

(21) Appl. No.: **29/296,495**

(22) Filed: **Oct. 22, 2007**

(30) **Foreign Application Priority Data**

Apr. 27, 2007 (EM) 000714431-0006

(51) **LOC (8) Cl.** **06-03**

(52) **U.S. Cl.** **D6/480**

(58) **Field of Classification Search** D6/480-489,
D6/495-499, 429-431; 108/150, 50.01,
108/50.02, 152, 153.1, 155, 156, 157.1; 248/188,
248/188.1, 188.7, 188.8, 188.9

See application file for complete search history.

(56) **References Cited**

U.S. PATENT DOCUMENTS

D197,776 S * 3/1964 Ritts D6/480

D237,441 S * 11/1975 Birnbaum D6/484
D305,842 S * 2/1990 Herr D6/480
D374,138 S * 10/1996 Paus D6/484
D406,965 S * 3/1999 Lewis D6/480
D461,340 S * 8/2002 Walters, III D6/484
D493,983 S * 8/2004 Di Guglielmo et al. D6/484

OTHER PUBLICATIONS

Architectural Supplements, Jun. 1982, p. 14, black table at right.*

* cited by examiner

Primary Examiner—Janice E Seeger

(74) *Attorney, Agent, or Firm*—Banner & Witcoff, Ltd.

(57) **CLAIM**

The ornamental design for a table, as shown and described.

DESCRIPTION

FIG. 1 is a perspective view of a table showing my new design;

FIG. 2 is a front side perspective view thereof, the other three side perspective views being identical thereto;

FIG. 3 is a top perspective view thereof, and,

FIG. 4 is a bottom perspective view thereof.

1 Claim, 4 Drawing Sheets



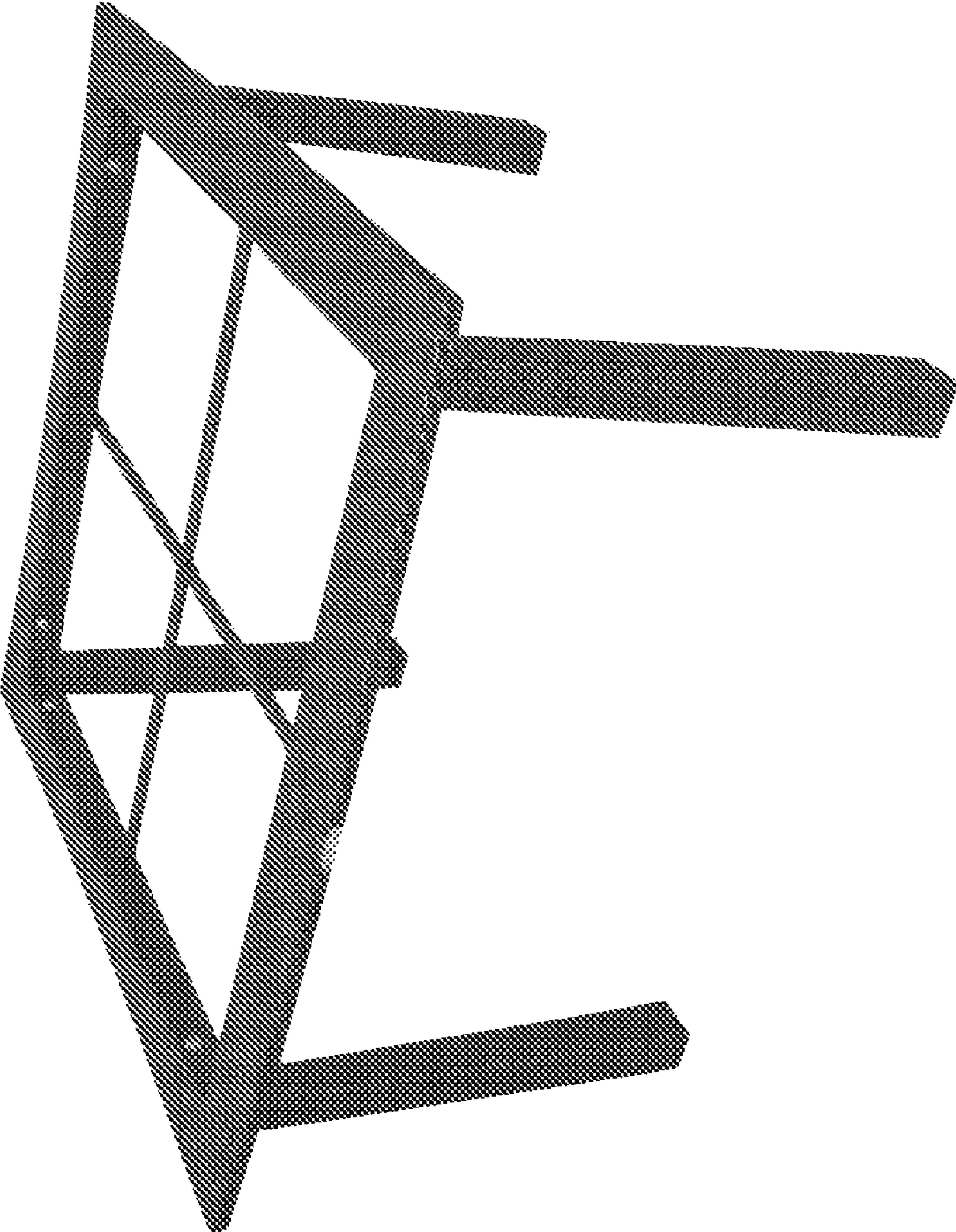


FIG. 1




FIG. 2




FIG. 3

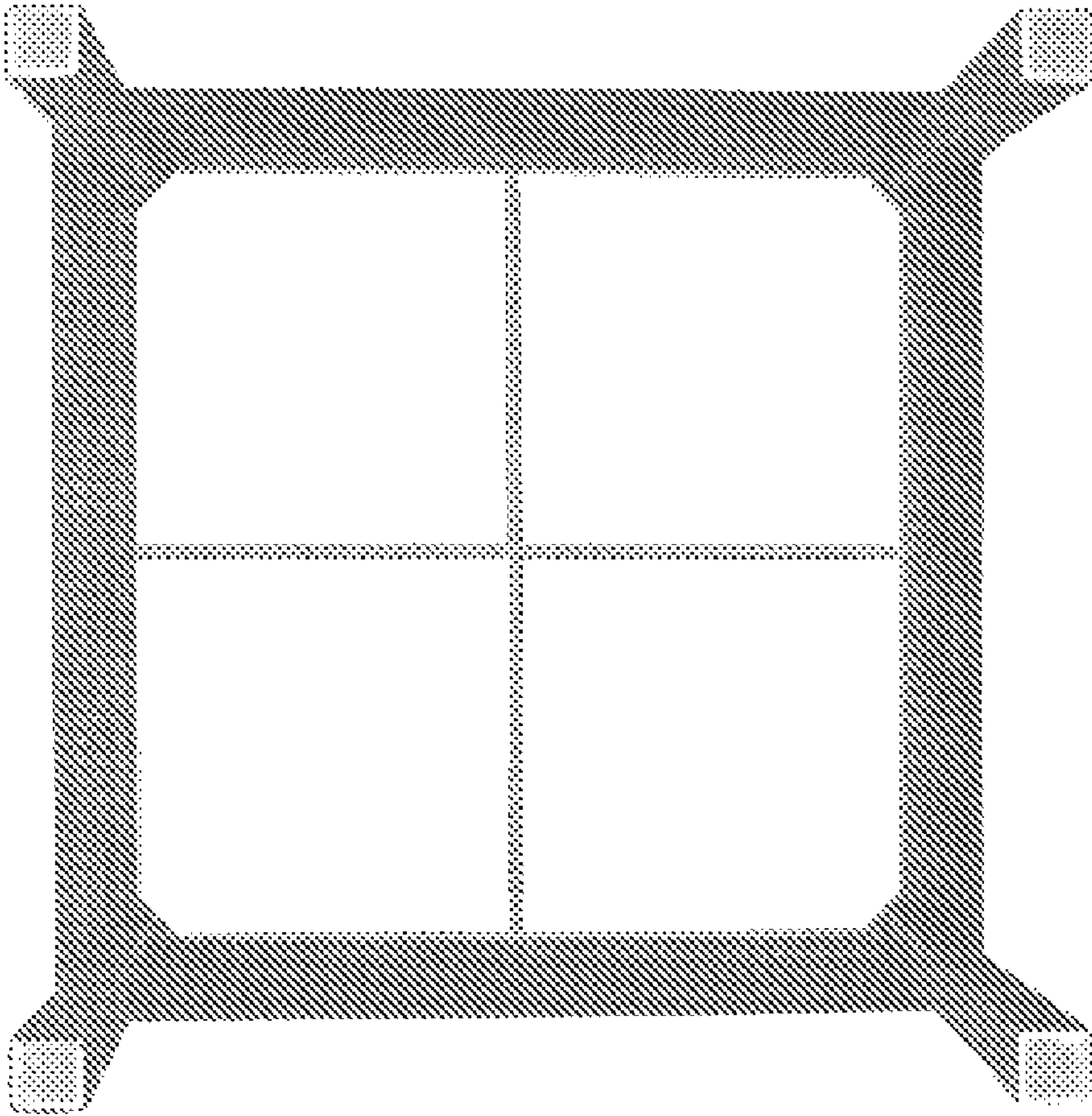


FIG. 4