



US00D580681S

(12) **United States Design Patent**
Lambert et al.

(10) **Patent No.:** **US D580,681 S**

(45) **Date of Patent:** **** Nov. 18, 2008**

(54) **EXTENDABLE TABLE**

(75) Inventors: **Fabrice Lambert**, Vaux en Bugey (FR);
Francois Naimo, Cailloux sur Fontaines
(FR); **Edouard De Monjour**, Viry (FR)

(73) Assignee: **Grosfillex SAS**, Arbent, Oyonnax (FR)

(**) Term: **14 Years**

(21) Appl. No.: **29/274,832**

(22) Filed: **May 30, 2007**

(30) **Foreign Application Priority Data**

Nov. 30, 2006 (EM) 000630595-0006

(51) **LOC (8) Cl.** **06-03**

(52) **U.S. Cl.** **D6/480**

(58) **Field of Classification Search** D6/480-489,
D6/495-499, 429-431, 511; 108/150, 153.1,
108/155, 156, 161, 69, 77, 83; 248/188,
248/188.1, 188.8, 188.9

See application file for complete search history.

(56) **References Cited**

U.S. PATENT DOCUMENTS

2,631,075 A * 3/1953 De Gaal 108/86

2,707,138 A *	4/1955	Vangor	108/83
D208,785 S *	10/1967	Kjer	D6/430
3,885,765 A *	5/1975	Richards	248/188.1
D243,983 S *	4/1977	Carter	D6/484
D327,592 S *	7/1992	Kerem	D6/480
D466,337 S *	12/2002	Feng	D6/485
D468,938 S *	1/2003	Williams	D6/484
D522,279 S *	6/2006	Hänsbæk	D6/484

* cited by examiner

Primary Examiner—Janice E Seeger

(74) *Attorney, Agent, or Firm*—Dowell & Dowell PC

(57) **CLAIM**

The ornamental design for an extendable table, as shown and described.

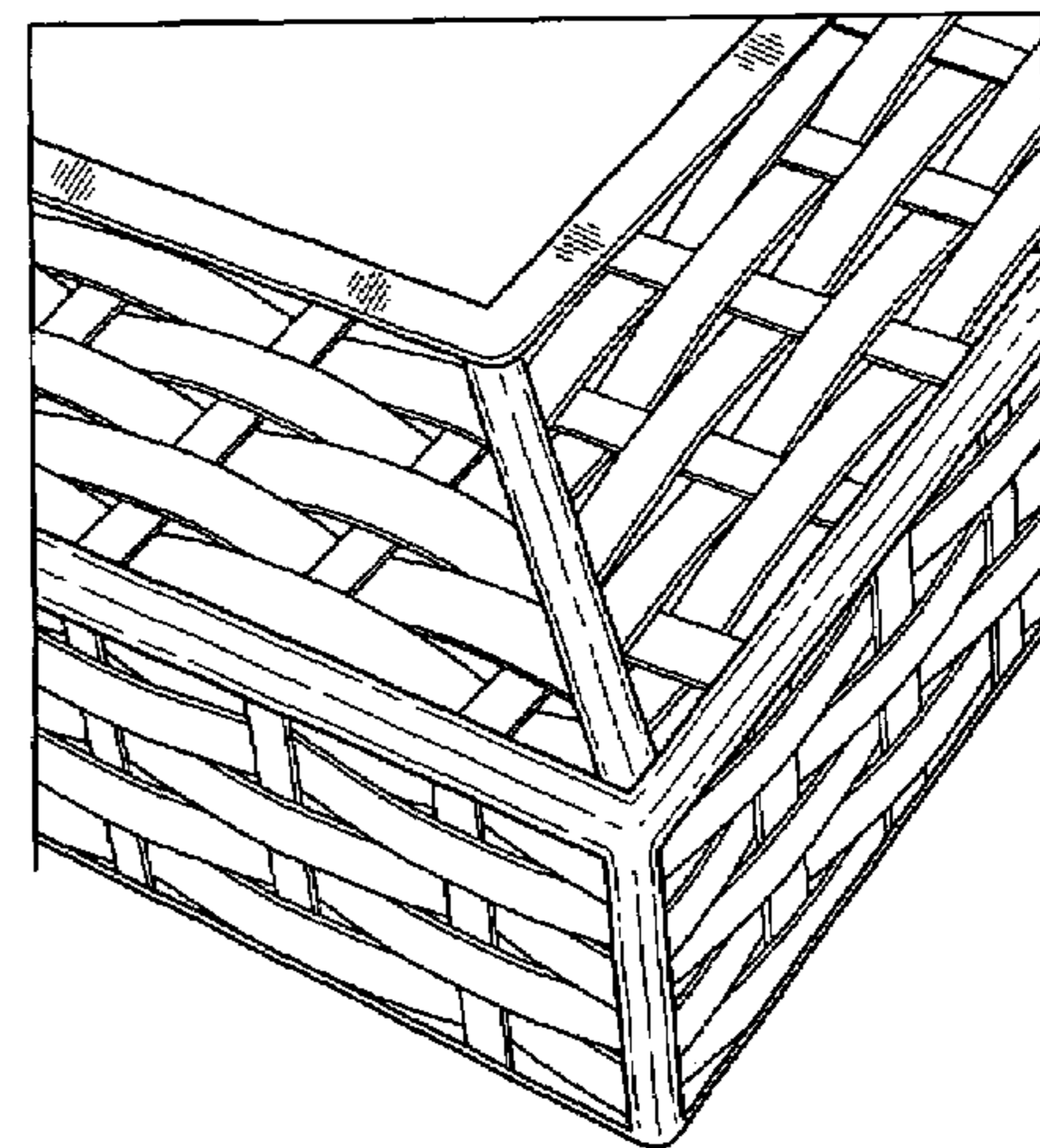

DESCRIPTION

FIG. 1 is a front perspective view of an extendable table with top plates seated on the table top; and,

FIG. 2 is a partial enlarged front perspective view of the table of FIG. 1 showing one corner of the table of FIG. 1 showing the pattern of the edge molding of the table top.

The broken lines showing are for environmental purposes and form no part of the claimed design.

1 Claim, 1 Drawing Sheet






FIG. 1

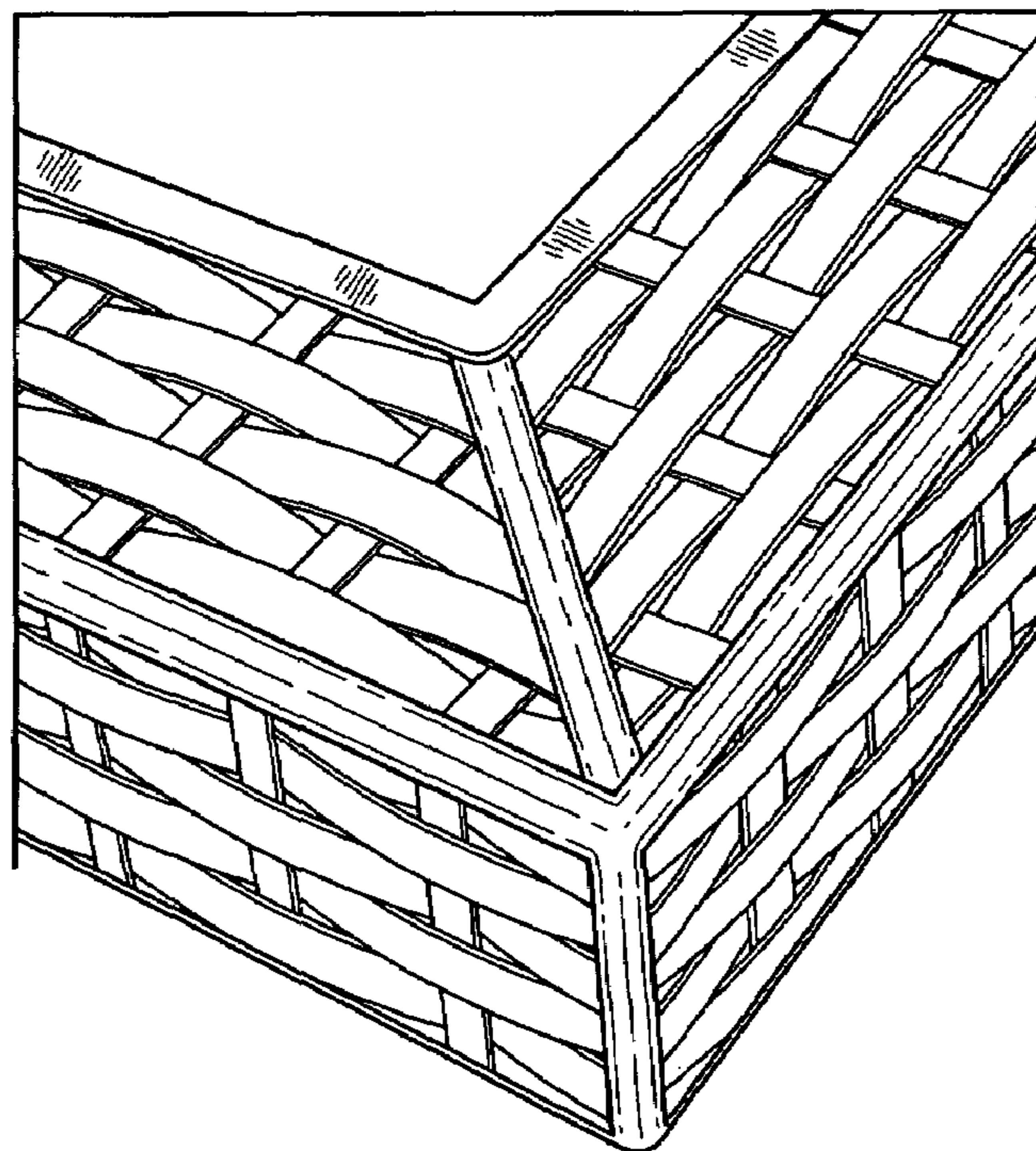


FIG. 2