



US00D580661S

(12) **United States Design Patent**
Belokin

(10) **Patent No.:** **US D580,661 S**

(45) **Date of Patent:** **** Nov. 18, 2008**

(54) **DISPLAY HOOK**

(75) Inventor: **Paul Belokin**, Denton County, TX (US)

(73) Assignee: **Displays by Martin Paul, Inc. Creative Center**, Denton, TX (US)

(**) Term: **14 Years**

(21) Appl. No.: **29/301,613**

(22) Filed: **Mar. 11, 2008**

Related U.S. Application Data

(62) Division of application No. 29/291,485, filed on Sep. 4, 2007.

(51) **LOC (8) Cl.** **08-06**

(52) **U.S. Cl.** **D6/315; D6/323; D6/328**

(58) **Field of Classification Search** D6/315-317, D6/320, 323, 328; D8/356, 367, 372, 373; 211/13.1, 30, 32, 59.1, 71.01, 85.3, 86.01, 211/106.01, 113, 118; 223/85-98; 248/68.1, 248/690-692

See application file for complete search history.

(56) **References Cited**

U.S. PATENT DOCUMENTS

3,900,110	A *	8/1975	Soroka	211/113
4,034,865	A *	7/1977	Batts et al.	211/118
4,071,146	A *	1/1978	Batts	211/106.01
D261,960	S *	11/1981	Mathews	D8/356
4,367,819	A *	1/1983	Lewis	211/59.1
D285,529	S *	9/1986	Huxhold et al.	D8/372
D297,412	S *	8/1988	Allen	D8/373
D321,990	S *	12/1991	Hernandez	D6/316
D324,960	S *	3/1992	Rodack	D6/320

5,265,737	A *	11/1993	Freeby	211/30
5,515,978	A *	5/1996	Moran	211/30
5,582,334	A *	12/1996	Blazer et al.	223/86
5,762,206	A *	6/1998	Leichter	211/32
6,145,675	A *	11/2000	Kass et al.	211/71.01
D459,626	S *	7/2002	Shea	D6/567
D489,252	S *	5/2004	Cheng	D8/372
6,789,687	B2 *	9/2004	Cramer	211/106.01

* cited by examiner

Primary Examiner—Stella M Reid

Assistant Examiner—Shanda C Hill

(74) *Attorney, Agent, or Firm*—Jack A. Kanz

(57) **CLAIM**

The ornamental design disclosed for display hook.

DESCRIPTION

FIG. 1 is a front perspective view of the first embodiment of a display hook showing my new design;

FIG. 2 is a right side elevational view thereof, the left side elevational view being a mirror image;

FIG. 3 is a rear elevational view thereof;

FIG. 4 is a front elevational view thereof;

FIG. 5 is a top plan view thereof;

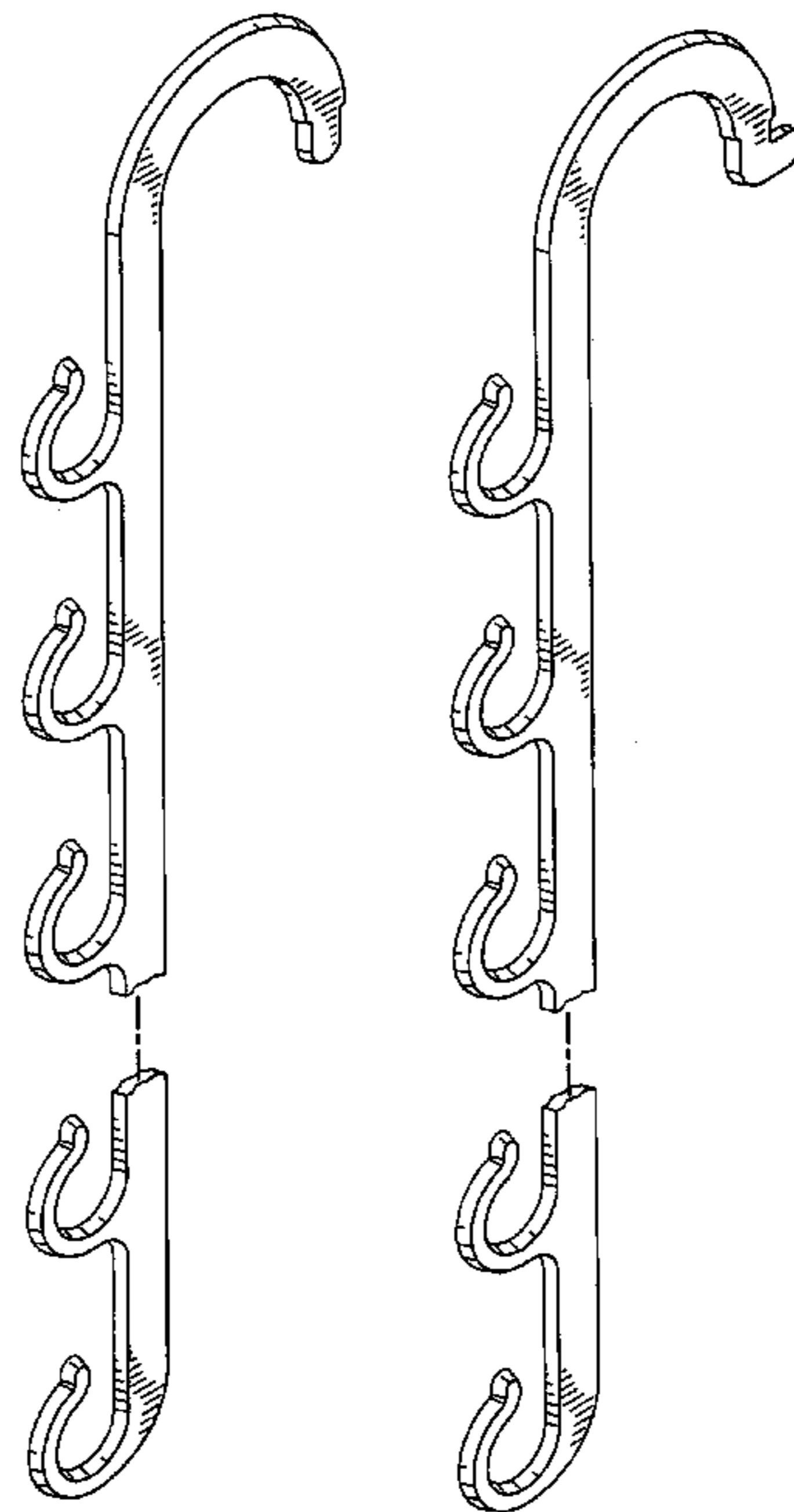
FIG. 6 is a bottom plan view thereof;

FIG. 7 is a front perspective view of the second embodiment of the display hook;

FIG. 8 is a right side elevational view thereof, the left side elevational view being a mirror image; and,

FIG. 9 is a front elevational view thereof.

1 Claim, 3 Drawing Sheets



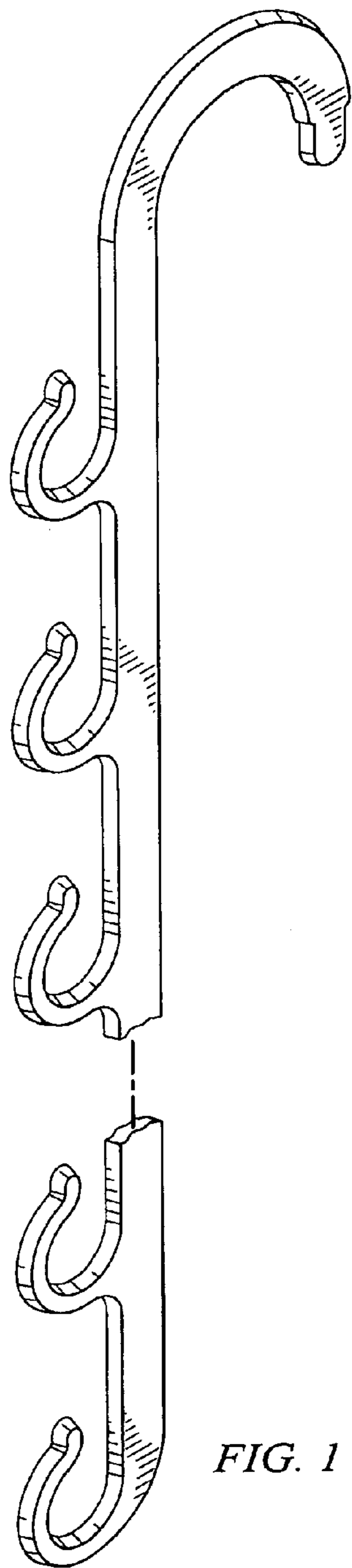


FIG. 1

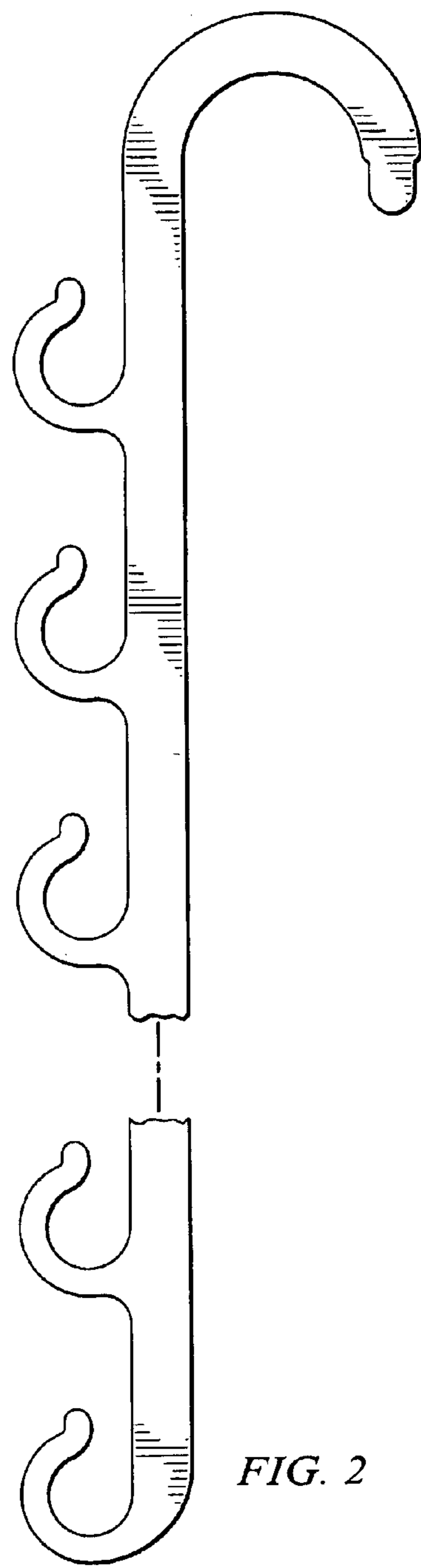


FIG. 2



FIG. 3

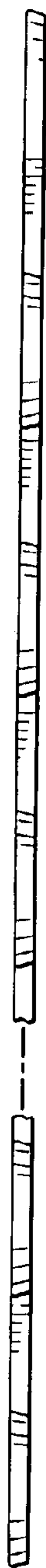


FIG. 4




FIG. 5



FIG. 6

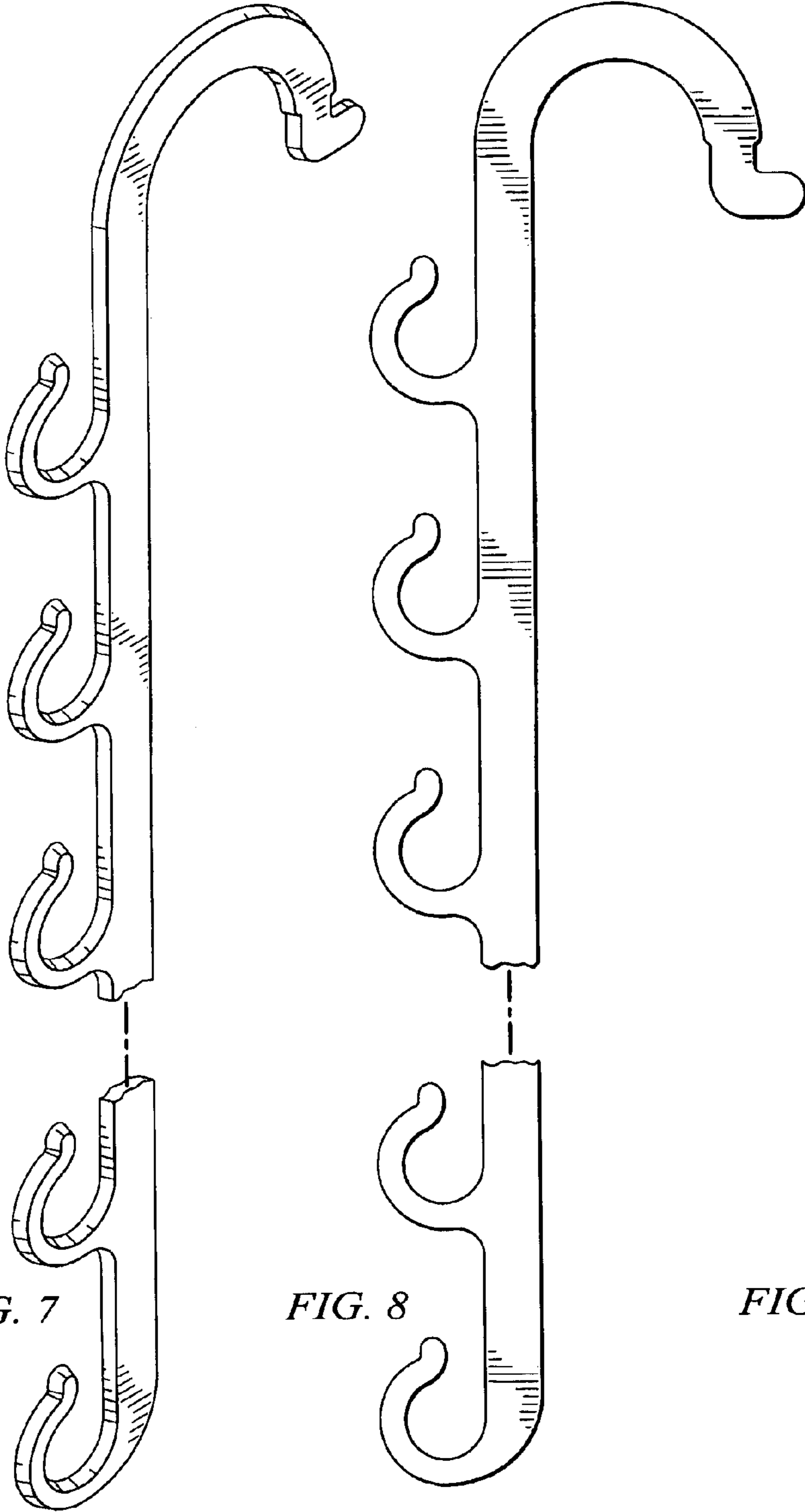


FIG. 7

FIG. 8

FIG. 9