



US00D580659S

(12) **United States Design Patent**
Zemel

(10) **Patent No.:** **US D580,659 S**

(45) **Date of Patent:** **** Nov. 18, 2008**

(54) **BASTING BRUSH WITH CONTOUR GRIP**

D455,559 S * 4/2002 Wang et al. D4/132
D458,760 S * 6/2002 Rowe et al. D4/127

(75) Inventor: **Marc Zemel**, Melville, NY (US)

FOREIGN PATENT DOCUMENTS

(73) Assignee: **Mr. Bar-B-Q-, Inc.**, Old Bethpage, NY (US)

JP 2008043417 A * 2/2008

* cited by examiner

(**) Term: **14 Years**

Primary Examiner—Cathron C Brooks

Assistant Examiner—Lavone D Tabor

(21) Appl. No.: **29/322,179**

(74) *Attorney, Agent, or Firm*—Seth Natter; Natter & Natter

(22) Filed: **Jul. 30, 2008**

(57) **CLAIM**

(51) **LOC (8) Cl.** **04-04**

The ornamental design for a basting brush with contour grip, as shown and described.

(52) **U.S. Cl.** **D4/138; D4/132**

(58) **Field of Classification Search** D4/132,
D4/135, 138; D7/393, 395, 401.2; D8/107,
D8/303, DIG. 4, DIG. 6, DIG. 7; 15/143.1,
15/168, 191.1, 192–194; 16/110.1, 430,
16/DIG. 12, DIG. 19

DESCRIPTION

See application file for complete search history.

FIG. 1 is a front elevation view of a basting brush with contour grip showing my new design;

FIG. 2 is a top plan view thereof;

FIG. 3 is a bottom view thereof;

FIG. 4 is a right side elevational view thereof; and,

FIG. 5 is a left side elevational view thereof.

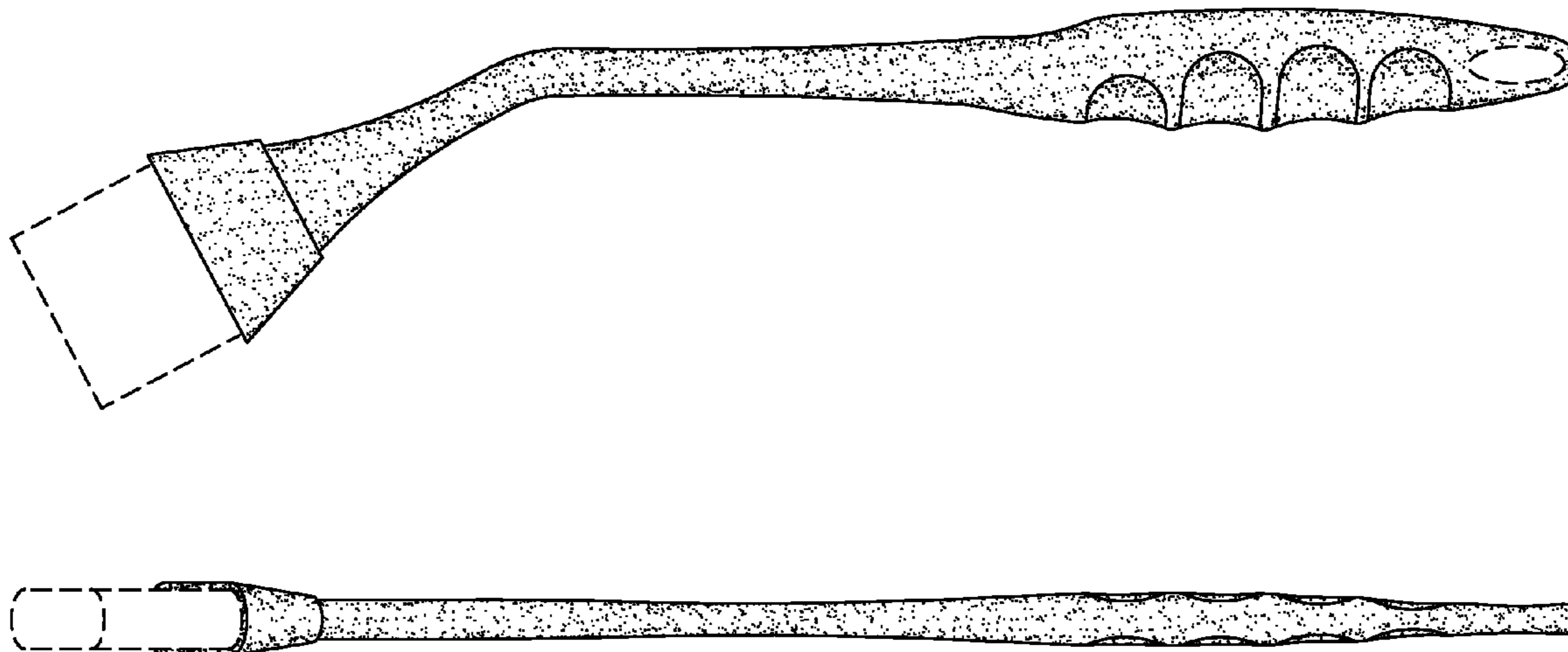
The rear elevational view comprises a mirror image of the front elevational view and the portions shown in dashed lines form no part of the claimed design.

(56) **References Cited**

U.S. PATENT DOCUMENTS

D167,775 S * 9/1952 Schmidt D4/132
D181,611 S * 12/1957 Schumann D4/127
2,834,037 A * 5/1958 Schumann 15/160
D212,668 S * 11/1968 Miller D4/132
D429,072 S * 8/2000 Winge D4/132

1 Claim, 1 Drawing Sheet



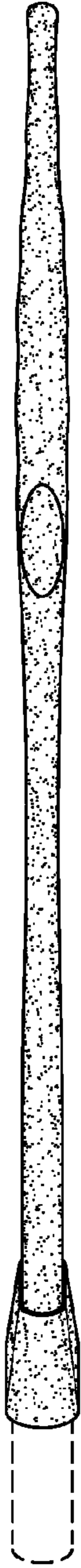


Fig. 2

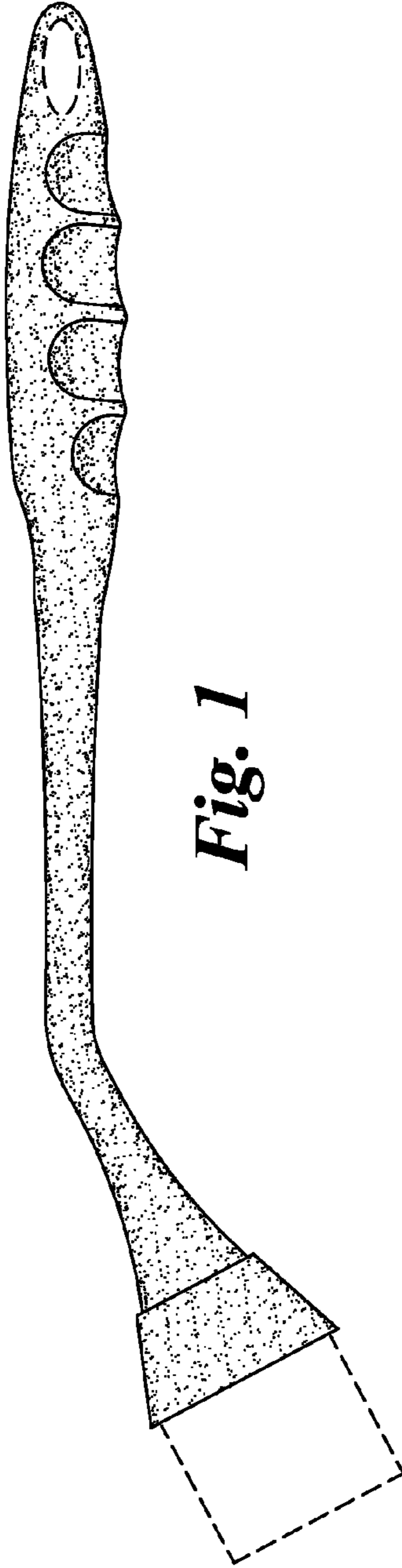


Fig. 1



Fig. 4



Fig. 5




Fig. 3