



US00D580646S

(12) **United States Design Patent**
Portzline

(10) **Patent No.:** **US D580,646 S**
(45) **Date of Patent:** **** Nov. 18, 2008**

(54) **PORTION OF A SHOE**
(75) Inventor: **Scott Portzline**, Portland, OR (US)
(73) Assignee: **Nike, inc.**, Beaverton, OR (US)
(**) Term: **14 Years**
(21) Appl. No.: **29/318,945**
(22) Filed: **May 30, 2008**

D523,619 S 6/2006 Mermet
D523,620 S 6/2006 Cass
D524,532 S 7/2006 Roulo
D528,284 S 9/2006 Cessor
D528,770 S 9/2006 Chang
D529,705 S 10/2006 Lupo
D532,195 S 11/2006 Rasmussen
D543,347 S 5/2007 Holmes
D572,459 S * 7/2008 Hatfield et al. D2/972

(51) **LOC (8) Cl.** **02-99**
(52) **U.S. Cl.** **D2/972**
(58) **Field of Classification Search** D2/902,
D2/906-908, 943, 944, 946, 969, 972-974;
36/45, 50.1, 77 M, 77 R, 83, 88, 113, 114,
36/126-131
See application file for complete search history.

OTHER PUBLICATIONS

Men's Nike Footwear Catalog, Holiday 1997, p. 36, published Mar. 1997.

(Continued)

Primary Examiner—Dominic Simone
(74) *Attorney, Agent, or Firm*—TraskBritt, P.C.

(56) **References Cited**

U.S. PATENT DOCUMENTS

D93,509 S 10/1934 Phifer
D172,742 S 8/1954 Doherty
D301,385 S * 6/1989 Weiner D2/908
D391,062 S 2/1998 Hatfield
D395,354 S * 6/1998 Avar D2/972
D413,196 S 8/1999 Hatfield
D474,011 S * 5/2003 Smith D2/972
D485,052 S 1/2004 Holmes
D491,346 S 6/2004 Roulo
D494,355 S 8/2004 Allen
D498,912 S 11/2004 Kuerbis
D499,876 S 12/2004 Lozano
D500,586 S 1/2005 Wozniak
D509,350 S 9/2005 Holmes
D510,477 S 10/2005 McDowell
D513,849 S 1/2006 Hull
D514,302 S * 2/2006 Young D2/972
D514,303 S 2/2006 Wahoske
D515,301 S * 2/2006 Gillespie D2/972
D520,226 S 5/2006 Lotti
D520,227 S 5/2006 Portzline
D522,225 S 6/2006 Holmes
D522,732 S 6/2006 Cooper
D523,222 S 6/2006 Savage

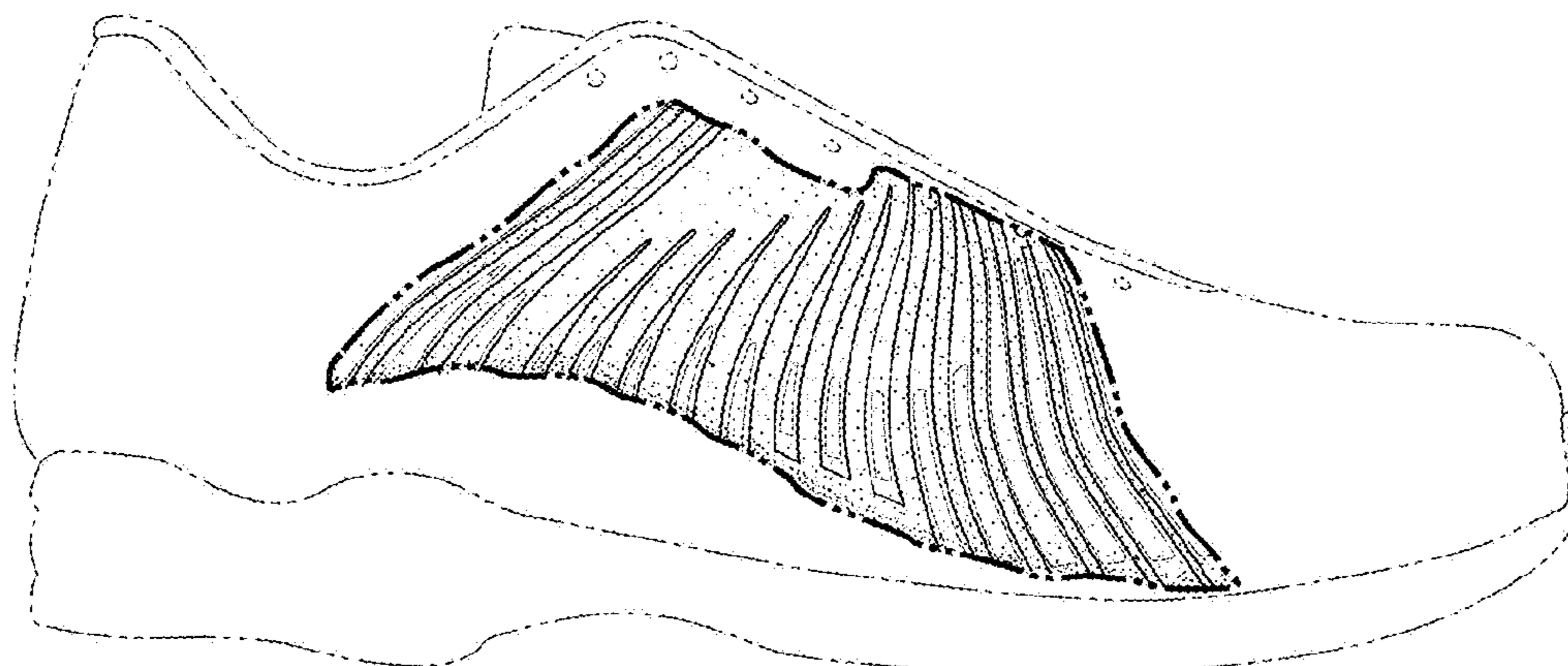
(57) **CLAIM**

The ornamental design for a portion of a shoe, as shown and described.

DESCRIPTION

FIG. 1 is a perspective view of a portion of a shoe showing my new design;
FIG. 2 is a side of the portion of a shoe shown in FIG. 1;
FIG. 3 is a front view of the portion of a shoe shown in FIG. 1;
FIG. 4 is a rear view of the portion of a shoe shown in FIG. 1; and,
FIG. 5 is a top view of the portion of a shoe shown in FIG. 1.
The uneven broken line immediately adjacent to the shaded area represents the bounds of the claimed design. All other uneven broken lines represent the remaining portion of the shoe. The uneven broken line representations in FIGS. 1-5 are for illustrative purposes only and form no part of the claimed design.

1 Claim, 2 Drawing Sheets



OTHER PUBLICATIONS

Women's/Kids' Nike Footwear Catalog, Fall 1998, p. 6, published Nov. 1997.

Men's Nike Footwear Catalog, Late Spring 1999, pp. M11, 50, published Sep. 1998.

Men's Nike Footwear Catalog, Late Spring 2001, p. 135, published Sep. 2000.

Women's Nike Footwear Catalog, Late Spring 2001, p. 30, published Sep. 2000.

Men's Nike Footwear Catalog, Fall 2001, pp. 30, 33, published Nov. 2000.

Men's Nike Footwear Catalog, Late Spring 2002, pp. 16, 38, published Sep. 2001s.

Men's Nike Footwear Catalog, Late Spring 2003, pp. 4, 5 published Sep. 2002.

Men's Nike Footwear Catalog, Spring 2004, p. 31, published Jun. 2003.

Women's/Kids' Nike Footwear Catalog, Spring 2004, p. 8, published Jun. 2003.

Men's Nike Footwear Catalog, Fall 2004, p. 3, published Nov. 2003.

Nike Footwear Catalog, Late Spring 2005, p. 144, published Sep. 2004.

Nike Footwear Catalog, Fall 2005, pp. 112, 117, published Nov. 2004.

Nike Footwear Catalog, Holiday 2005, pp. 52, 126, published Mar. 2005.

Nike Footwear Catalog, Spring 2006, pp. 55, 130, 145, published Jun. 2005.

Nike Footwear Catalog, Fall 2006, pp. 55, 155, published Nov. 2005.

Nike Footwear Catalog, Summer 2007, pp. 162, 244, Sep. 2006.

Nike Footwear Catalog, Holiday 2007, p. 206, Feb. 2007.

* cited by examiner

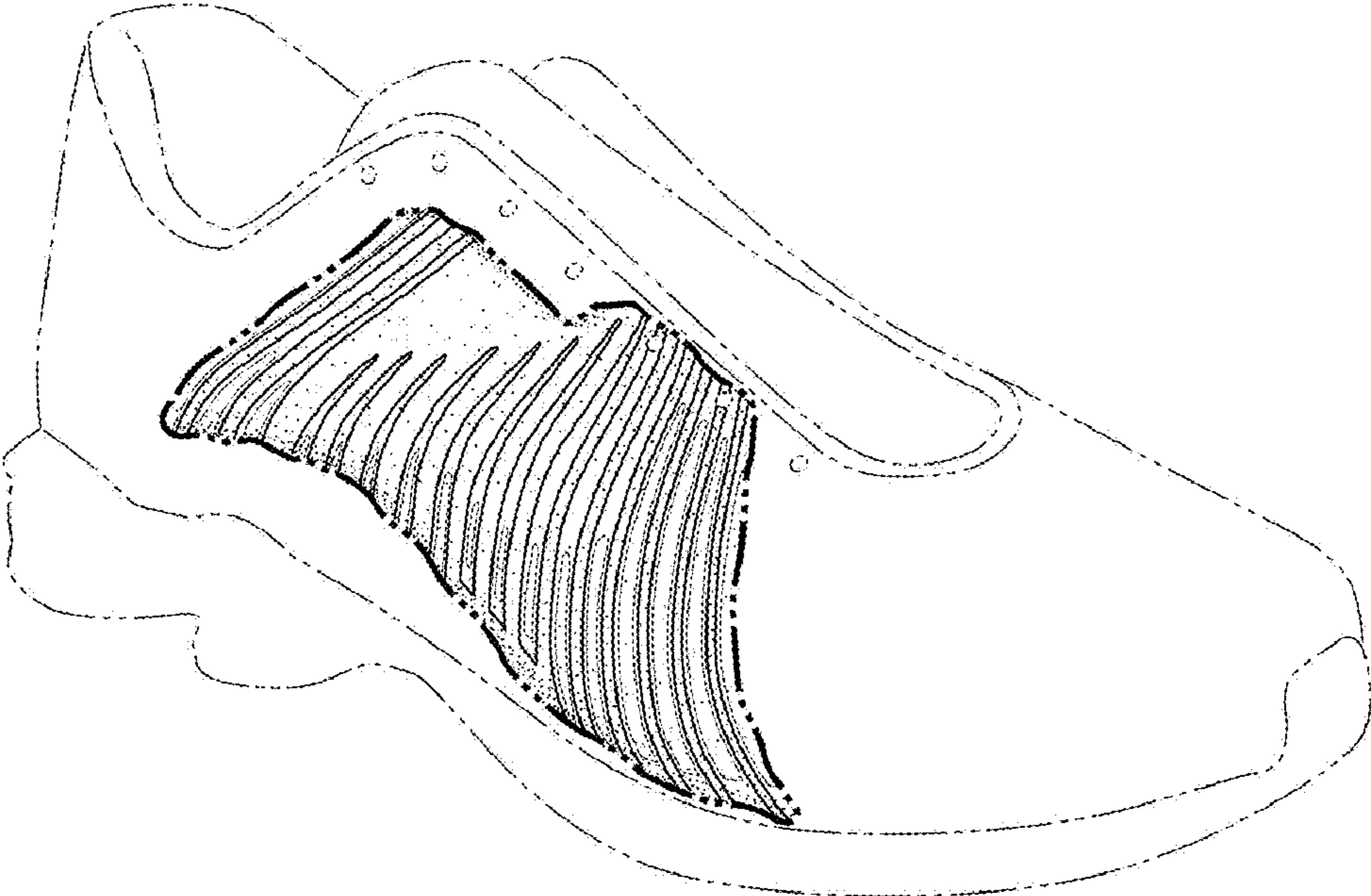


FIG. 1

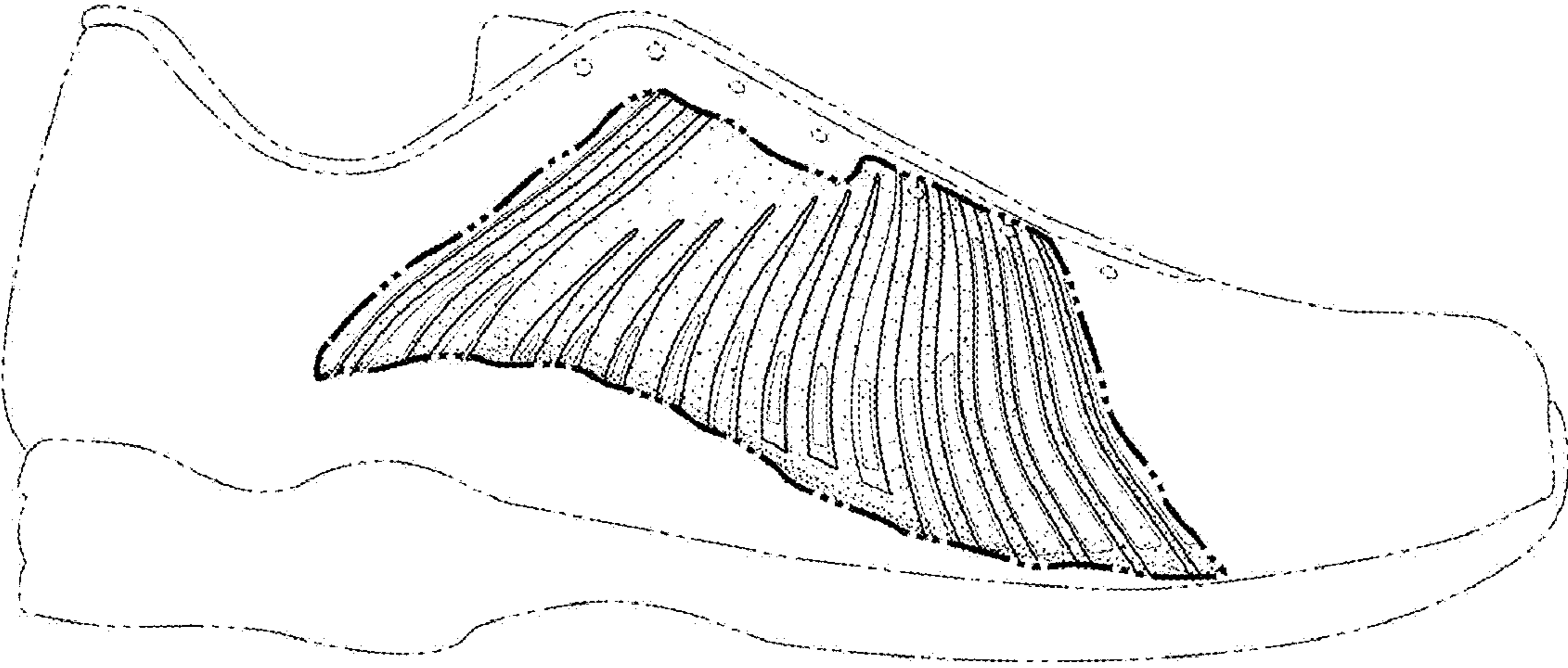


FIG. 2

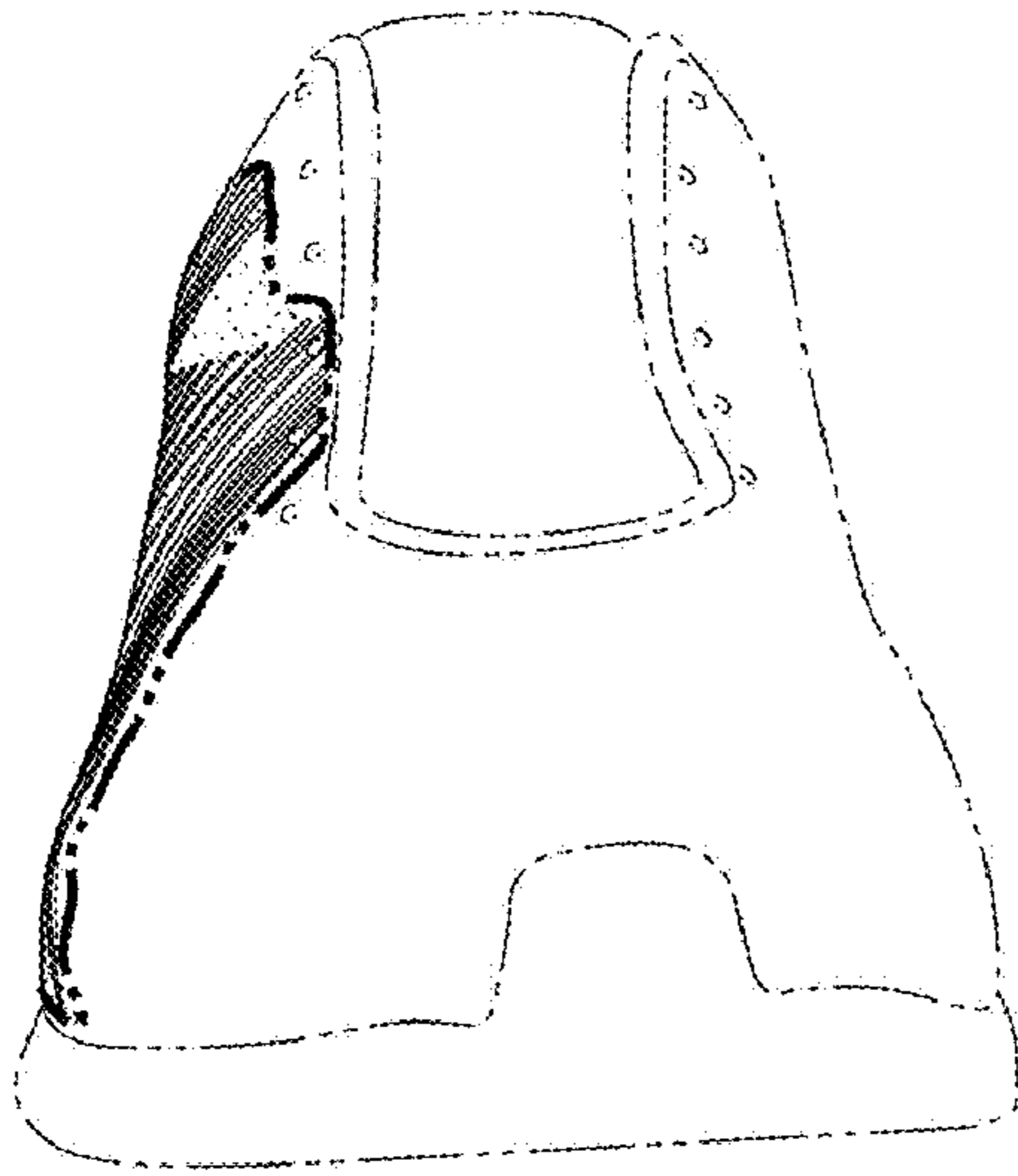


FIG. 3

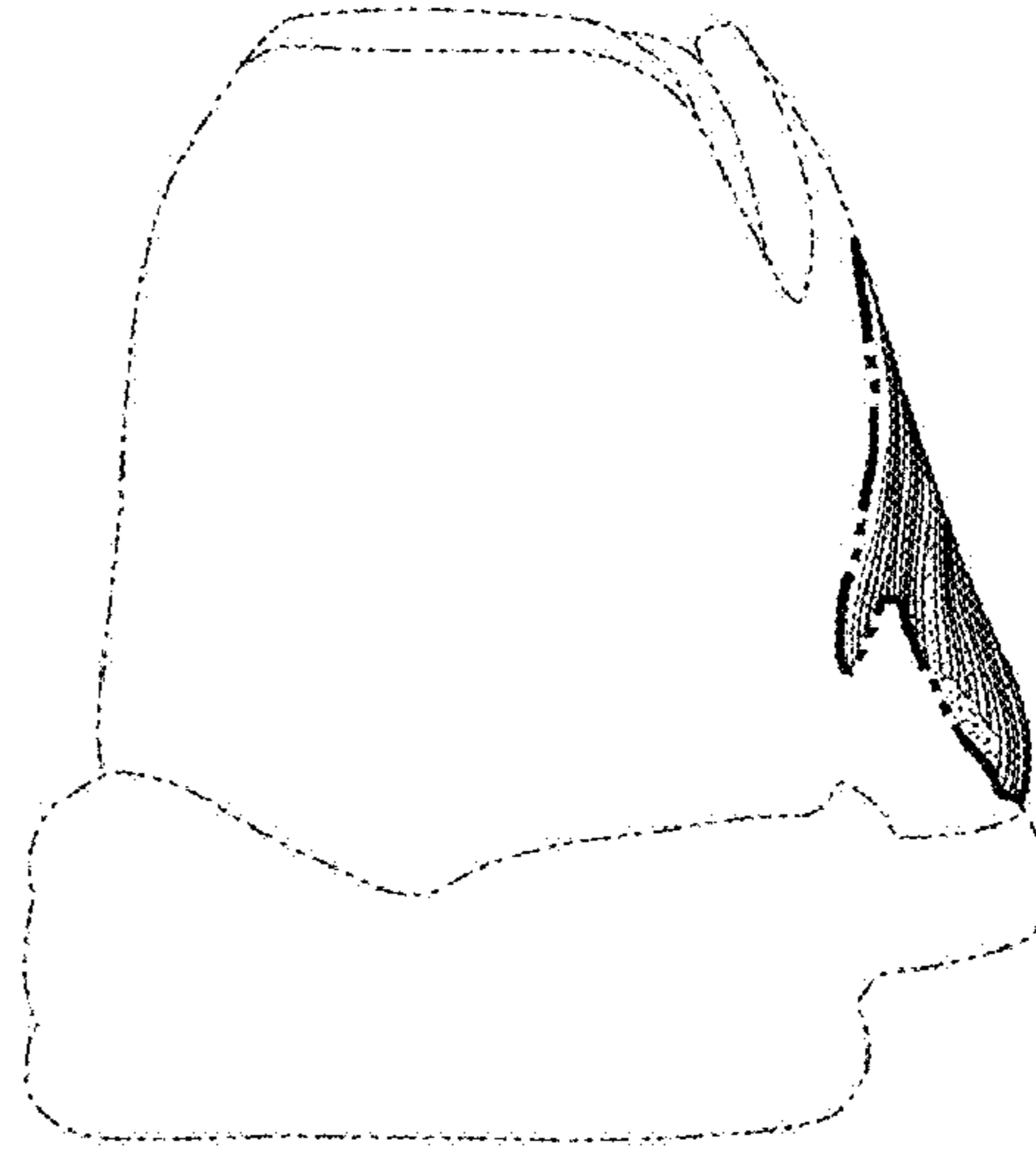


FIG. 4

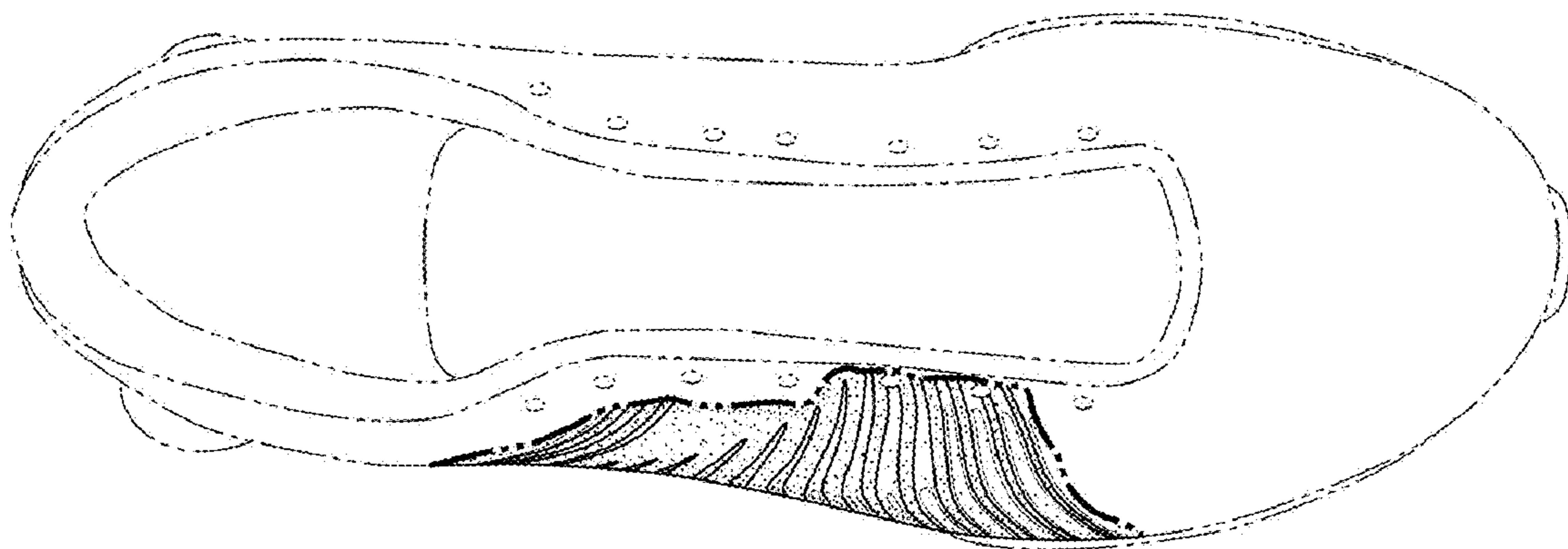


FIG. 5