



US00D580643S

(12) **United States Design Patent**
Guers-Neyraud

(10) **Patent No.:** **US D580,643 S**

(45) **Date of Patent:** **** Nov. 18, 2008**

(54) **HEEL FOR FOOTWEAR**

(75) Inventor: **Elisabeth Guers-Neyraud**, London (GB)

(73) Assignee: **J. Choo Limited**, London (GB)

(**) Term: **14 Years**

(21) Appl. No.: **29/289,518**

(22) Filed: **Jul. 23, 2007**

(51) **LOC (8) Cl.** **02-04**

(52) **U.S. Cl.** **D2/965; D2/966**

(58) **Field of Classification Search** D2/925,
D2/926, 927, 928, 929, 930, 931, 932, 933,
D2/934, 935, 936, 937, 938, 939, 940, 941,
D2/942, 943, 965, 966; 36/34 R, 35 R, 36 R,
36/36 A, 36 B, 36 C, 37, 38, 35 A, 35 B
See application file for complete search history.

(56) **References Cited**

U.S. PATENT DOCUMENTS

D93,479 S *	10/1934	Kean	D2/966
D94,046 S *	12/1934	Nutt	D2/966
D99,834 S *	5/1936	Troy	D2/939
D121,671 S *	7/1940	Cocozella	D2/965
D122,123 S *	8/1940	Korda	D2/966
D122,124 S *	8/1940	Korda	D2/966
2,284,326 A *	5/1942	Korda	36/34 A
D149,073 S *	3/1948	Levin	D2/939
D152,568 S *	2/1949	Sandler	D2/927
D166,385 S *	4/1952	Gazda	D2/966
D174,355 S *	3/1955	Simon	D2/966
D176,384 S *	12/1955	Silber	D2/966
D176,385 S *	12/1955	Silber	D2/966
D190,221 S *	5/1961	Fablan	D2/966
3,025,616 A *	3/1962	Joiner	36/24.5
D193,087 S *	6/1962	Levine	D2/930
D194,204 S *	12/1962	Taicher	D2/966
3,086,302 A *	4/1963	Sultan	36/34 A
D199,388 S *	10/1964	Akiyasu	D2/966

3,200,518 A *	8/1965	Rasmussen	36/34 R
3,514,879 A *	6/1970	Frattallone	36/42
D278,094 S *	3/1985	Rousian	D2/966
D452,772 S *	1/2002	Jacobs	D2/941
D513,846 S *	1/2006	Choi	D2/971
D563,638 S *	3/2008	Guers-Neyraud	D2/965
D568,033 S *	5/2008	Choi	D2/940

OTHER PUBLICATIONS

U.S. Des. Appl. No. 29/289,516, filed on Jul. 23, 2007.
U.S. Des. Appl. No. 29/289,288, filed on Jul. 12, 2007.
U.S. Des. Appl. No. 29/271,847, filed on Jan. 26, 2007.

* cited by examiner

Primary Examiner—Ian Simmons

Assistant Examiner—Elizabeth J Oswecki

(74) *Attorney, Agent, or Firm*—Fross Zelnick Lehrman & Zissu, P.C.; Lawrence E. Apolzon, Esq.

(57) **CLAIM**

The ornamental design for a heel for footwear, as shown and described.

DESCRIPTION

FIG. 1 is a front perspective view of a heel for footwear showing my new design;

FIG. 2 is a left side view thereof;

FIG. 3 is a right side view thereof;

FIG. 4 is a front view thereof;

FIG. 5 is a rear view thereof;

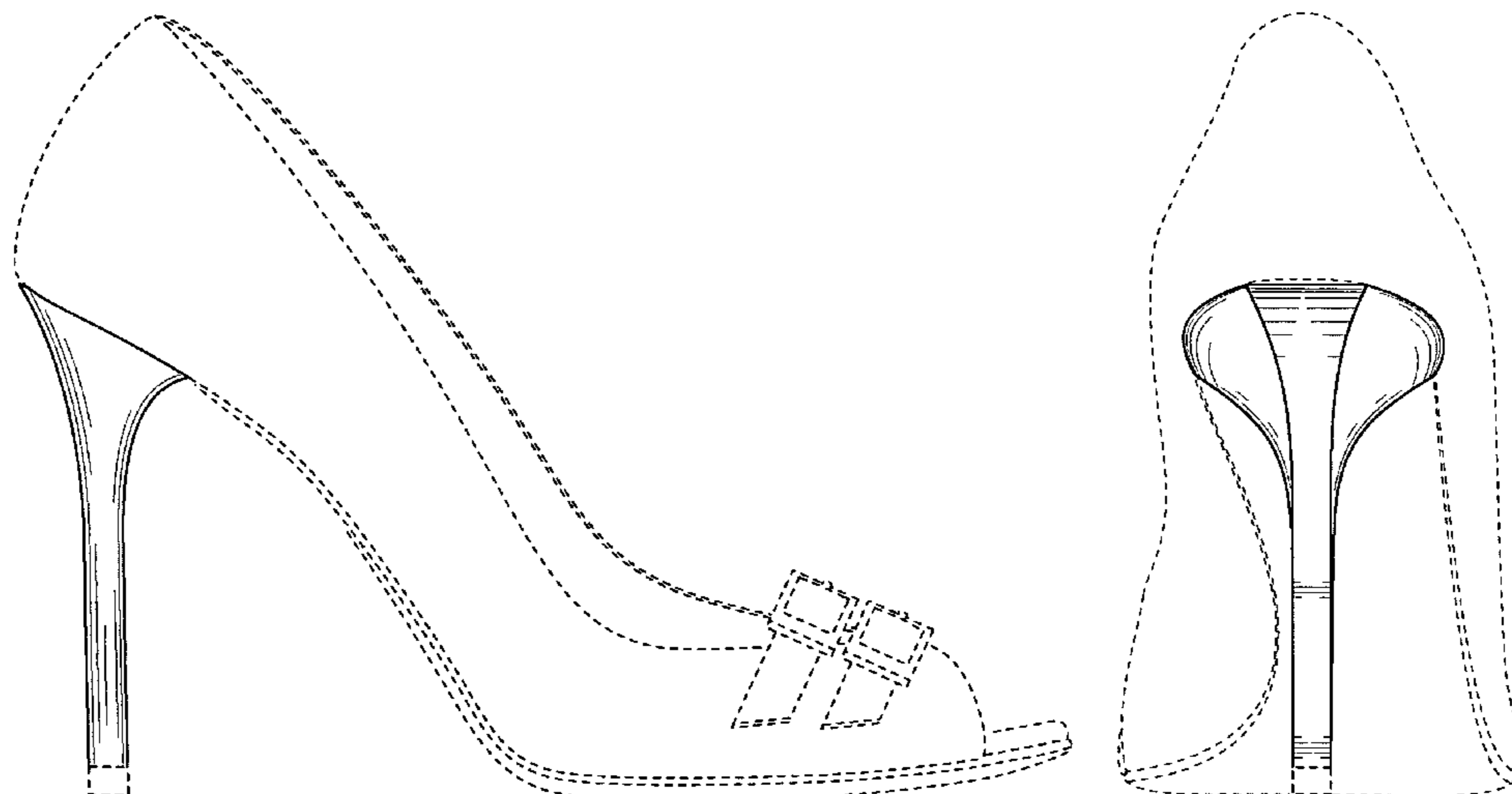
FIG. 6 is a top plan view thereof;

FIG. 7 is a bottom plan view thereof; and,

FIG. 8 is a bottom perspective view thereof.

The broken line showing of the body of shoe, sole, footbed, straps, buckles, and heel cap is for illustrative purposes only and forms no part of the claimed design.

1 Claim, 8 Drawing Sheets



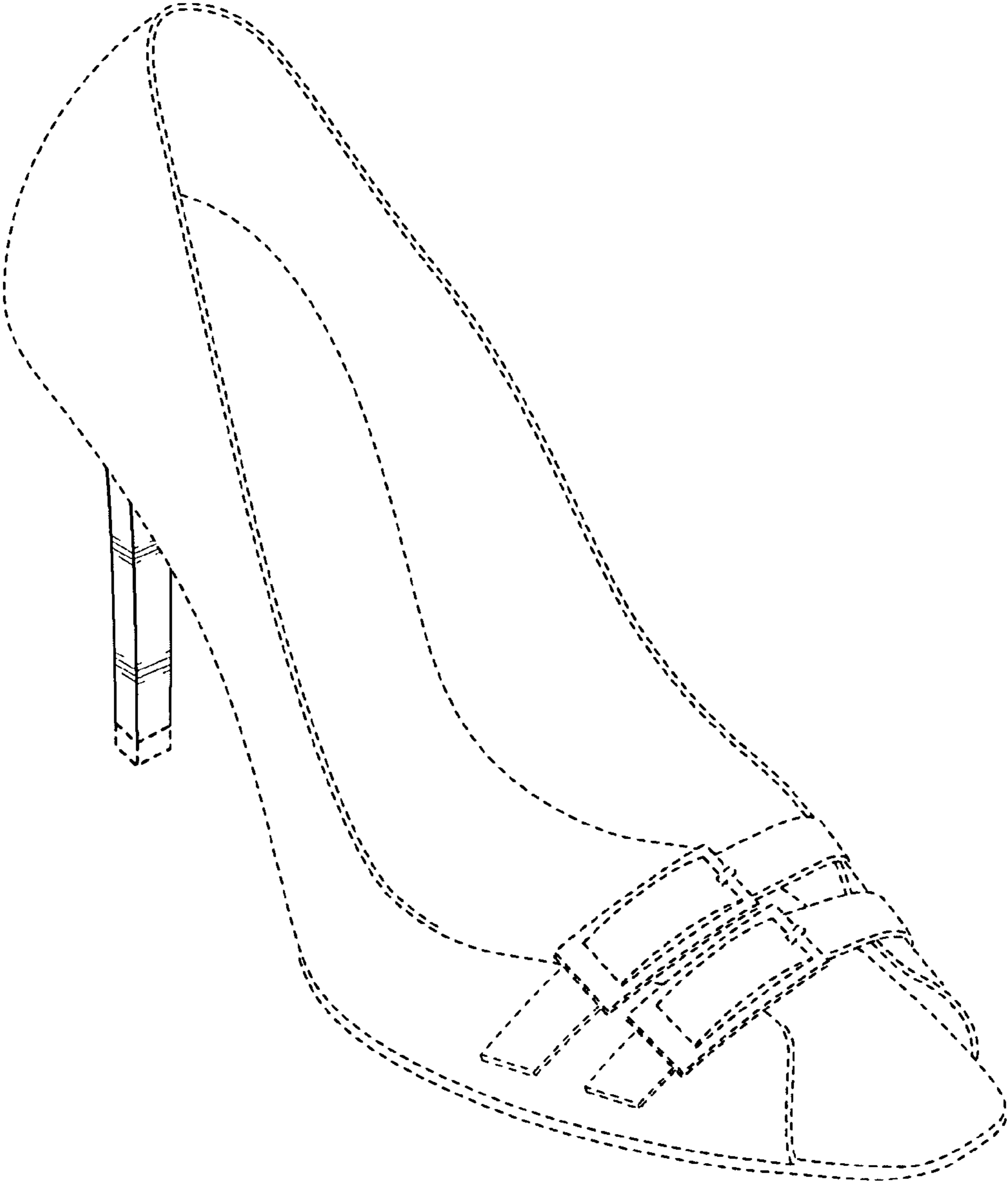


FIG. 1

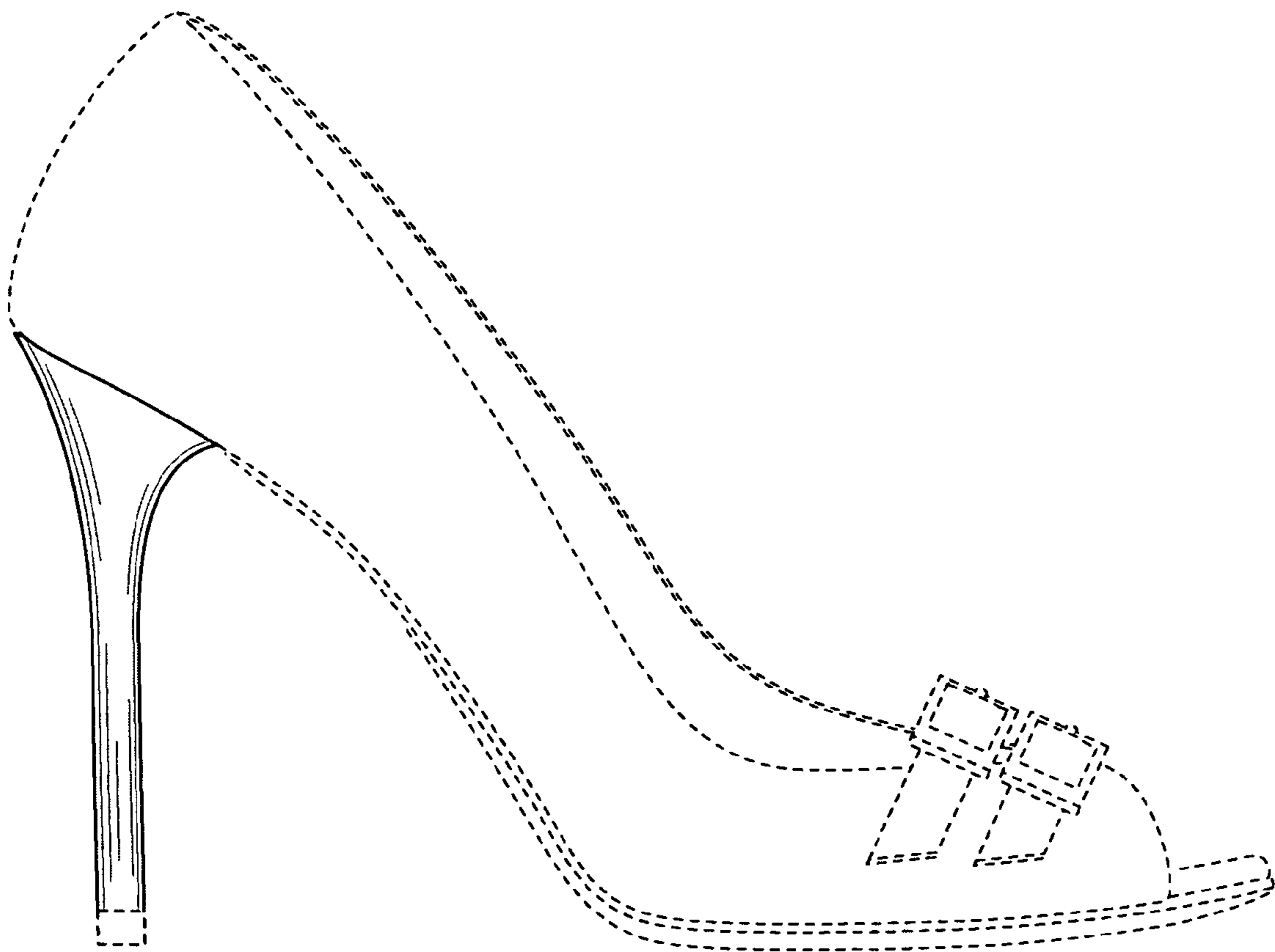


FIG. 2



FIG. 3

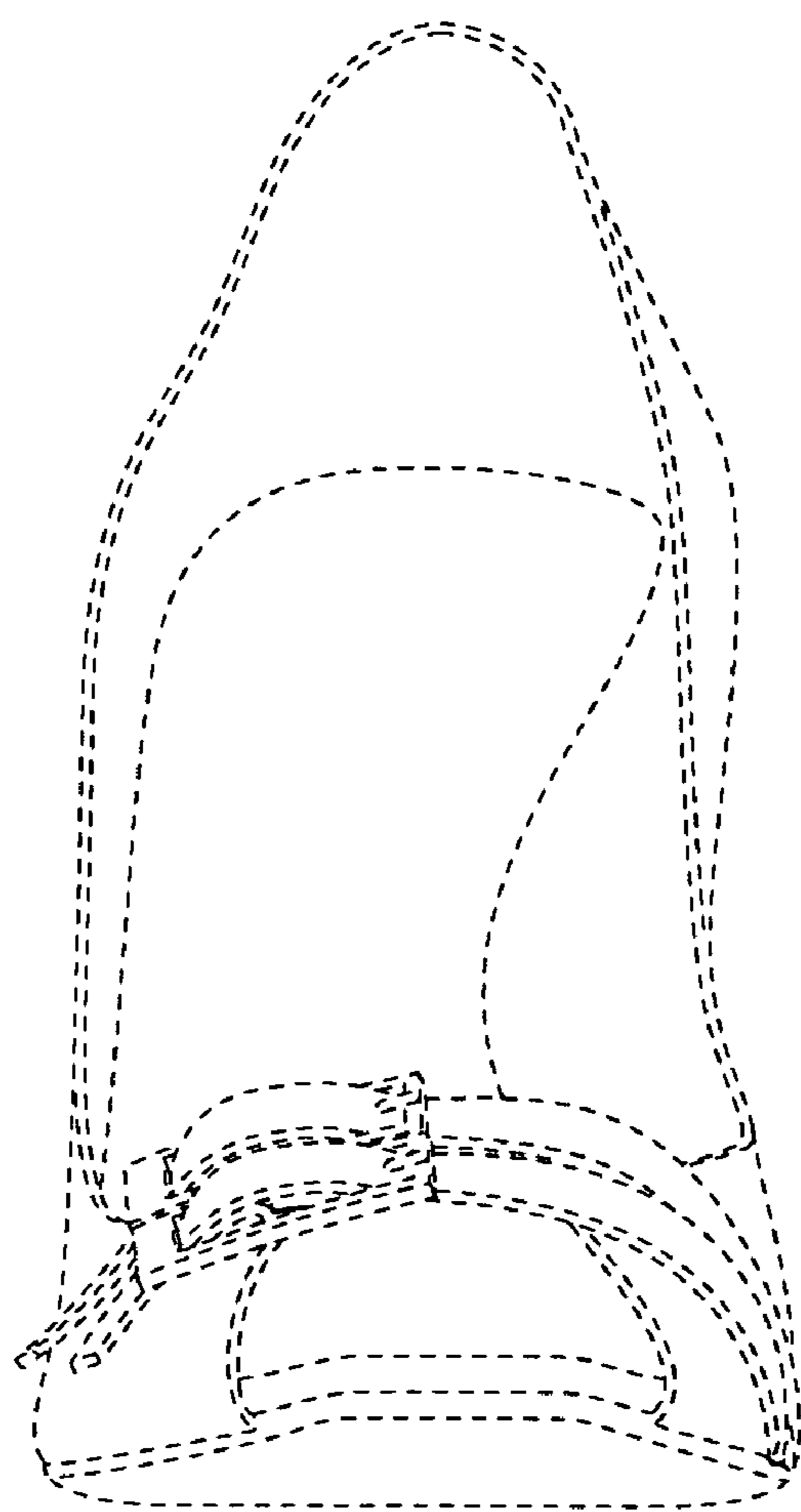


FIG. 4

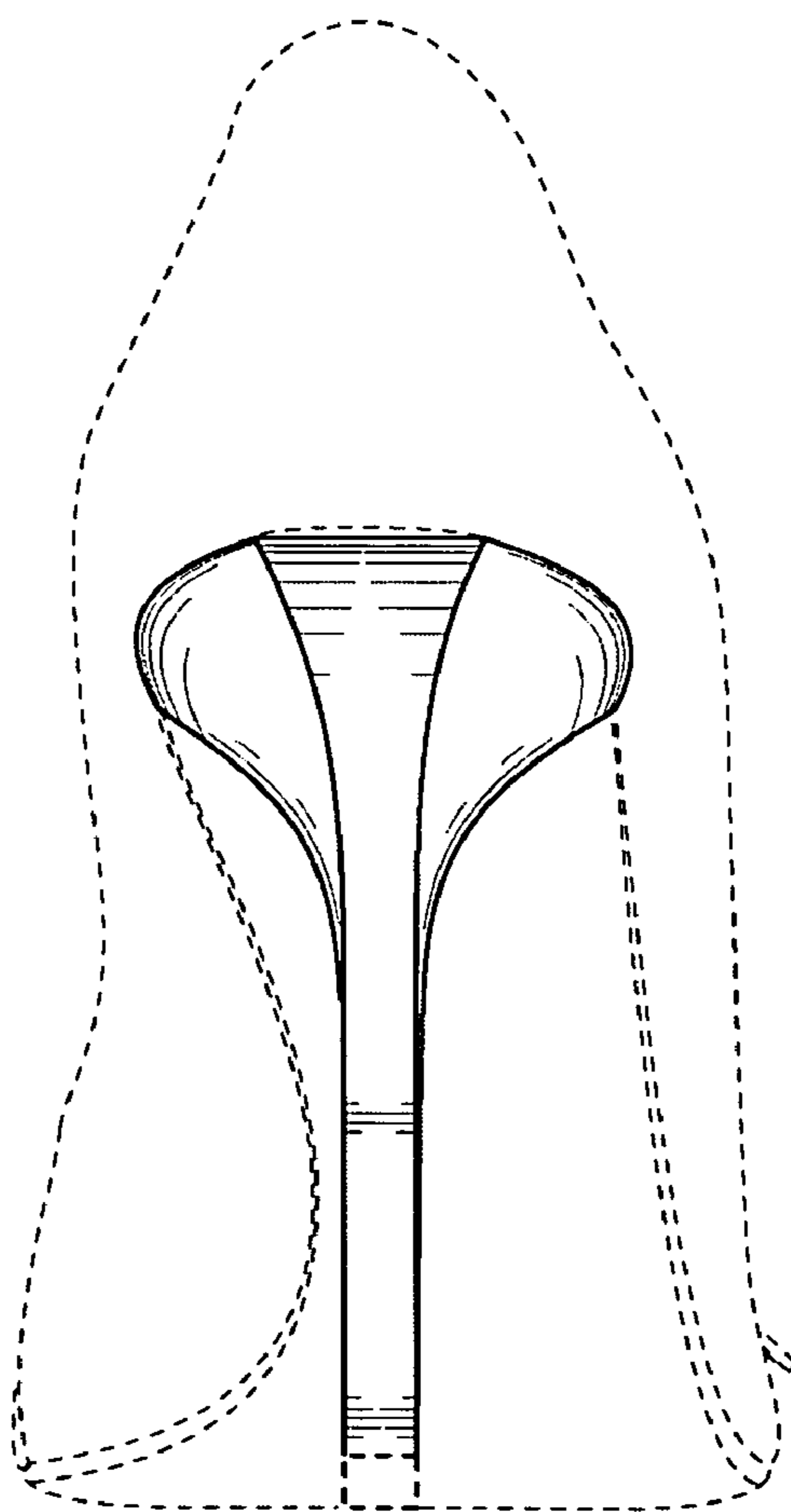


FIG. 5

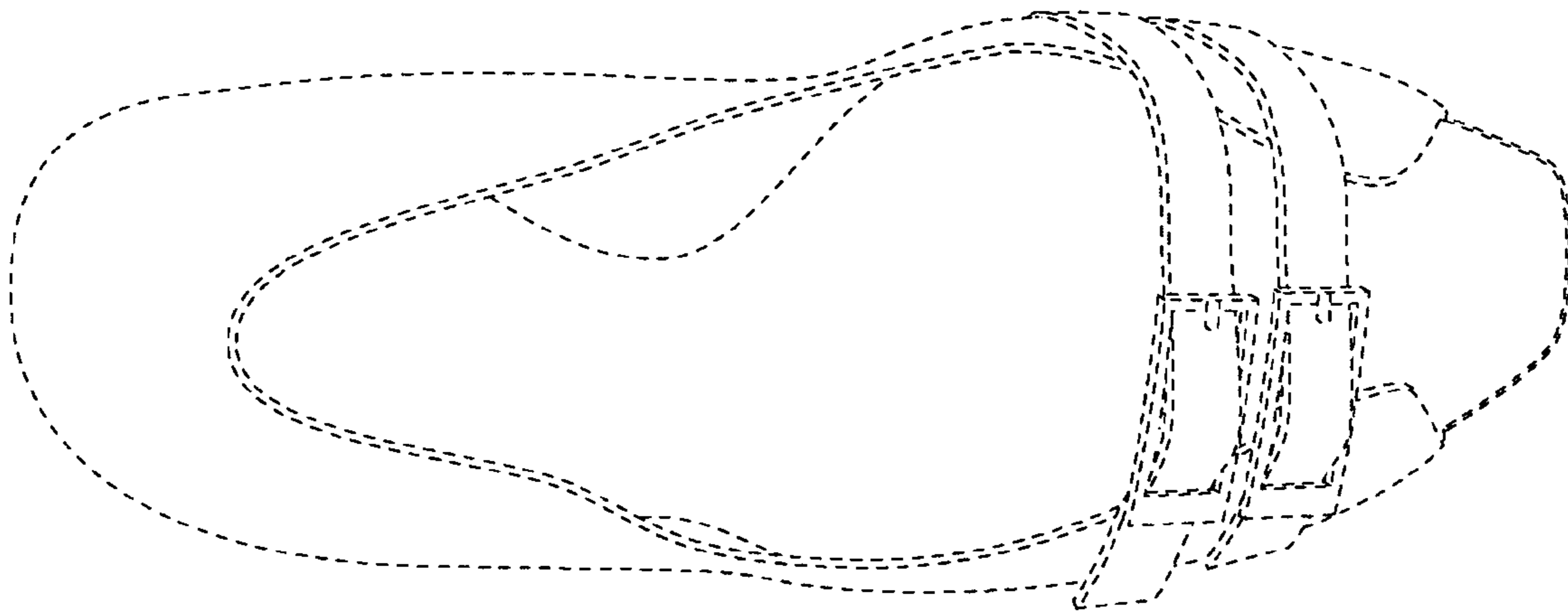


FIG. 6

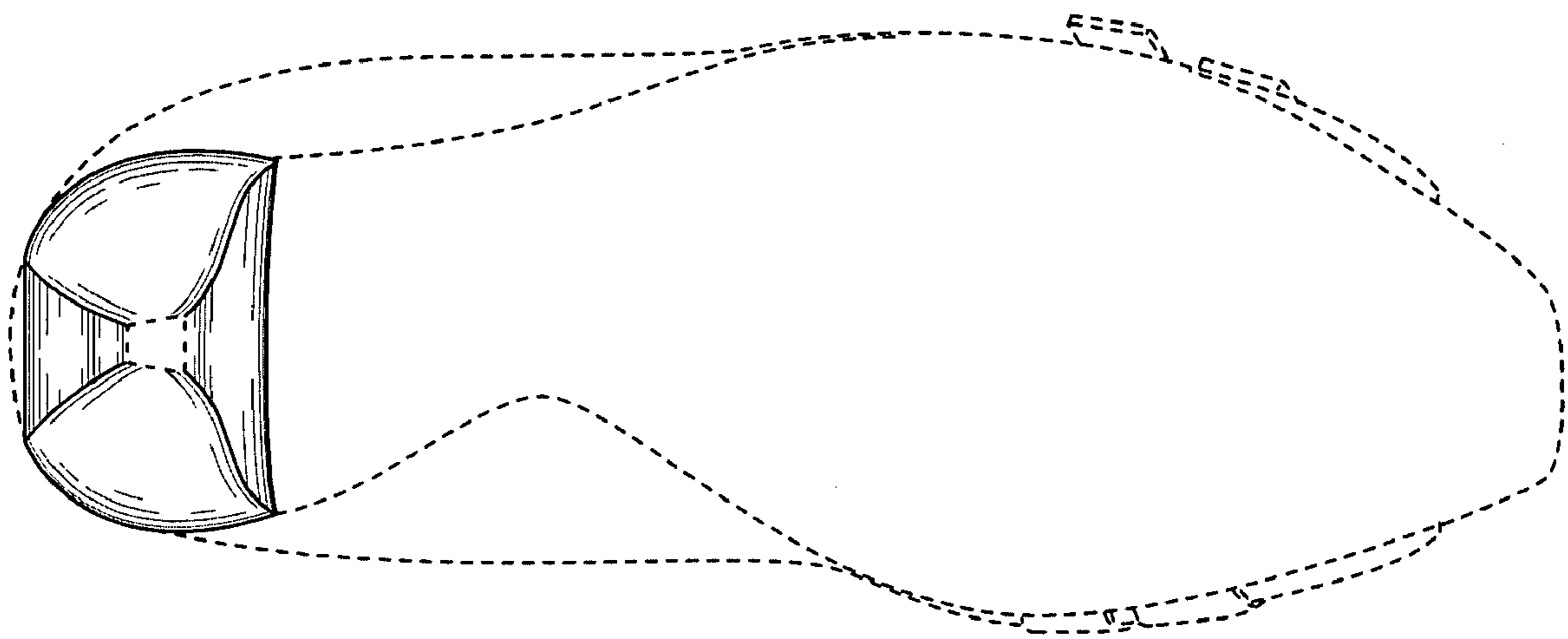


FIG. 7

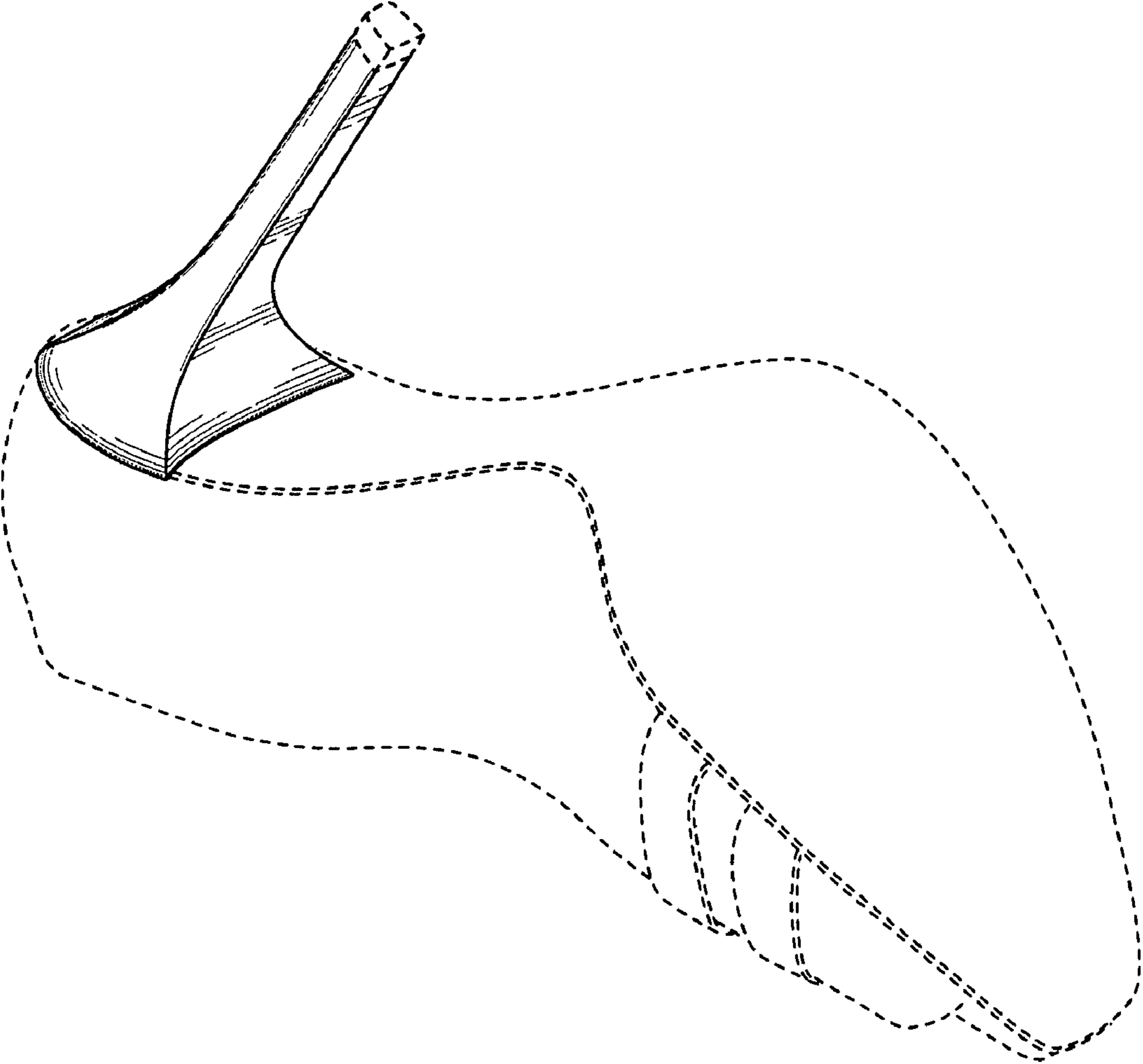


FIG. 8