



US00D580640S

(12) **United States Design Patent**  
**Wurzburg**

(10) **Patent No.:** **US D580,640 S**

(45) **Date of Patent:** **\*\* Nov. 18, 2008**

(54) **FOOT CUSHION**

(76) **Inventor:** **Amanda Wurzburg**, 6045 Wild Maple  
Cove, Memphis, TN (US) 38120

(\*\*) **Term:** **14 Years**

(21) **Appl. No.:** **29/283,131**

(22) **Filed:** **Aug. 7, 2007**

(51) **LOC (8) Cl.** ..... **02-04**

(52) **U.S. Cl.** ..... **D2/961; D2/946**

(58) **Field of Classification Search** ..... D2/914,  
D2/915, 946, 947, 948, 950, 951, 952, 953,  
D2/954, 955, 956, 960, 961, 964, 965, 967,  
D2/968, 969, 971; D24/124, 125, 126, 189;  
36/24.4, 25 R, 28, 29, 34 R, 35 R, 36 R, 27,  
36/43, 44, 55, 71

See application file for complete search history.

(56) **References Cited**

**U.S. PATENT DOCUMENTS**

1,164,177	A *	12/1915	Eaton	.....	36/82
1,667,159	A *	4/1928	Jones	.....	36/37
1,670,811	A *	5/1928	Jones	.....	36/145
D83,189	S *	2/1931	Crossman et al.	.....	D2/953
3,650,025	A *	3/1972	McLaughlin et al.	.....	29/882
D300,084	S *	3/1989	Ito et al.	.....	D2/961
D337,651	S *	7/1993	Kilbey	.....	D24/171
D396,341	S *	7/1998	Lozano et al.	.....	D2/961
D397,238	S *	8/1998	Lozano et al.	.....	D2/961
D399,965	S *	10/1998	Laughlin et al.	.....	D24/189
D406,465	S *	3/1999	Barton et al.	.....	D4/138
D414,024	S *	9/1999	Kress et al.	.....	D2/961

D416,668	S *	11/1999	Witjes	.....	D2/947
D422,782	S *	4/2000	Kress et al.	.....	D2/961
6,338,207	B1 *	1/2002	Chang	.....	36/29
D473,079	S *	4/2003	Barry	.....	D6/486
D496,526	S *	9/2004	Grisoni et al.	.....	D2/961
D516,727	S *	3/2006	Neri	.....	D24/189
D531,790	S *	11/2006	Wurzburg	.....	D2/961
2004/0025377	A1 *	2/2004	Brannon	.....	36/59 R
2006/0026868	A1 *	2/2006	Grisoni et al.	.....	36/71
2007/0289163	A1 *	12/2007	Weiss	.....	36/44

\* cited by examiner

*Primary Examiner*—Stella M. Reid

*Assistant Examiner*—Elizabeth J Oswecki

(74) *Attorney, Agent, or Firm*—Thomas, Kayden,  
Horstemeyer & Risley, LLP

(57) **CLAIM**

The ornamental design for a foot cushion, as shown and described.

**DESCRIPTION**

FIG. 1 is a perspective view of a foot cushion, showing my new;

FIG. 2 is a front view thereof;

FIG. 3 is a back view thereof; and

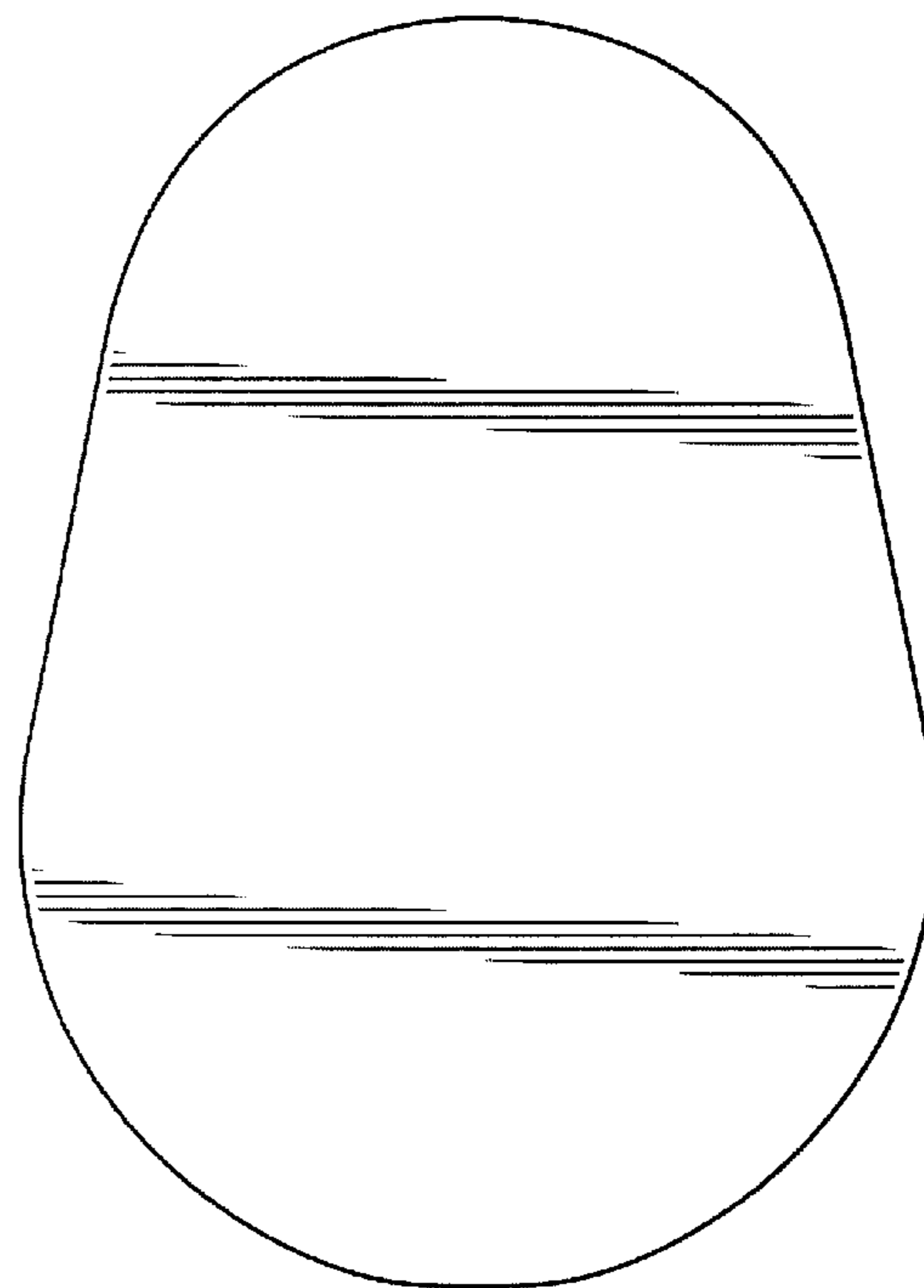
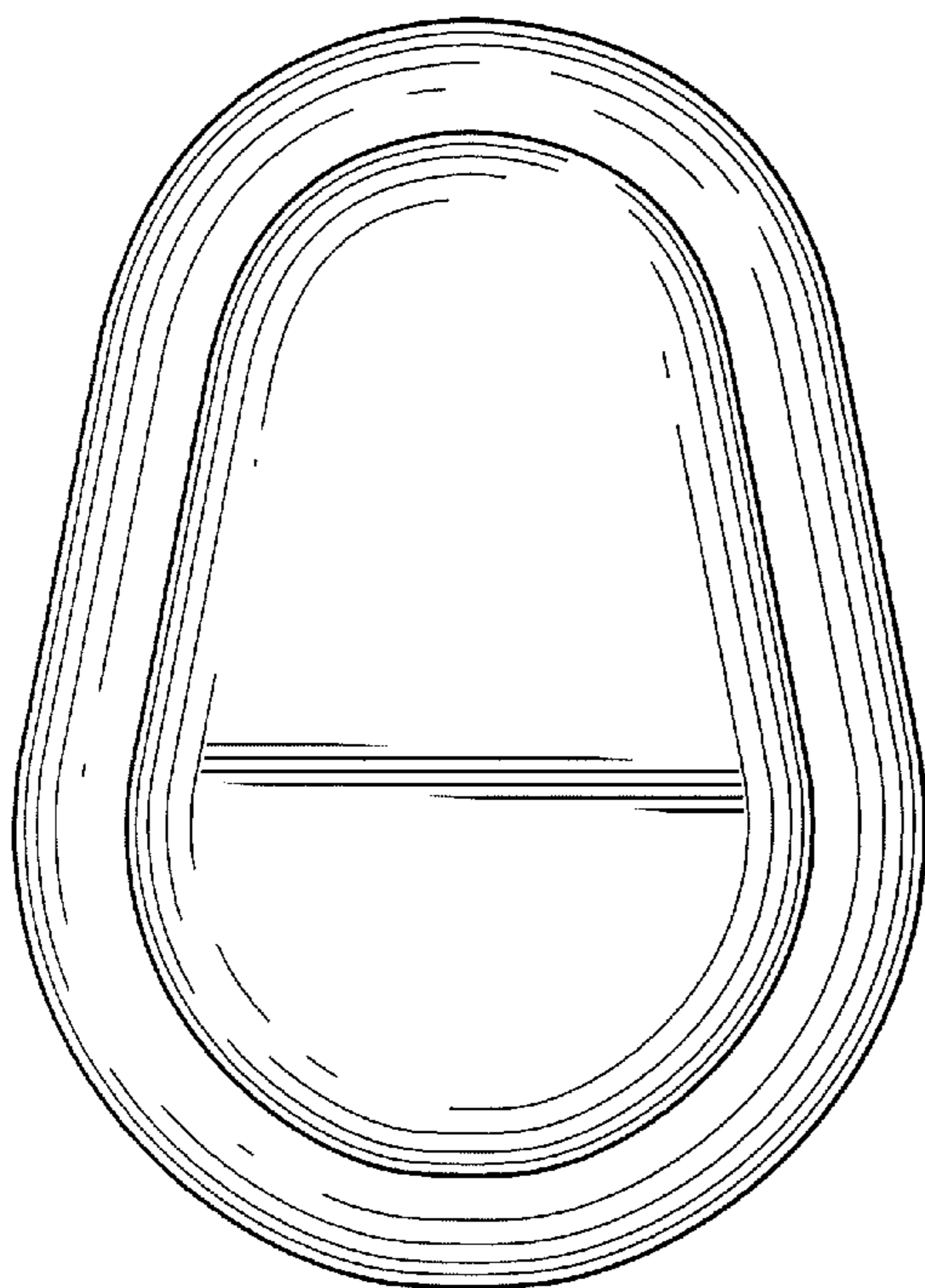
FIG. 4 is a right side view thereof,

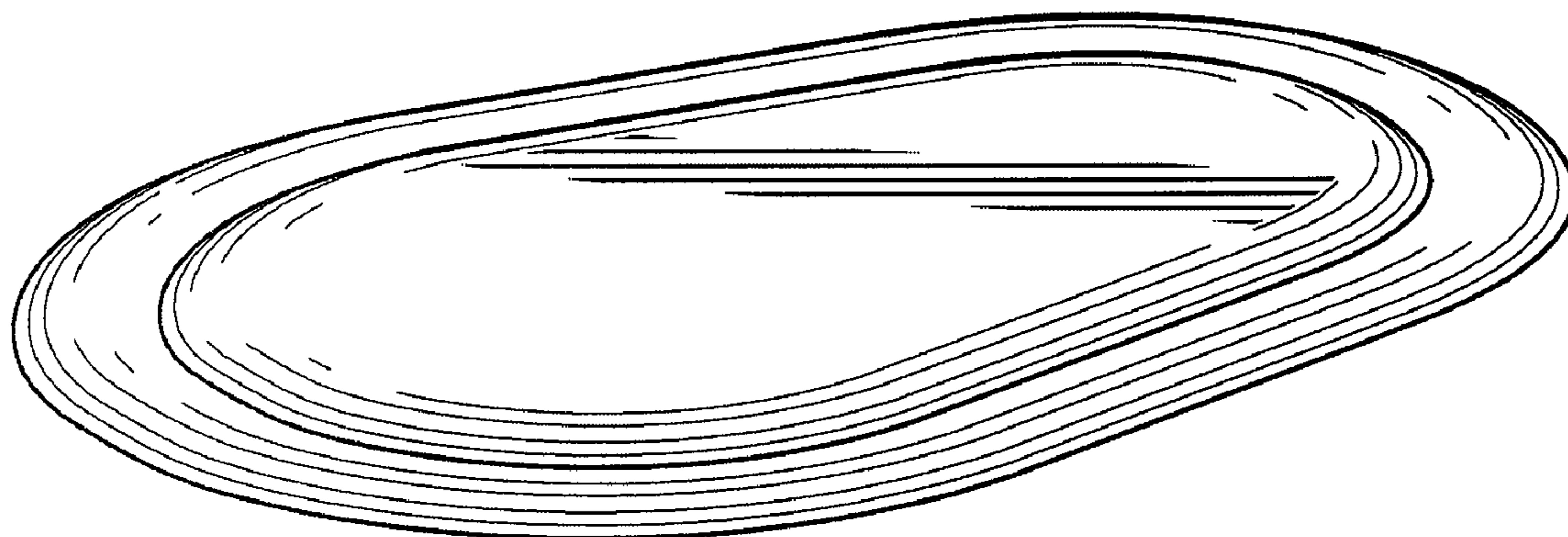
FIG. 5 is a left side view thereof,

FIG. 6 is a top plan side view thereof; and,

FIG. 7 is a bottom plan view thereof.

**1 Claim, 3 Drawing Sheets**







**Fig. 1**




**Fig. 2**



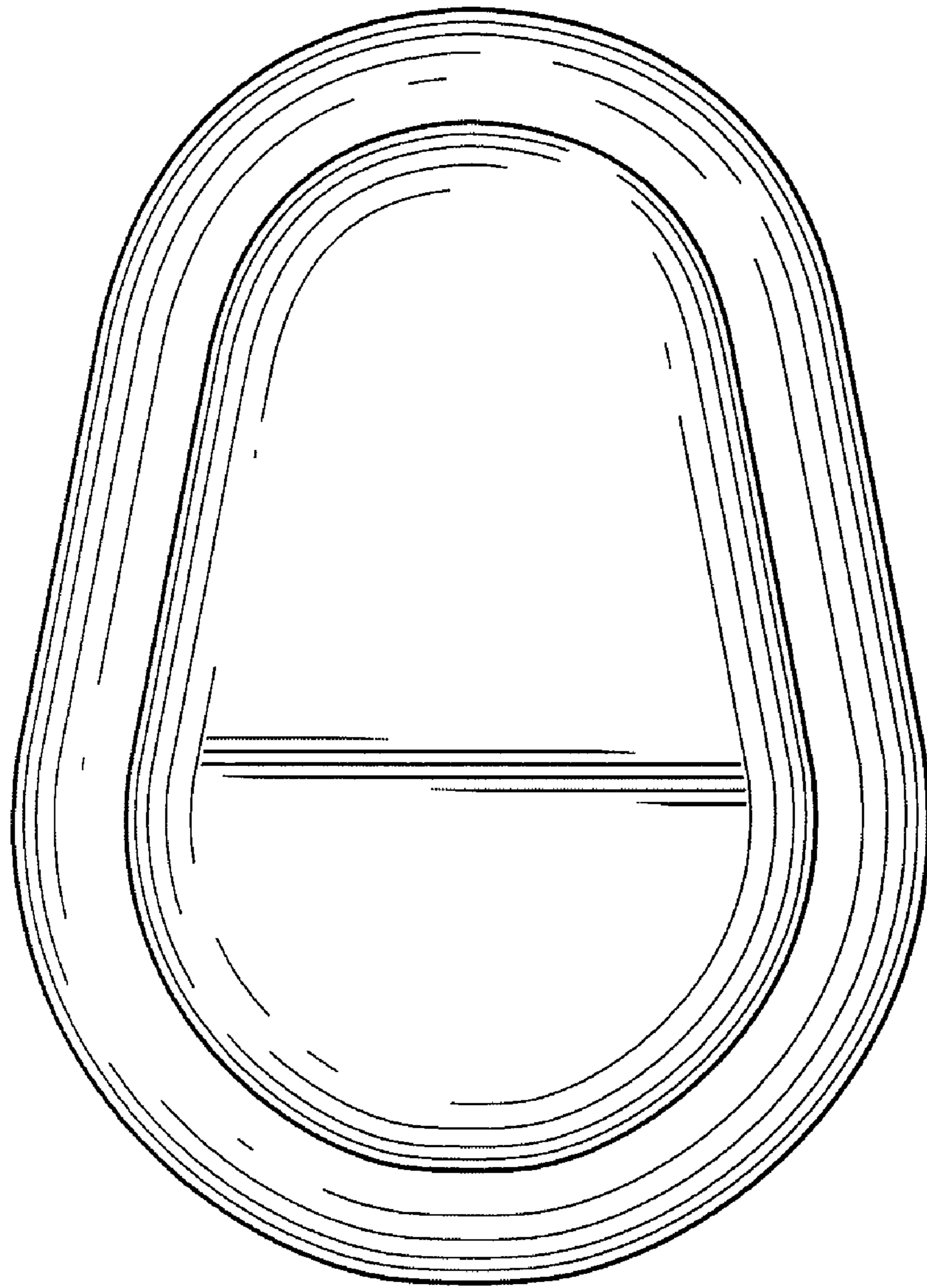
**Fig. 3**



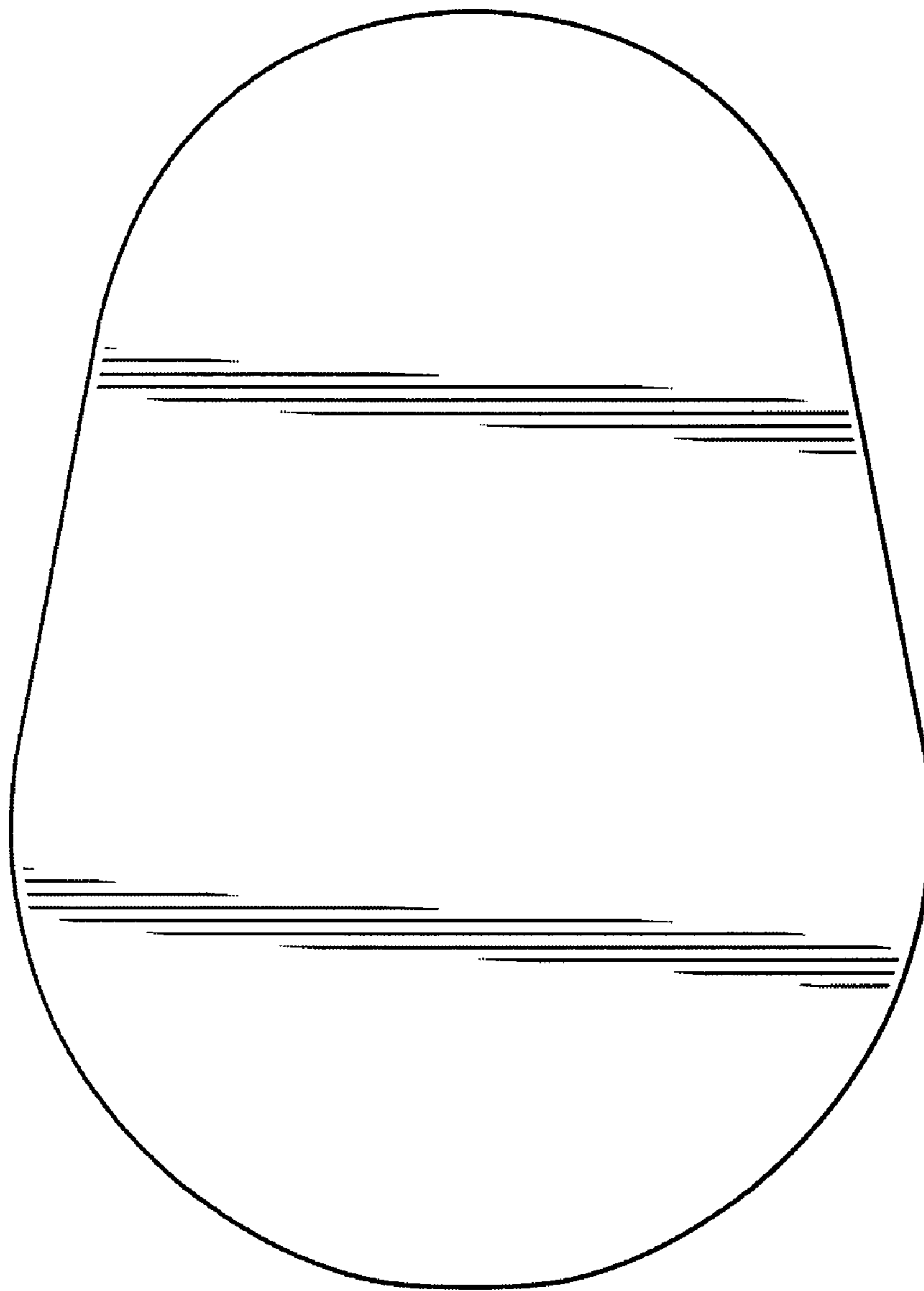
**Fig. 4**



**Fig. 5**



**Fig. 6**



**Fig. 7**