



US00D580638S

(12) **United States Design Patent**
McClaskie

(10) **Patent No.:** **US D580,638 S**

(45) **Date of Patent:** **** Nov. 18, 2008**

(54) **OUTSOLE FOR A SHOE**

(75) Inventor: **Thomas E. McClaskie**, Bethlehem, PA
(US)

(73) Assignee: **Columbia Insurance Company**,
Omaha, NE (US)

(**) Term: **14 Years**

(21) Appl. No.: **29/256,436**

(22) Filed: **Mar. 20, 2006**

(51) **LOC (8) Cl.** **02-04**

(52) **U.S. Cl.** **D2/953; D2/951; D2/960**

(58) **Field of Classification Search** D2/902,
D2/906, 908, 947, 951-960; 36/3 B, 22 R,
36/24.5, 25 R, 28, 32 R, 67 A, 59 C, 103
See application file for complete search history.

(56) **References Cited**

U.S. PATENT DOCUMENTS

1,974,543 A	9/1934	Reymond	12/142
2,046,217 A	6/1936	Strauss	36/72
2,079,237 A	5/1937	Allard	36/72
2,160,768 A	5/1939	Wasser	36/72
2,344,069 A	3/1944	Wasser	36/72
D163,956 S *	7/1951	Capdevila	D2/960
3,091,871 A	6/1963	Tronche	36/72
3,175,310 A	3/1965	MacQuaid	36/72
3,175,311 A	3/1965	MacQuaid	36/72
3,191,321 A	6/1965	Brutting	36/2.5
3,213,551 A	10/1965	Krauss	36/2.5
3,407,518 A	10/1968	MacQuaid et al.	36/72
3,525,165 A	8/1970	Randall, Jr.	36/2.5
3,561,142 A	2/1971	Streit, Sr. et al.	36/72
4,231,170 A	11/1980	Griswold	36/72
4,366,629 A	1/1983	Scherz	36/4
4,562,652 A	1/1986	Hensler	36/102
4,908,963 A	3/1990	Krajcir et al.	36/77
4,995,174 A	2/1991	Hong et al.	36/72
5,048,203 A	9/1991	Kling	36/32
D321,778 S *	11/1991	Austin	D2/960

D323,422 S *	1/1992	Lucarelli	D2/960
5,185,944 A	2/1993	Okajima	36/45
5,499,459 A	3/1996	Tomaro	36/10
5,526,584 A	6/1996	Bleimhofer et al.	36/10
D388,597 S *	1/1998	Gavigan	D2/960
5,738,937 A	4/1998	Baychar	428/316.6
D395,942 S *	7/1998	Smith	D2/956
D400,344 S *	11/1998	Avar	D2/954
D455,895 S *	4/2002	Yang	D2/955
D461,298 S *	8/2002	Urie et al.	D2/955
D468,893 S *	1/2003	Lupo	D2/952
D468,894 S *	1/2003	Duclos	D2/953

(Continued)

Primary Examiner—Celia A Murphy

(74) Attorney, Agent, or Firm—St. Onge Steward Johnston &
Reens LLC

(57) **CLAIM**

I claim the ornamental design for an outsole for a shoe, as shown and described.

DESCRIPTION

FIG. 1 is a bottom perspective view of an outsole for a shoe in accordance with the new design;

FIG. 2 is a bottom view thereof;

FIG. 3 is a right side view thereof;

FIG. 4 is a left side view thereof;


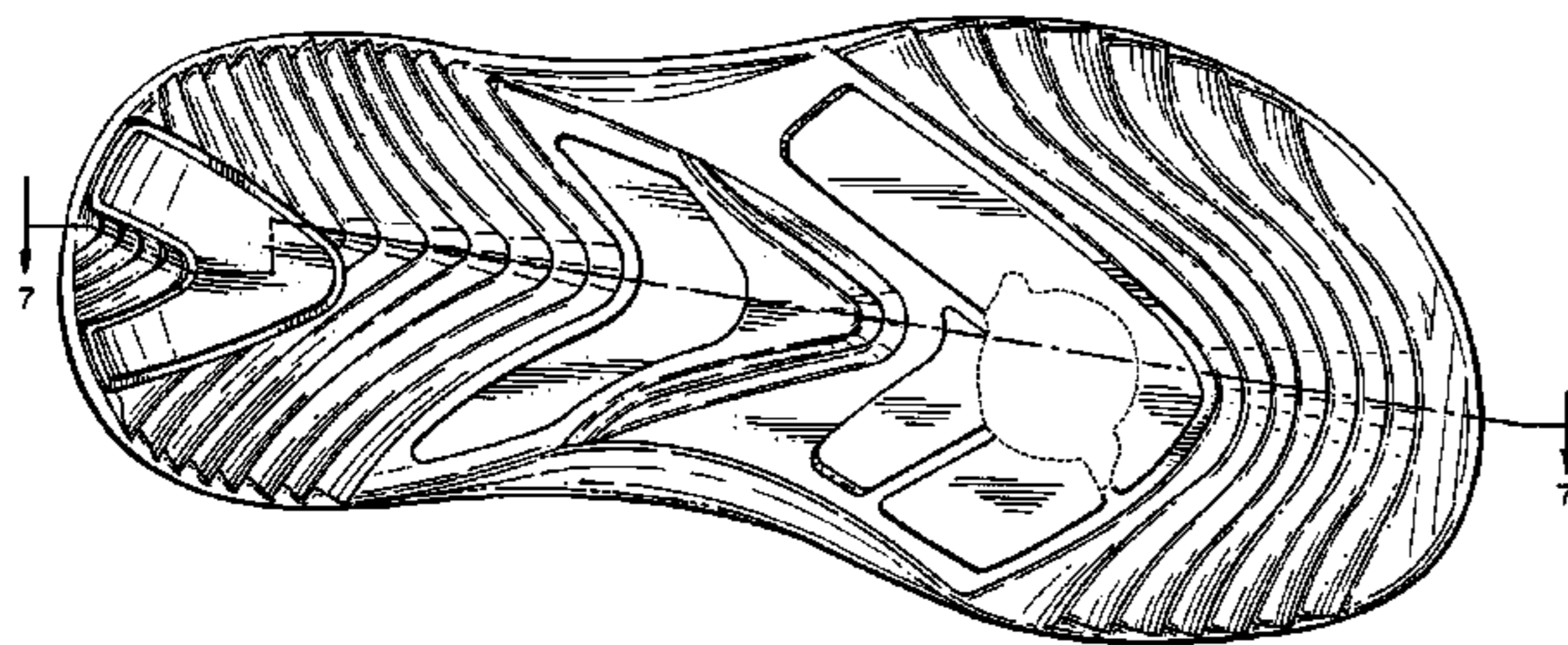
FIG. 5 is a front view thereof;

FIG. 6 is a rear view thereof; and,

FIG. 7 is a cross sectional view taken along line 7—7 shown in FIG. 2.

The broken lines shown in the fore area of the bottom of the outsole in FIGS. 1, 2, & 7; as well as the parallel broken lines extending around the periphery in FIGS. 1, & 3-7, represent the internal boundaries of the design, with the broken lines themselves and the areas within, forming no part of the claim. The broken lines showing the internal surface and a portion of the top surface in FIG. 7 forms no part of the claim.

1 Claim, 6 Drawing Sheets



US D580,638 S

Page 2

U.S. PATENT DOCUMENTS

D470,998 S *	3/2003	Adreliunas et al.	D2/953	D492,096 S *	6/2004	Sanchez et al.	D2/896
D471,347 S *	3/2003	Haas et al.	D2/953	D497,244 S *	10/2004	Sedlbauer	D2/955
D472,037 S *	3/2003	Masullo	D2/953	D498,904 S *	11/2004	Lee	D2/953
D473,696 S *	4/2003	Mangee	D2/952	D502,594 S *	3/2005	Belley et al.	D2/951
D474,584 S *	5/2003	Matis	D2/953	D515,791 S *	2/2006	McClaskie	D2/953
D481,854 S *	11/2003	Belley et al.	D2/953	D523,614 S *	6/2006	Mitchell	D2/960
D482,852 S *	12/2003	Belley et al.	D2/957	D543,340 S *	5/2007	Favreau et al.	D2/960
D492,095 S *	6/2004	Sanchez et al.	D2/896	2005/0060914 A1 *	3/2005	Fuerst	36/102

* cited by examiner

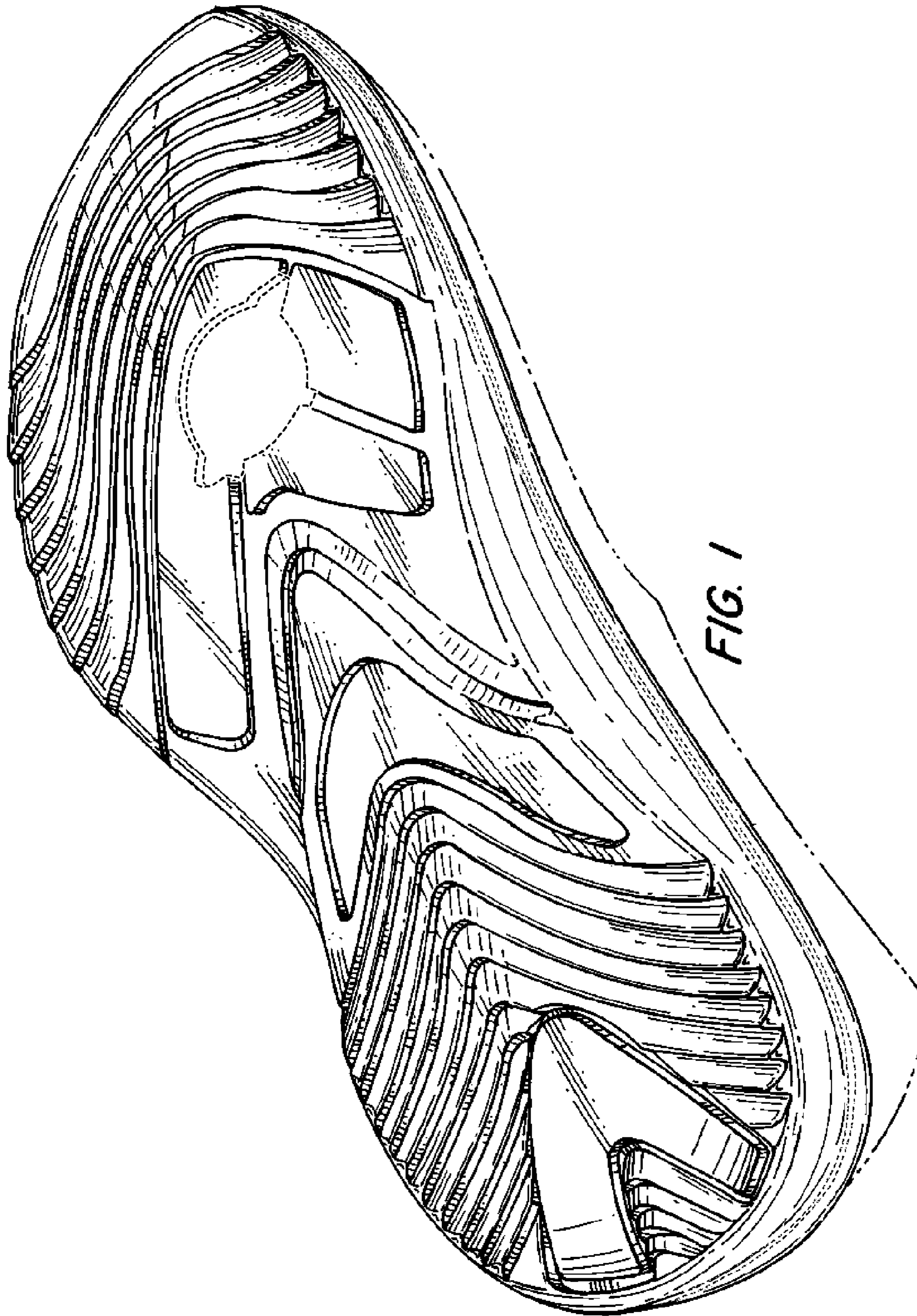


FIG. 1

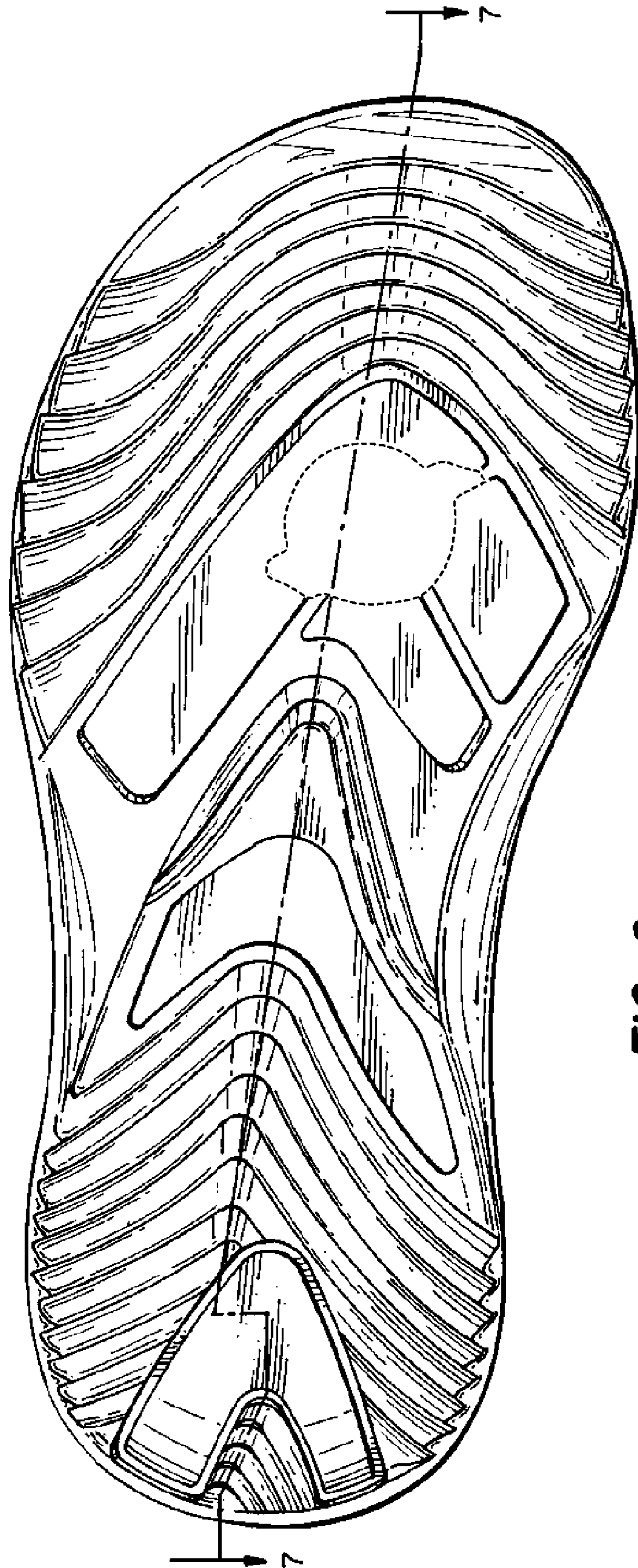


FIG. 2

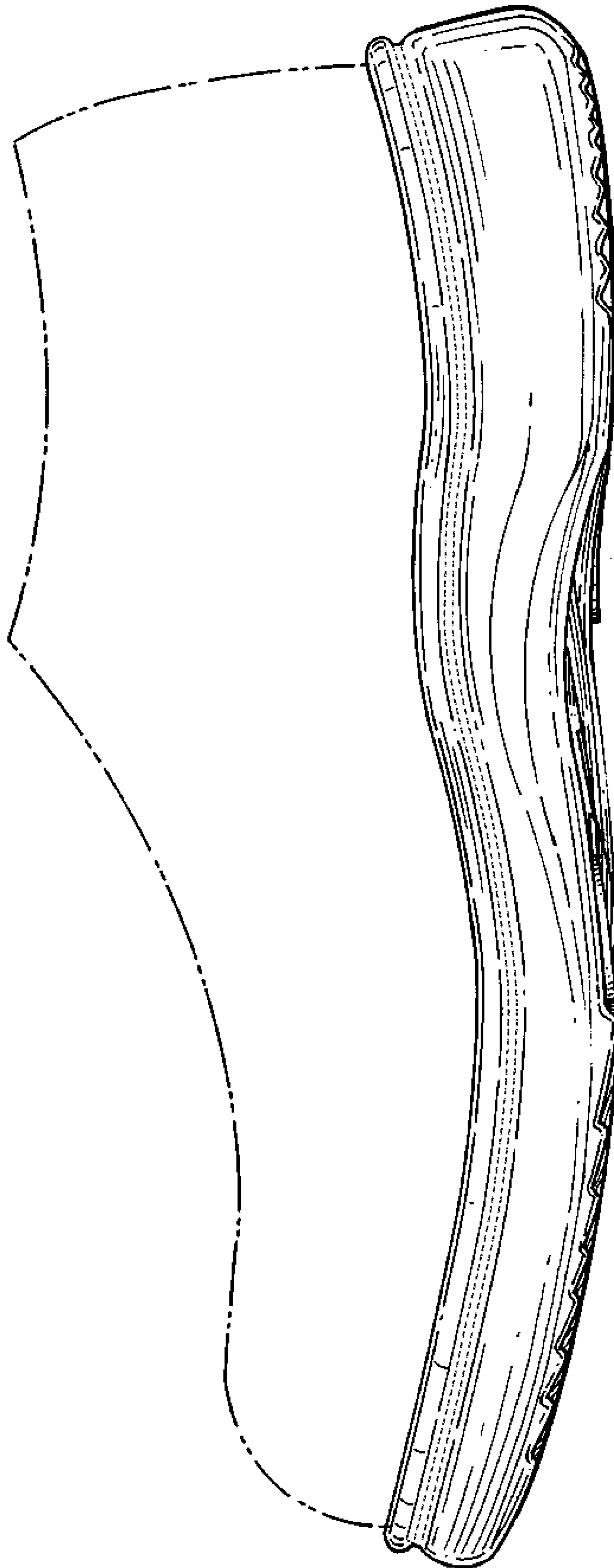


FIG. 3

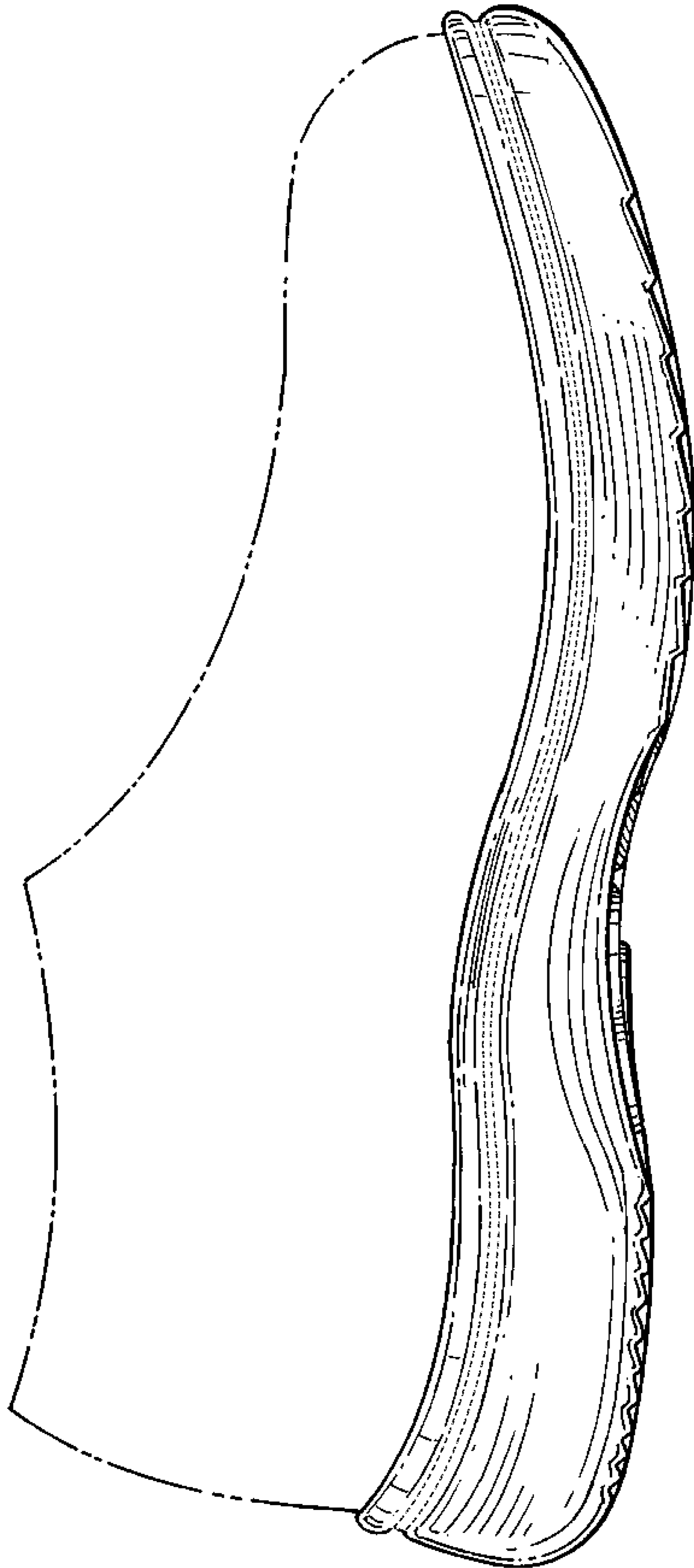


FIG. 4

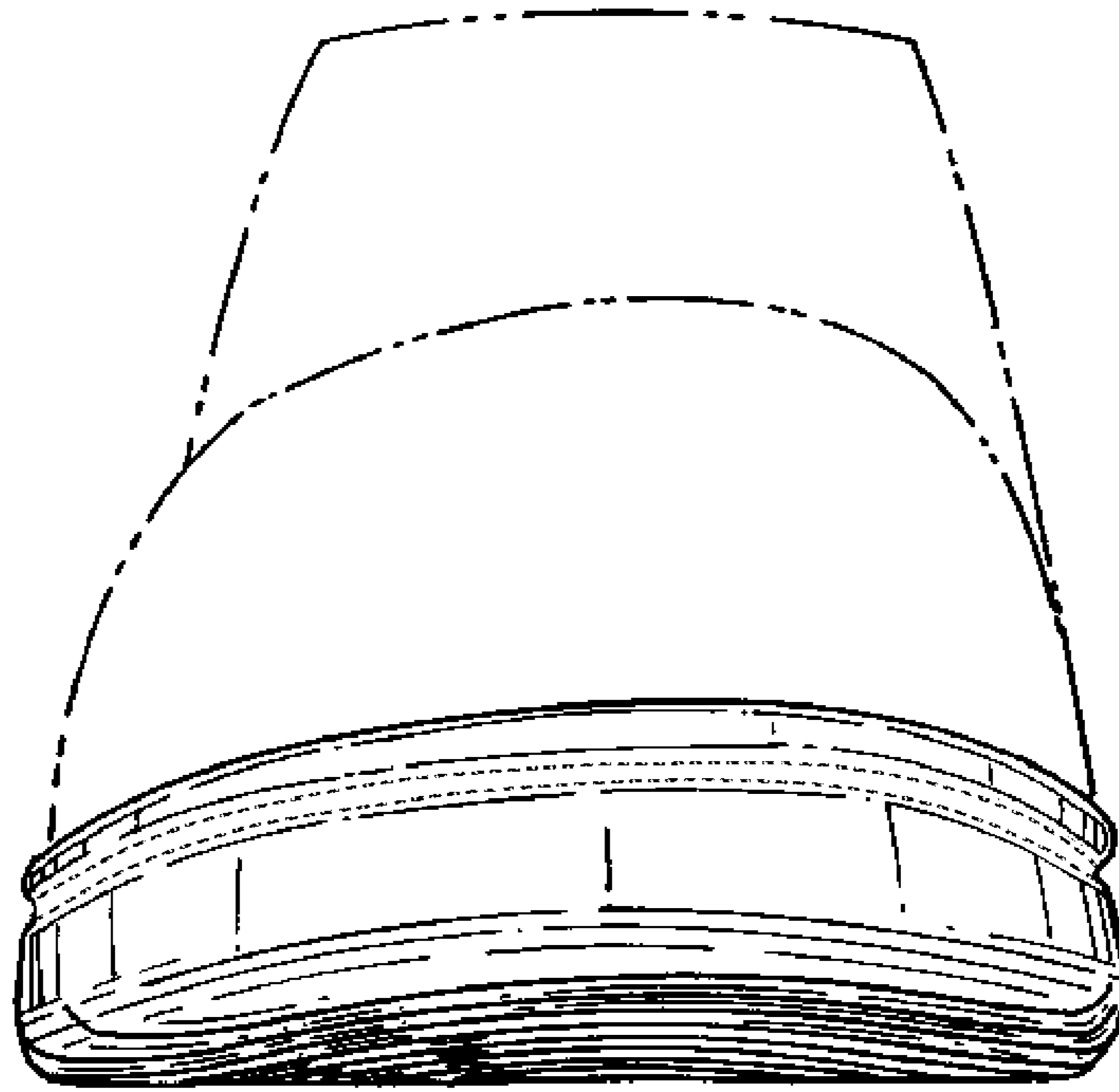


FIG. 5

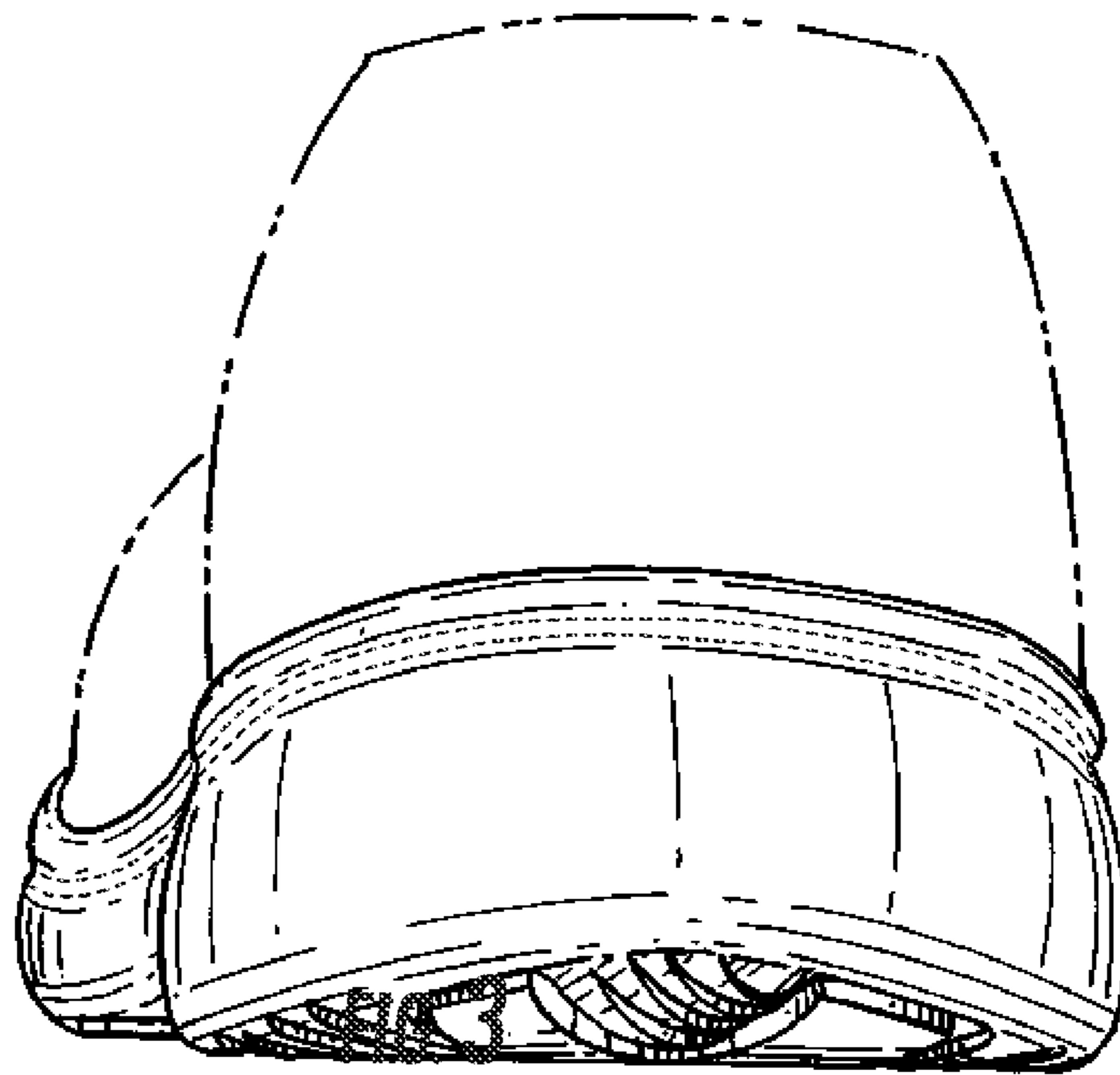


FIG. 6

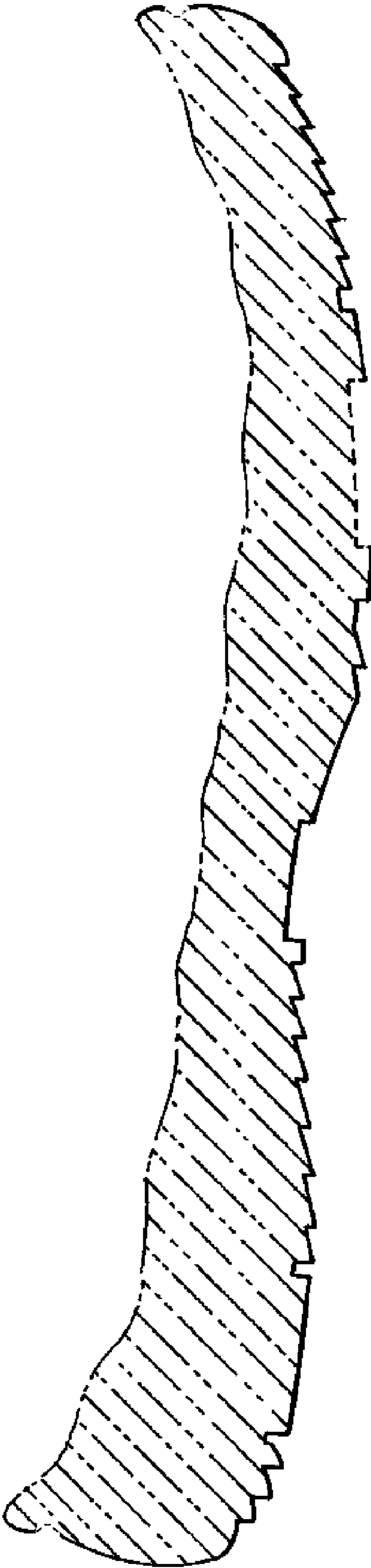


FIG. 7