



US00D580593S

(12) **United States Design Patent**
Huntington

(10) **Patent No.:** **US D580,593 S**

(45) **Date of Patent:** **** Nov. 11, 2008**

(54) **FRAGRANCE EMITTING PATCH**

Primary Examiner—Jennifer Rivard

(75) Inventor: **Elysha Huntington**, New York, NY
(US)

(57) **CLAIM**

(73) Assignee: **McNeil-PPC, Inc.**, Skillman, NJ (US)

The ornamental design for a fragrance emitting patch, as shown and described.

(**) Term: **14 Years**

(21) Appl. No.: **29/295,227**

DESCRIPTION

(22) Filed: **Sep. 24, 2007**

(51) **LOC (8) Cl.** **28-02**

(52) **U.S. Cl.** **D28/4; D24/189; D20/11**

(58) **Field of Classification Search** D28/4-6;
428/914, 905, 42.1; 424/448; D24/189;
D20/10-11; 206/581, 823

See application file for complete search history.

FIG. 1 is a schematic view of a fragrance emitting patch according to the present invention;

FIG. 2 is a front elevation view of the fragrance emitting patch shown in FIG. 1;

FIG. 3 is a top plan view of the fragrance emitting patch shown in FIG. 1;

FIG. 4 is a bottom plan view of the fragrance emitting patch shown in FIG. 1;

FIG. 5 is a side elevation view of the fragrance emitting patch shown in FIG. 1; the opposite side view is a mirror image thereof; and,

FIG. 6 is a rear elevation view of the fragrance emitting patch shown in FIG. 1.

The broken line showing of the body is for the purpose of illustrating the environment. The broken line showing of the bottom surface of the patch is shown for illustrating portions of the article. None of the broken lines form part of the claimed design.

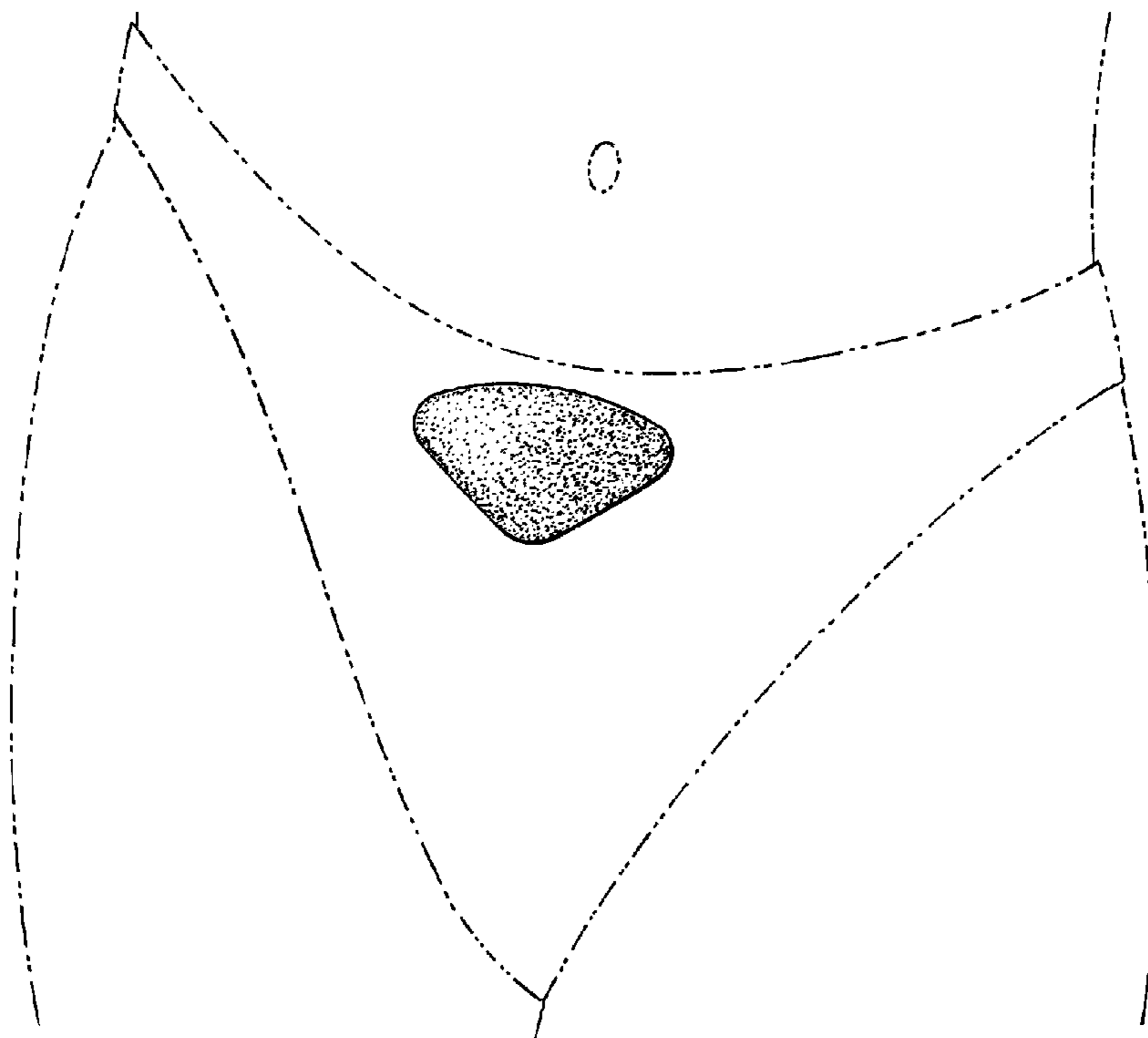
(56) **References Cited**

U.S. PATENT DOCUMENTS

5,399,404	A *	3/1995	Laughlin et al.	428/905
5,637,401	A *	6/1997	Berman et al.	428/905
D416,050	S *	11/1999	Caloia et al.	D20/22
D422,703	S *	4/2000	Lundy et al.	D24/189
6,162,457	A *	12/2000	Martz	424/448
6,168,028	B1 *	1/2001	Telesca et al.	424/448
6,598,608	B1 *	7/2003	Downey	132/319
2005/0061710	A1 *	3/2005	Dobler	206/581
2007/0098769	A1 *	5/2007	Champion	424/448
2007/0243239	A1 *	10/2007	Lanser	424/448

* cited by examiner

1 Claim, 1 Drawing Sheet



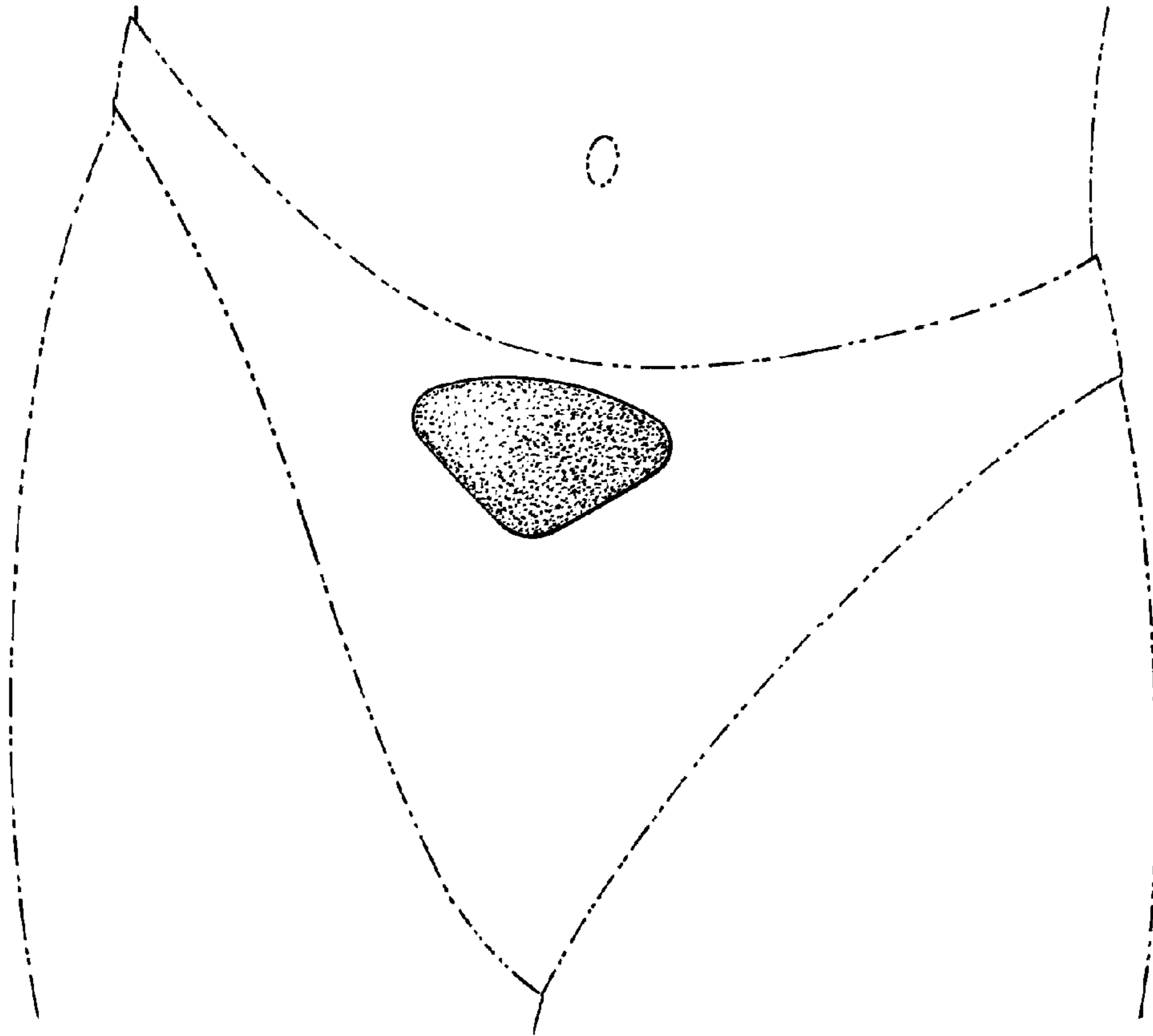


Fig. 1

Fig. 2

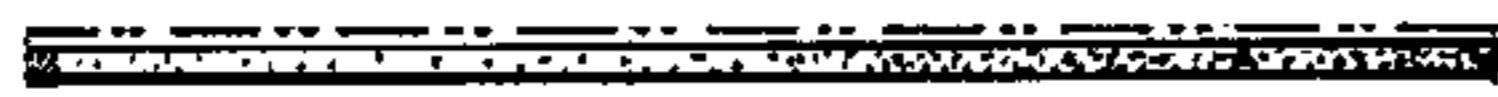


Fig. 3

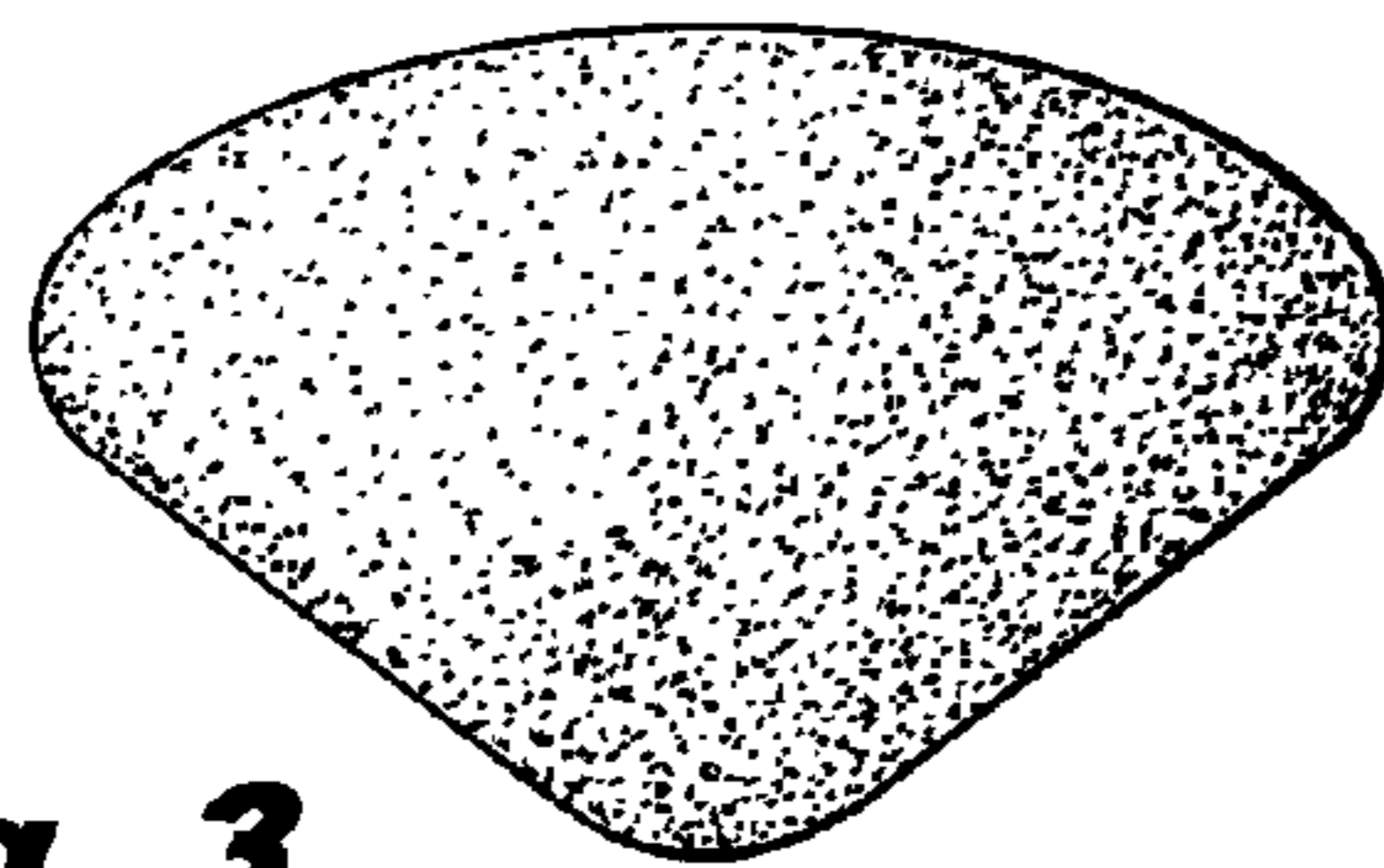


Fig. 4

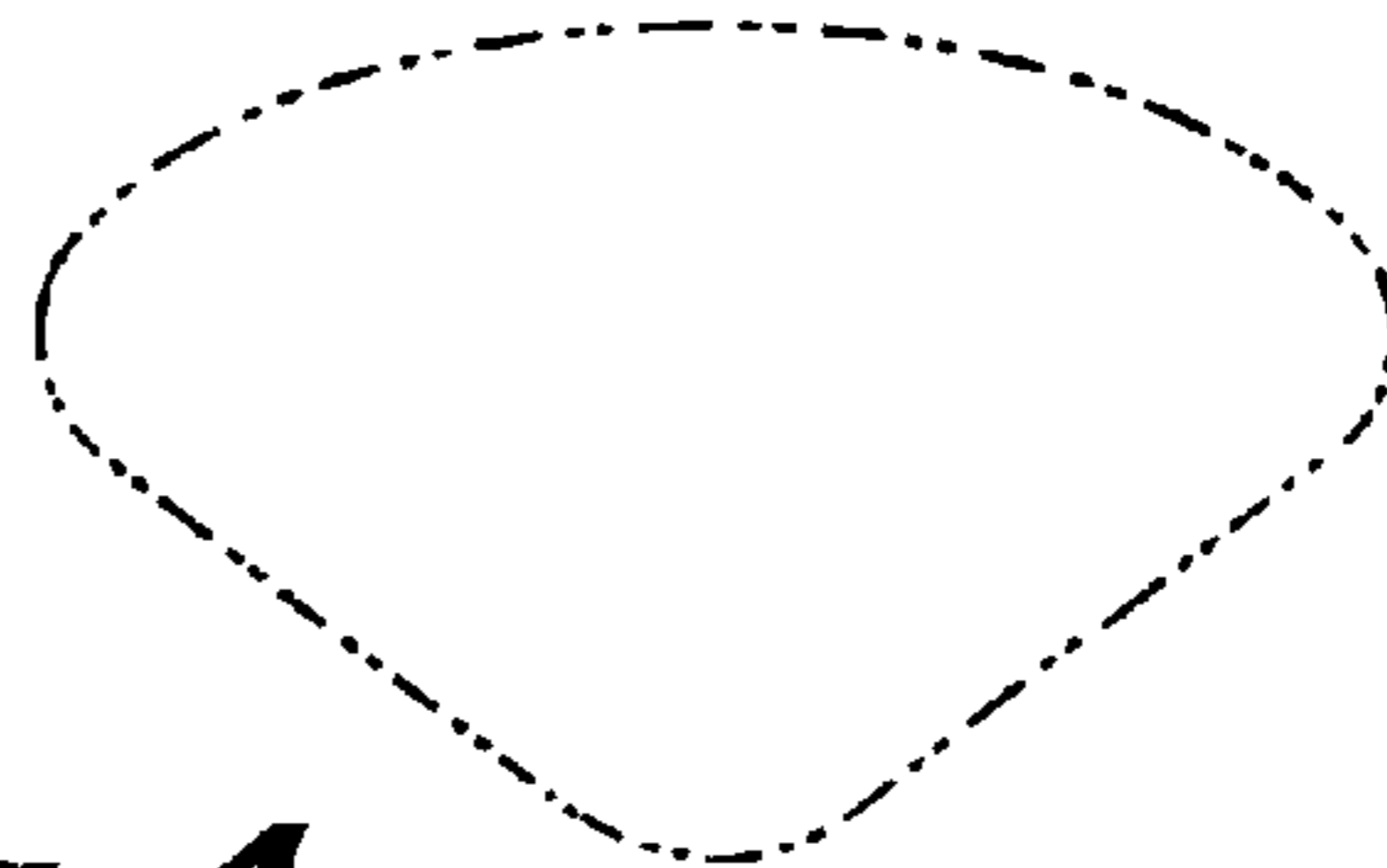


Fig. 5




Fig. 6