



US00D580591S

(12) **United States Design Patent**
Yando et al.

(10) **Patent No.:** **US D580,591 S**
(45) **Date of Patent:** **** Nov. 11, 2008**

(54) **LIGHT FIXTURE**

6,854,868 B2 * 2/2005 Wu 362/405

(75) Inventors: **Roslyn Yando**, Brainardsville, NY (US);
Andrew Schonbek, Plattsburgh, NY (US)

(73) Assignee: **Schonbek Worldwide Lighting Inc.**,
Plattsburgh, NY (US)

(**) Term: **14 Years**

(21) Appl. No.: **29/302,527**

(22) Filed: **Jan. 18, 2008**

(51) **LOC (8) Cl.** **26-99**

(52) **U.S. Cl.** **D26/144; D26/81**

(58) **Field of Classification Search** D26/81-86,
D26/142-144; 362/147, 404-408
See application file for complete search history.

(56) **References Cited**

U.S. PATENT DOCUMENTS

D778 S *	4/1856	Vance	D26/144
D67,956 S *	8/1925	Hinck	D26/81
D69,328 S *	1/1926	Krause	D26/144
D70,603 S *	7/1926	Frerichs	D26/144
D74,328 S *	1/1928	Shapiro	D26/81
5,873,652 A *	2/1999	Bayer et al.	362/405
D408,095 S *	4/1999	Porter	D26/81
6,241,370 B1 *	6/2001	Bayer et al.	362/405

OTHER PUBLICATIONS

Both crystal chandeliers shown on p. 54 of the Crystorama, Inc. 1988 catalog.*

* cited by examiner

Primary Examiner—Clare E Heflin

(74) *Attorney, Agent, or Firm*—Heslin Rothenberg Farley & Mesiti P.C.

(57) **CLAIM**

The ornamental design for a light fixture, as shown and described.

DESCRIPTION

FIG. 1 is an isometric view of the light fixture of the present design;

FIG. 2 is a front elevation view thereof;

FIG. 3 is a right side elevation view thereof the left side elevation view being a mirror image thereof;



FIG. 4 is a rear elevation view thereof;

FIG. 5 is a top plan view thereof; and,

FIG. 6 is a bottom plan view thereof.

The broken line shown is for illustrative purposes only and forms no part of the claimed invention.

1 Claim, 6 Drawing Sheets






FIG. 1




FIG. 2




FIG. 3




FIG. 4

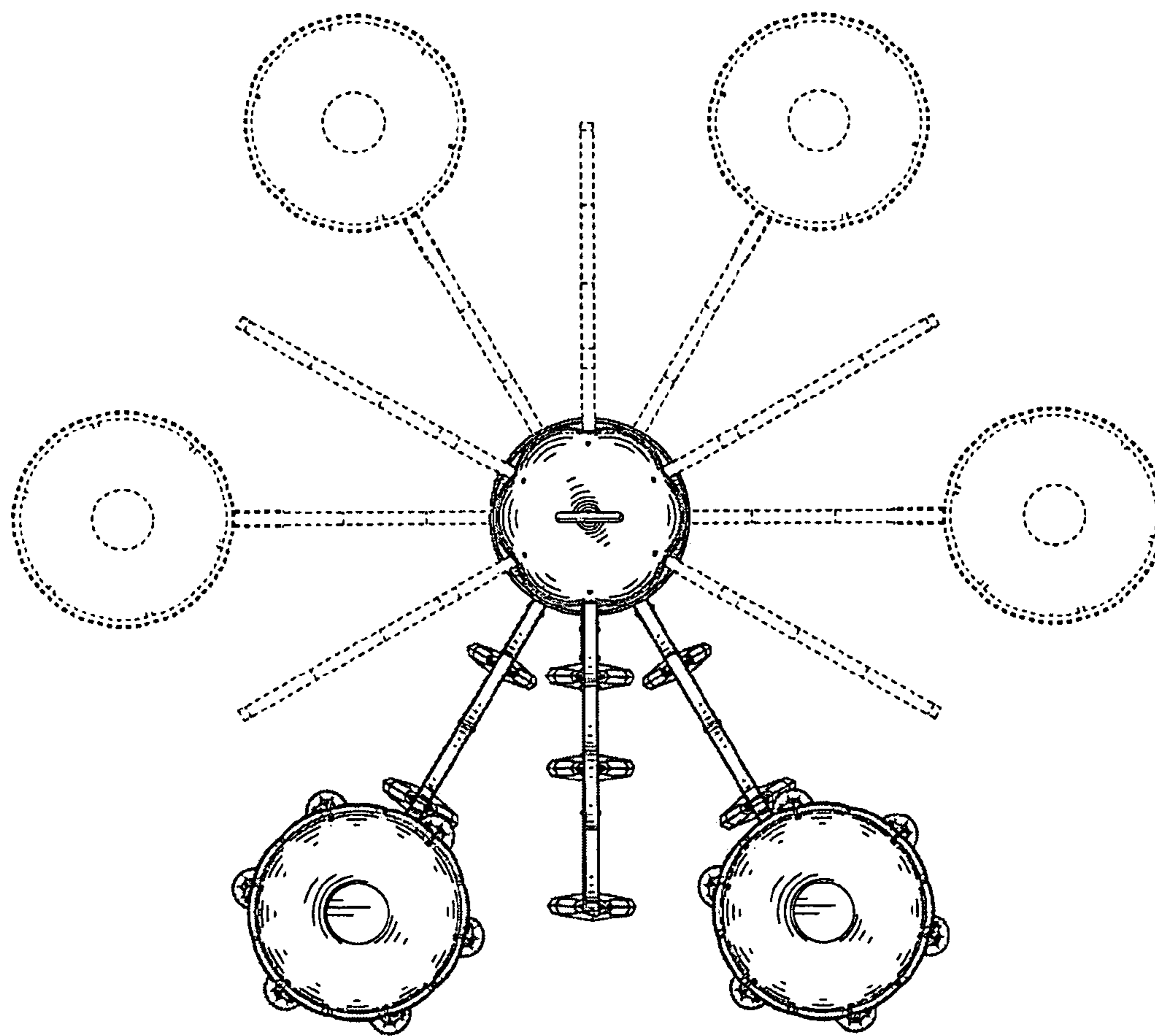


FIG. 5

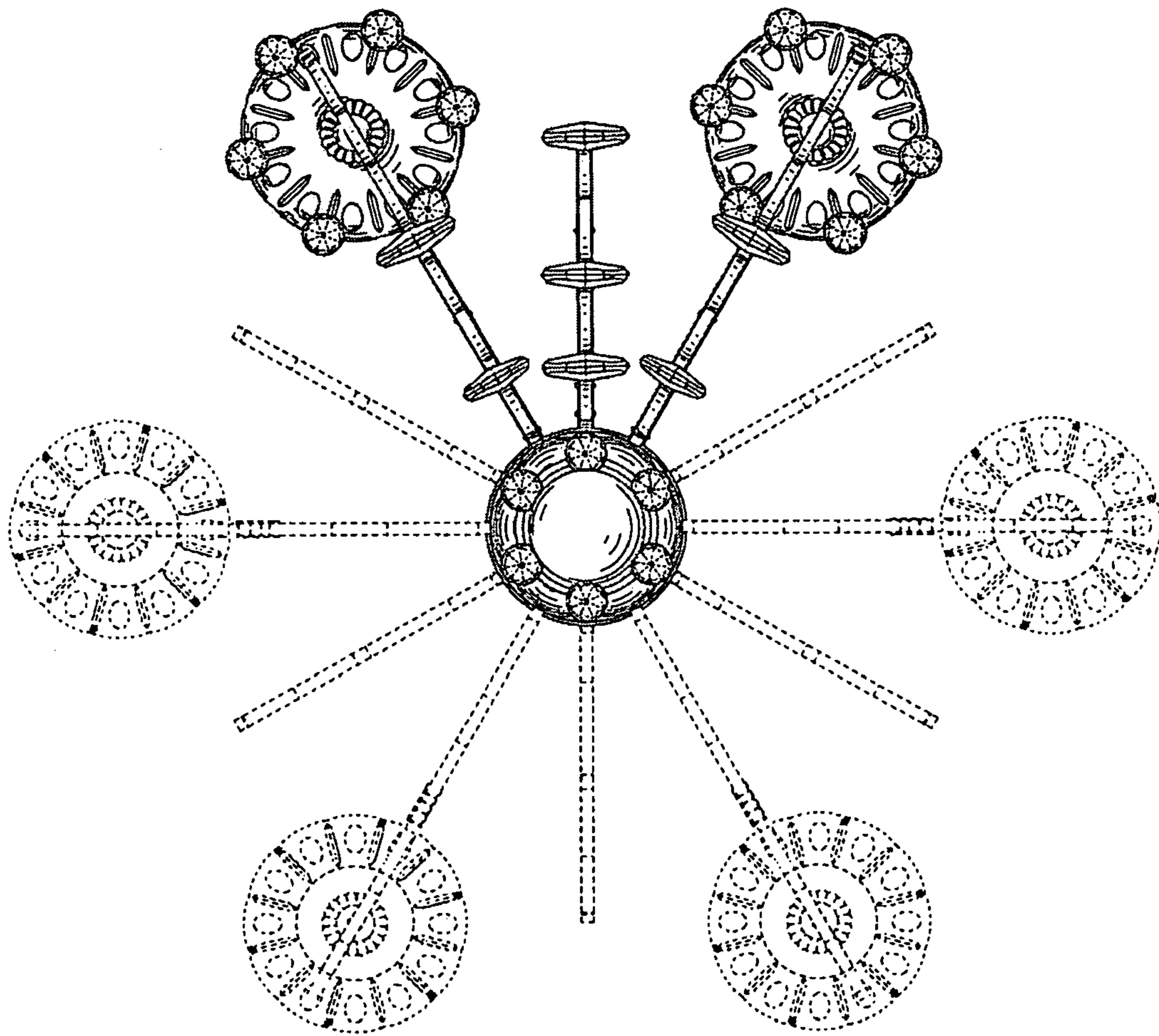


FIG. 6