



US00D580573S

(12) **United States Design Patent**  
**Leslie et al.**

(10) **Patent No.:** **US D580,573 S**

(45) **Date of Patent:** **\*\* Nov. 11, 2008**

(54) **UTILITY LIGHT**

D498,864 S \* 11/2004 Lee ..... D26/37  
D570,023 S \* 5/2008 Lee ..... D26/60

(75) Inventors: **Stuart Leslie**, Larchmont, NY (US);  
**David Mallard**, Somerville, MA (US);  
**Elliott P. Montgomery**, Brooklyn, NY  
(US); **Taek Kim**, Washington Township,  
NJ (US); **Roland Zeder**, New York, NY  
(US)

\* cited by examiner

*Primary Examiner*—Ian Simmons  
*Assistant Examiner*—Dana L Sipos

(73) Assignee: **Honeywell International Inc.**,  
Morristown, NJ (US)

(57) **CLAIM**

(\*\*) Term: **14 Years**

We claim the ornamental design for a utility light, as shown  
and described.

(21) Appl. No.: **29/283,356**

(22) Filed: **Aug. 11, 2007**

**DESCRIPTION**

(51) **LOC (8) Cl.** ..... **26-02**  
(52) **U.S. Cl.** ..... **D26/37**  
(58) **Field of Classification Search** ..... D26/24,  
D26/26, 37, 72, 39, 43, 60–61, 63–64, 66;  
362/157, 159, 182–184, 186, 200–201, 208,  
362/640–644, 98–99, 177, 181, 190, 197–198,  
362/490, 116; D10/5  
See application file for complete search history.

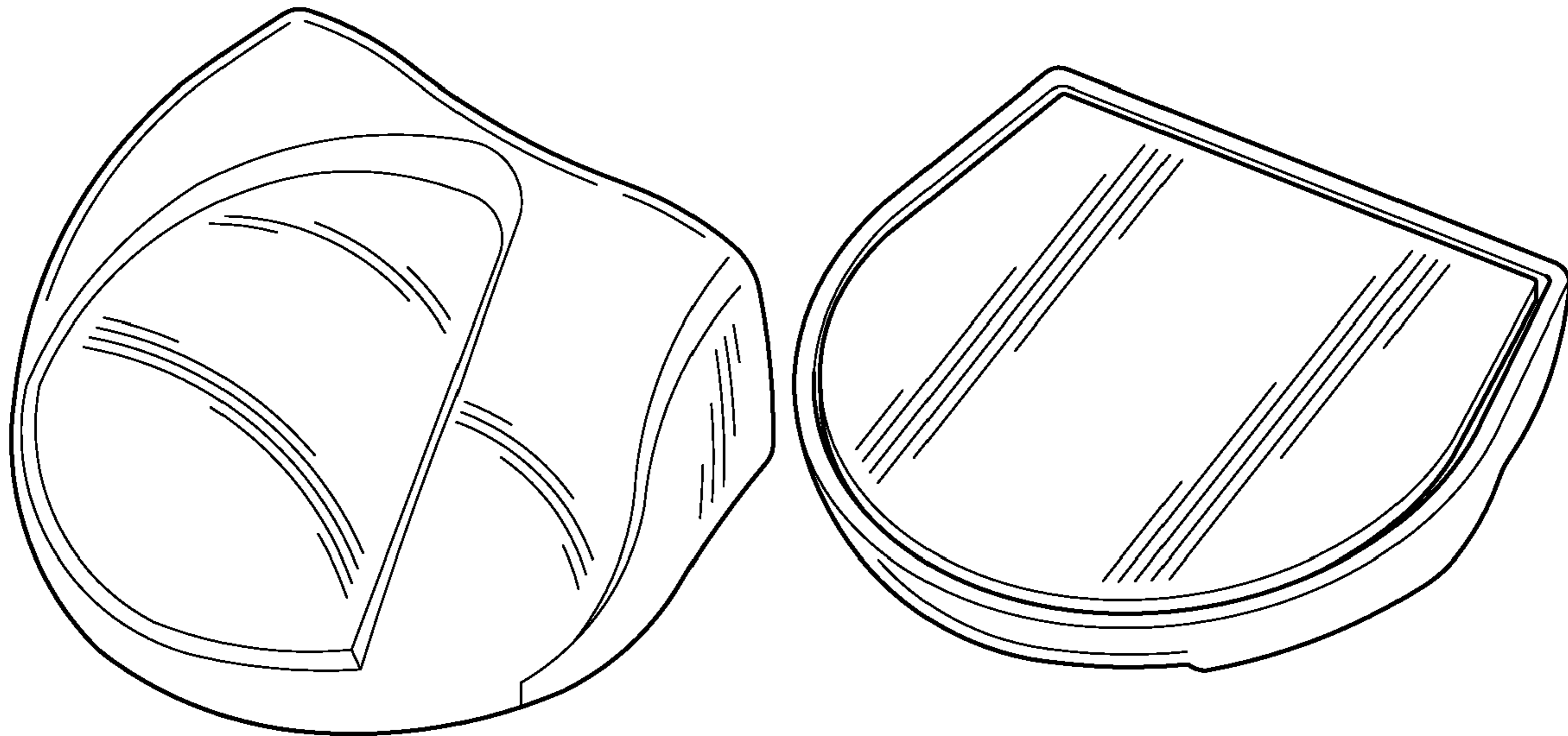
FIG. 1 is a top, front, right side perspective view of a utility  
light showing our new design;  
FIG. 2 is a top plan view thereof;  
FIG. 3 is a right side elevation view thereof, the left side  
elevation view being a mirror image;  
FIG. 4 is a rear elevation view thereof;  
FIG. 5 is a front elevation view thereof; and,  
FIG. 6 is a bottom perspective view thereof.

(56) **References Cited**

**U.S. PATENT DOCUMENTS**

D301,753 S \* 6/1989 Iacovelli ..... D26/60

**1 Claim, 2 Drawing Sheets**



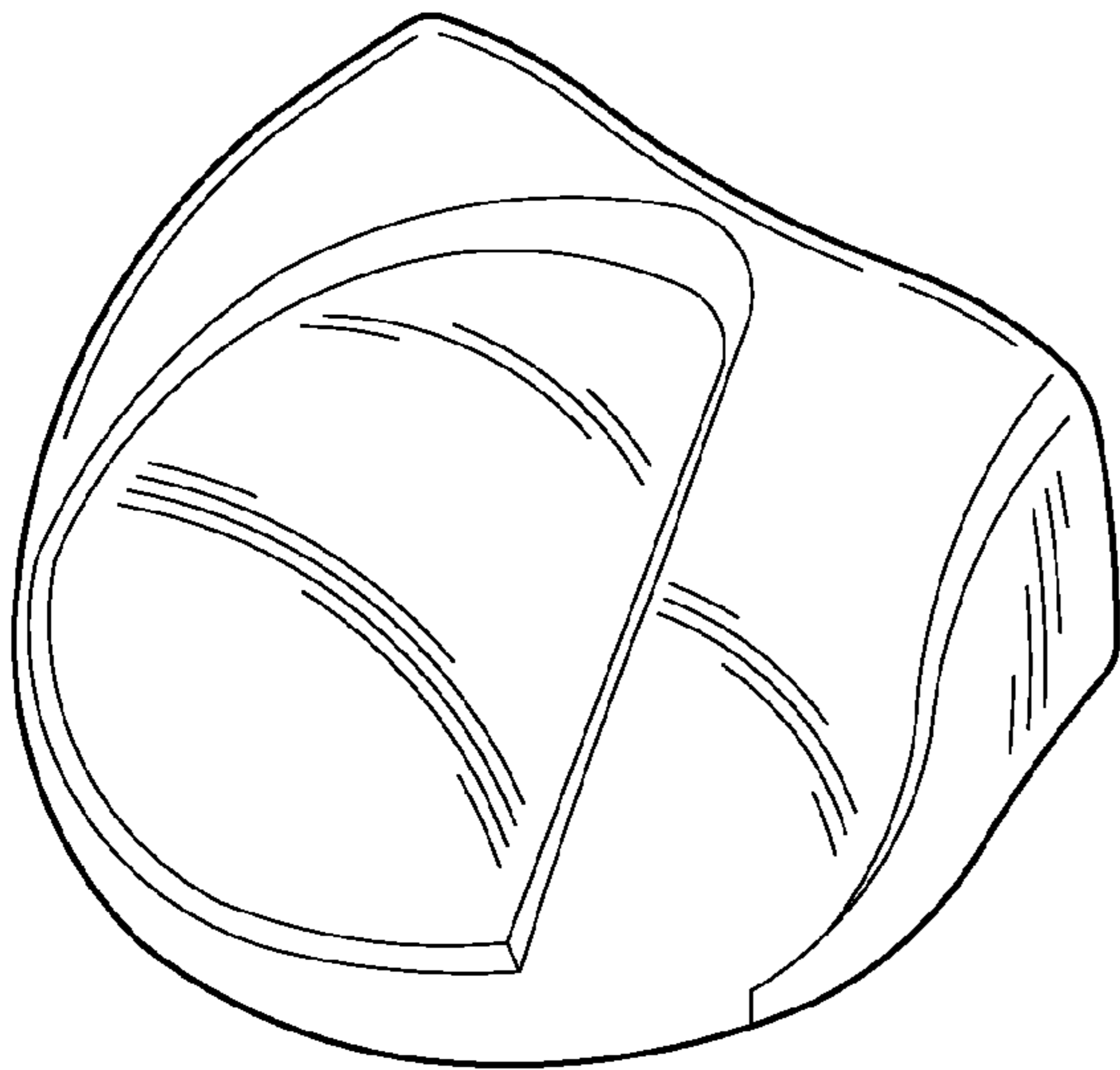


FIG. 1




FIG. 2




FIG. 3




FIG. 4

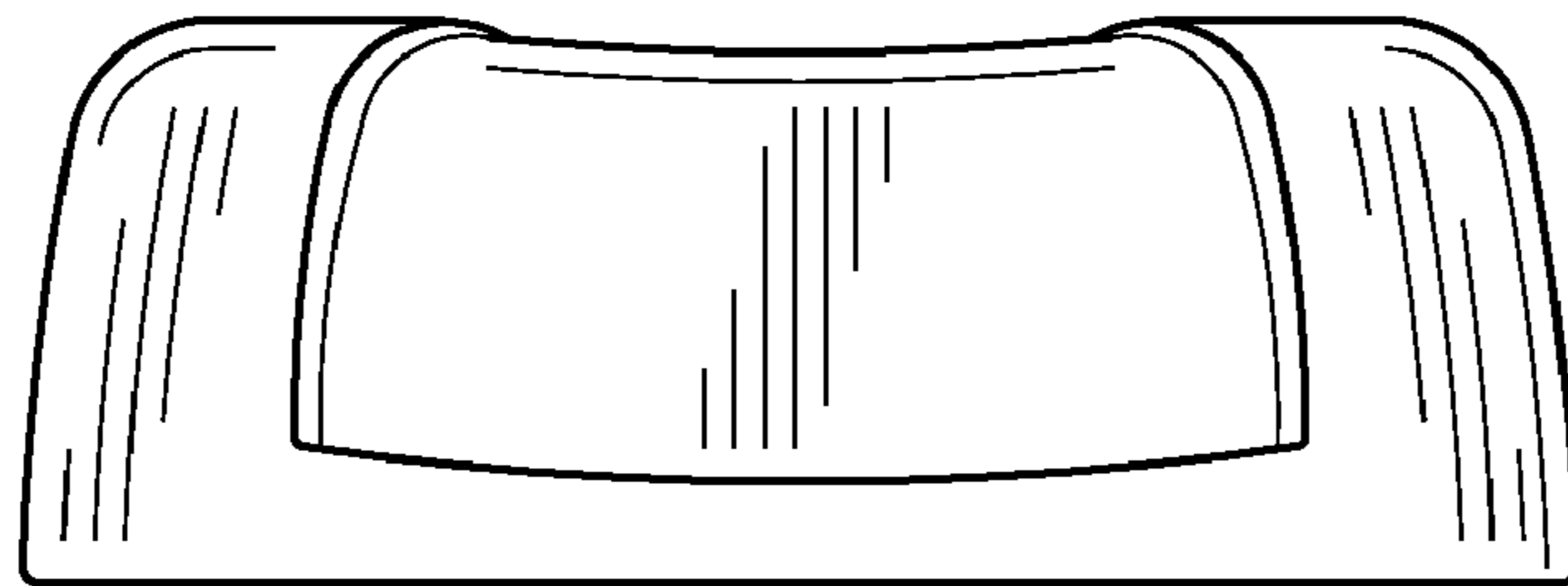


FIG. 5

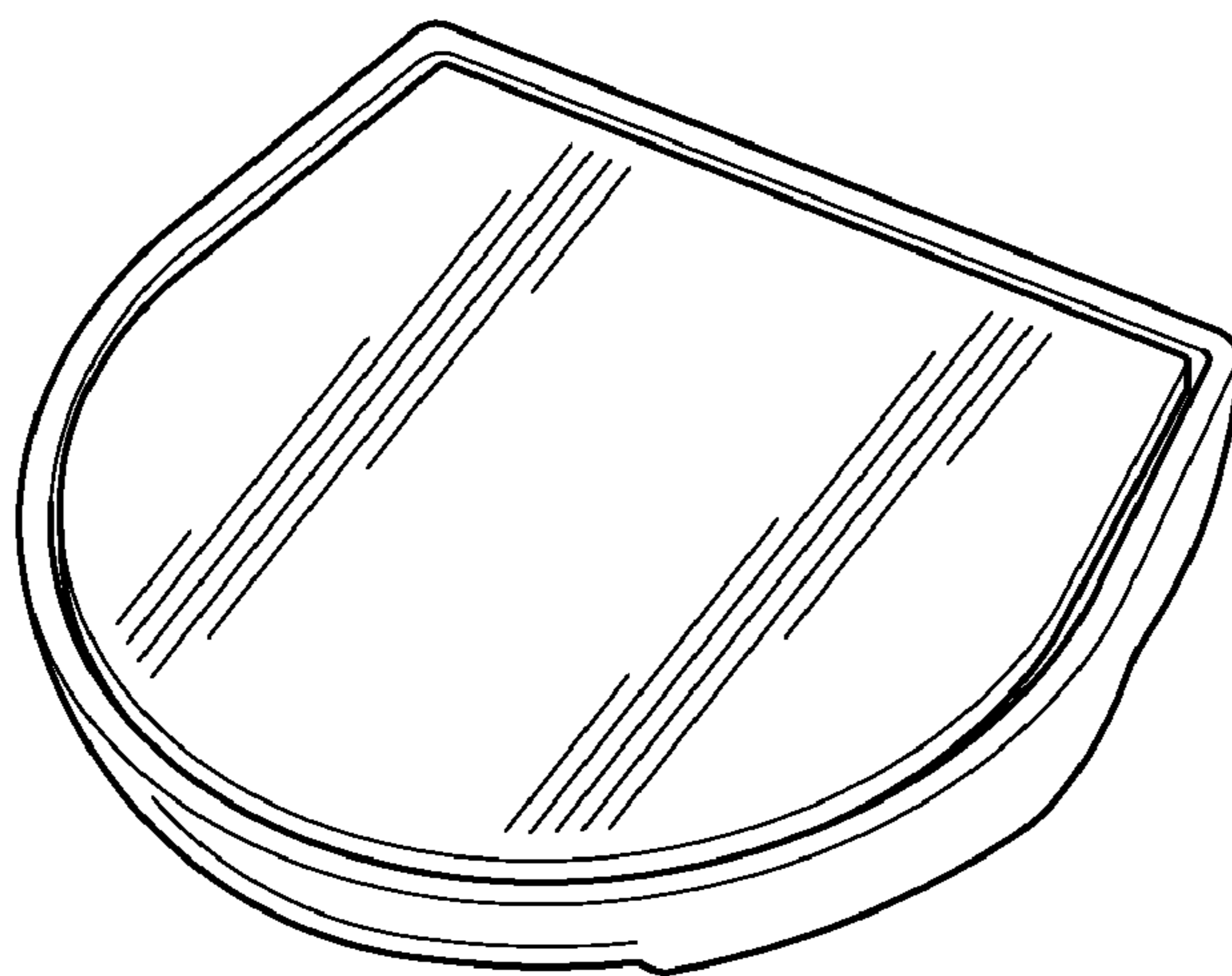


FIG. 6