



US00D580555S

(12) **United States Design Patent**
Lin et al.

(10) **Patent No.:** **US D580,555 S**
(45) **Date of Patent:** **** Nov. 11, 2008**

(54) **WRIST SUPPORT**

(75) Inventors: **Eve Lin**, Tainan Hsien (TW); **Eric D. Bybee**, Merrimac, WI (US); **Brett Mueller**, Middleton, WI (US)

(73) Assignee: **Mueller Sports Medicine, Inc.**, Prairie Du Sac, WI (US)

(**) Term: **14 Years**

(21) Appl. No.: **29/304,313**

(22) Filed: **Feb. 28, 2008**

(51) **LOC (8) Cl.** **24-01**

(52) **U.S. Cl.** **D24/190; D29/120.1**

(58) **Field of Classification Search** D24/189-190; D29/113, 117.1, 120.1; D2/610, 621-623, D2/896, 901, 911, 915, 980; D32/40, 49; 601/138, 149, 151; 2/16, 19-20, 59, 84, 2/97, 158, 159, 161.1-161.3, 163, 170, 239, 2/269, 462; 15/118, 227; 66/187; 602/3, 602/5, 7, 8, 10, 13, 21, 22, 26, 44, 48, 60-64; D11/5; 128/846, 878, DIG. 15, DIG. 18, 128/DIG. 20
See application file for complete search history.

(56) **References Cited**

U.S. PATENT DOCUMENTS

2,904,792	A *	9/1959	Elliott	2/16
3,146,463	A *	9/1964	Wargo	2/20
3,416,518	A *	12/1968	Samuels et al.	602/3
4,531,241	A *	7/1985	Berger	2/161.2
D388,517	S *	12/1997	Figuroa	D24/190
D397,222	S *	8/1998	Humensky	D24/190
D415,282	S *	10/1999	Rutledge et al.	D24/190
D418,954	S *	1/2000	Ferdenzi	D32/35
6,093,161	A *	7/2000	Vlaeyen et al.	602/6
6,200,286	B1 *	3/2001	Zamani	602/64

6,418,561	B1 *	7/2002	Gregory	2/170
6,449,772	B1 *	9/2002	Donner	2/170
D496,465	S *	9/2004	Weaver, II	D24/190
6,931,666	B1 *	8/2005	Brady	2/161.6
RE38,948	E *	1/2006	Redman et al.	2/16
7,066,899	B2 *	6/2006	Baron	602/3
7,200,872	B2 *	4/2007	Gregory	2/170
D549,885	S *	8/2007	Van Trojen	D29/120.1
D552,246	S *	10/2007	Juta et al.	D24/190
D553,250	S *	10/2007	Juta et al.	D24/190
D556,385	S *	11/2007	Hostetler et al.	D29/117.1
D562,502	S *	2/2008	Van Trojen	D29/120.1
7,383,591	B1 *	6/2008	Getzwiller et al.	2/161.1
2006/0155226	A1 *	7/2006	Grim et al.	602/6
2006/0287623	A1 *	12/2006	Beck et al.	602/3

* cited by examiner

Primary Examiner—Robert M Spear

Assistant Examiner—Susan E Krakower

(74) *Attorney, Agent, or Firm*—Rick L. Abegglen

(57) **CLAIM**

We claim the ornamental design for a wrist support, as shown and described.

DESCRIPTION

FIG. 1 is a right side elevational view of a wrist support showing our new design;

FIG. 2 is a back elevational view thereof;

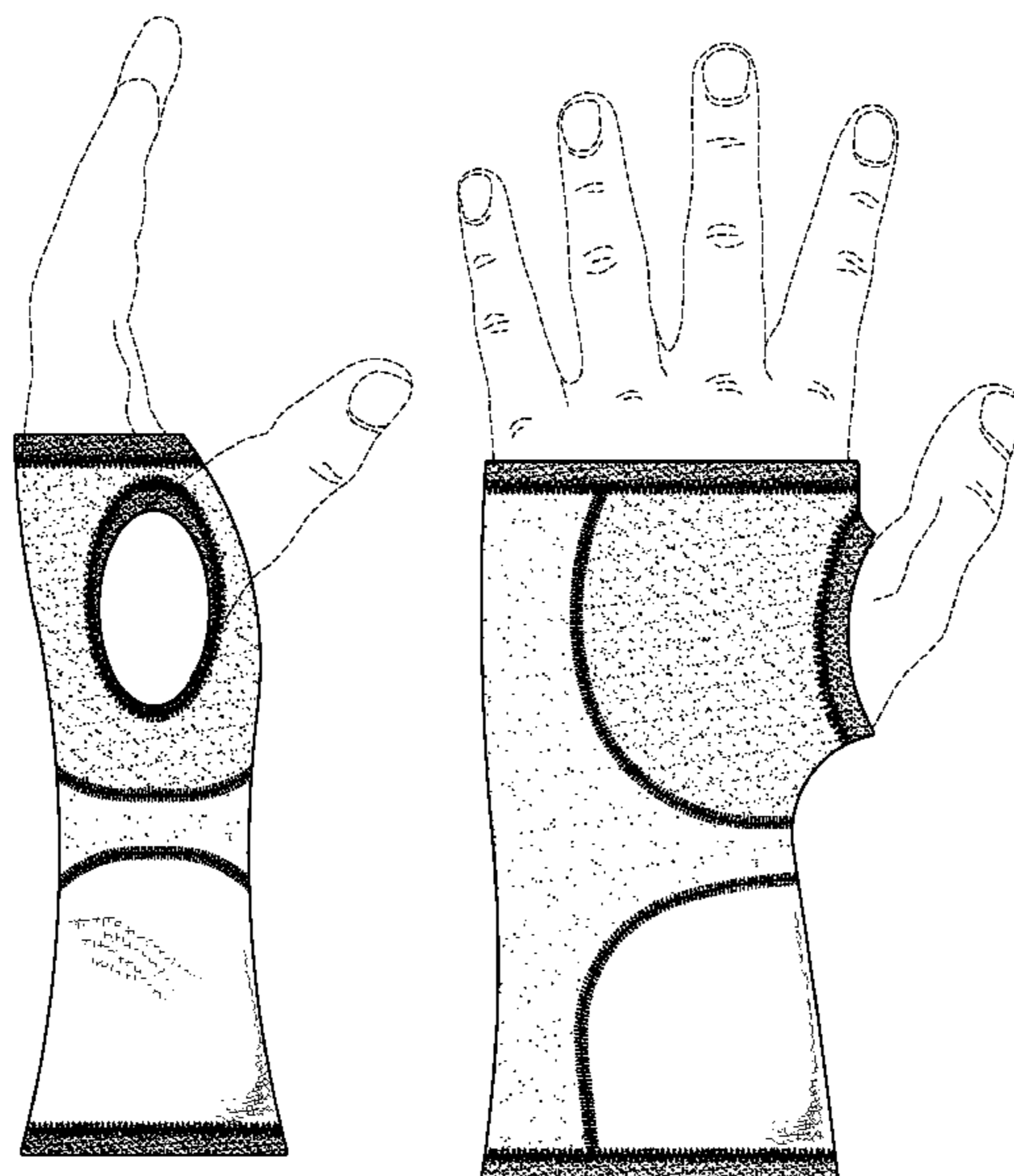
FIG. 3 is a front elevational view thereof; and,

FIG. 4 is a left side elevational view thereof.

The surface treatments consisting of the light and heavy stippling and broken hatched lines are understood to extend uniformly across the indicated structure of which they are applied.

The broken lines showing a hand illustrate environmental structure and form no part of the claimed design.

1 Claim, 4 Drawing Sheets



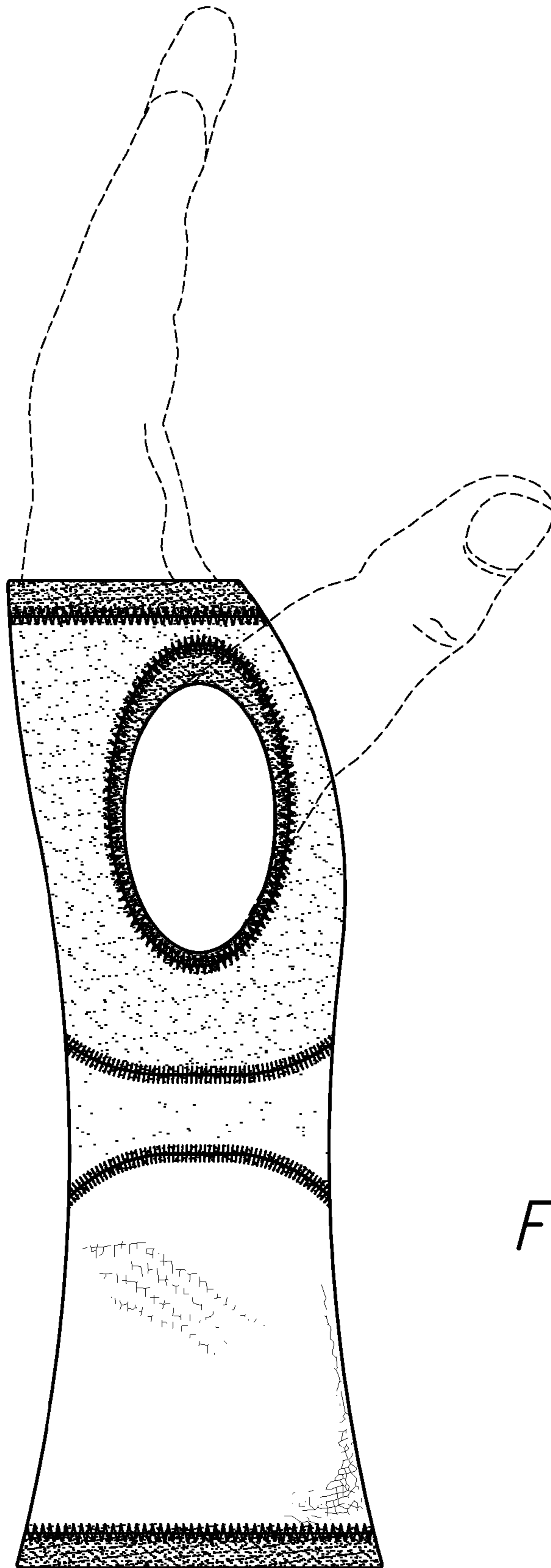


FIG. 1

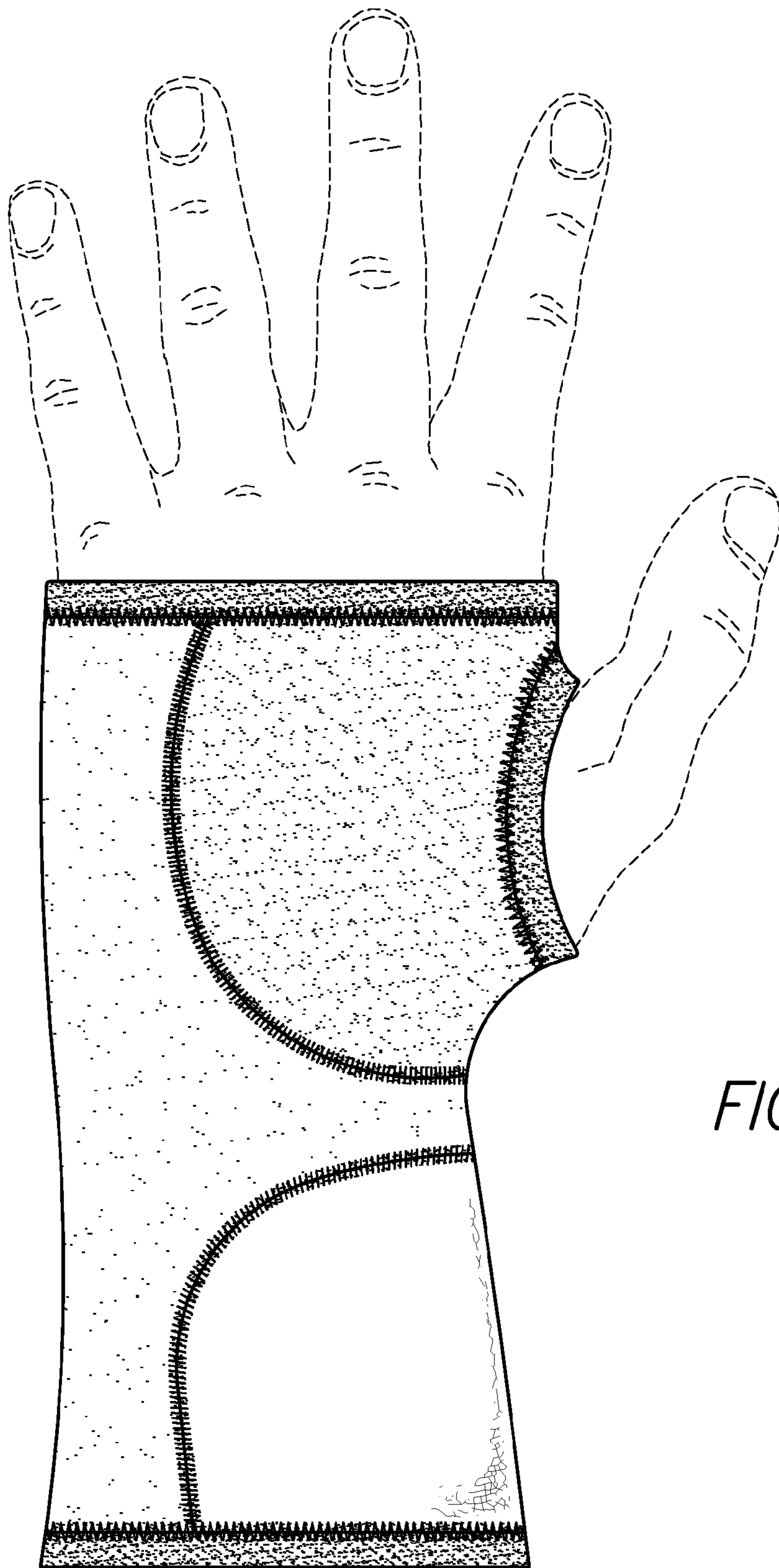


FIG. 2

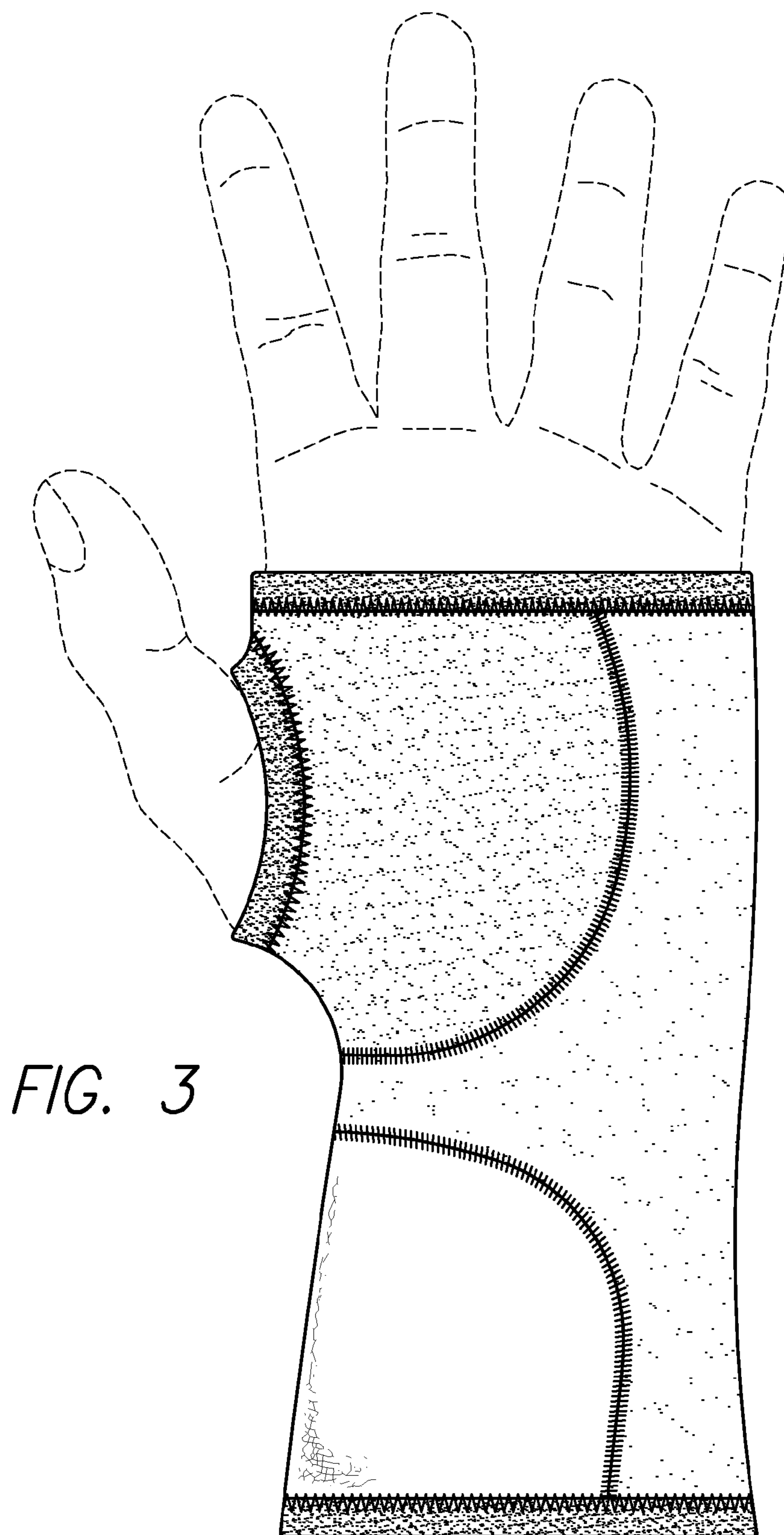


FIG. 3

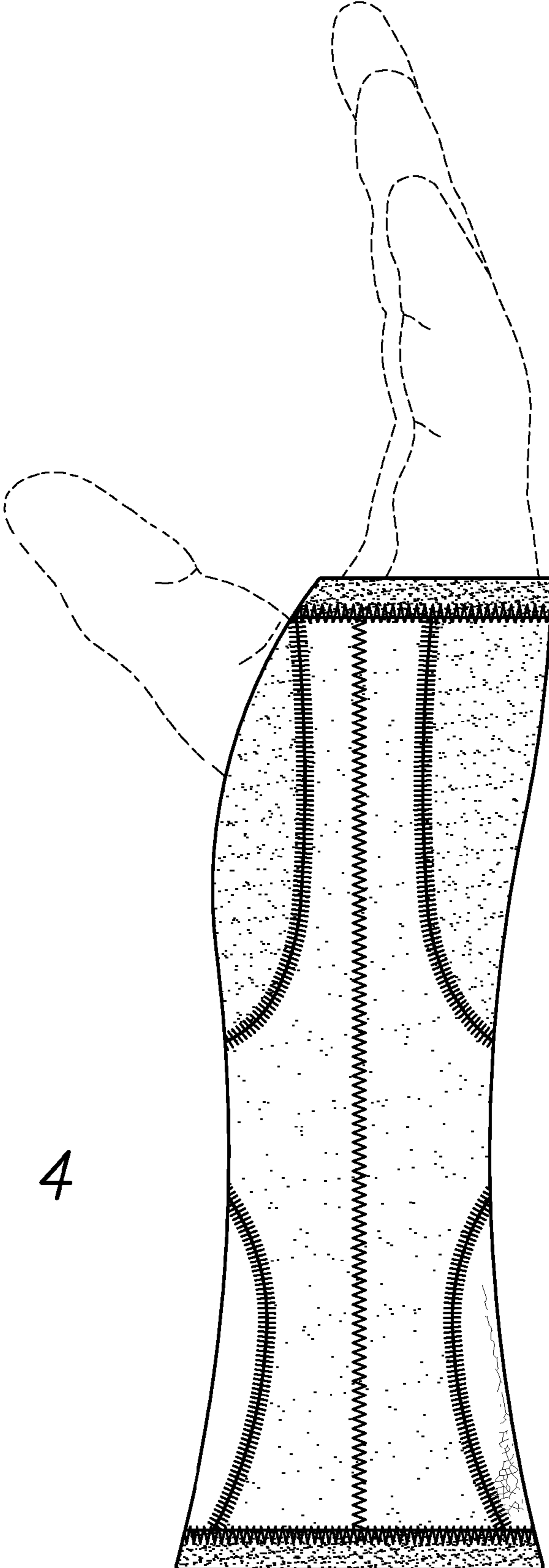


FIG. 4