



US00D580554S

(12) **United States Design Patent**  
**Lin et al.**

(10) **Patent No.:** **US D580,554 S**  
(45) **Date of Patent:** **\*\* Nov. 11, 2008**

(54) **KNEE SUPPORT**

(75) Inventors: **Eve Lin**, Tainan Hsien (TW); **Eric D. Bybee**, Merrimac, WI (US); **Brett Mueller**, Middleton, WI (US); **Laurie Braun**, Prairie du Sac, WI (US)

(73) Assignee: **Mueller Sports Medicine, Inc.**, Prairie du Sac, WI (US)

(\*\*) Term: **14 Years**

(21) Appl. No.: **29/304,278**

(22) Filed: **Feb. 28, 2008**

(51) **LOC (8) Cl.** ..... **24-01**

(52) **U.S. Cl.** ..... **D24/190**

(58) **Field of Classification Search** ..... D24/143, D24/188-190; D2/860, 901, 980; D29/120.1, D29/121.1, 122; 602/3, 5, 7-8, 19-23, 26-27, 602/58-63; 66/171, 172 R; 2/16, 22-24, 2/59, 81, 93, 170, 239; 36/2 R, 102; 187/280; 264/55, 222, 321; 604/312; 128/856, 892  
See application file for complete search history.

(56) **References Cited**

**U.S. PATENT DOCUMENTS**

663,749	A *	12/1900	Gorse	602/60
1,258,052	A *	3/1918	Stall	602/63
3,092,110	A *	6/1963	Duensing	604/312
3,703,171	A *	11/1972	Schiavitto	602/26
4,116,236	A *	9/1978	Albert	602/26
4,269,181	A *	5/1981	Delannoy	602/58
4,272,850	A *	6/1981	Rule	2/24
4,287,885	A *	9/1981	Applegate	602/26
4,474,573	A *	10/1984	Detty	602/26
4,492,227	A *	1/1985	Senn et al.	602/63
4,632,106	A *	12/1986	Gamm	602/63
5,077,837	A *	1/1992	Meistrell	2/16
5,154,690	A *	10/1992	Shiono	602/5
D331,801	S *	12/1992	Shiono	D24/190
D331,802	S *	12/1992	Shiono	D24/190
D331,803	S *	12/1992	Shiono	D24/190
D331,805	S *	12/1992	Shiono	D24/190

5,168,577	A *	12/1992	Detty	2/16
5,411,037	A *	5/1995	Hess et al.	128/882
5,419,161	A *	5/1995	Bodenschatz et al.	66/172 E
5,474,524	A *	12/1995	Carey	602/26
5,735,807	A *	4/1998	Cropper	602/63
5,769,809	A *	6/1998	Witzel	602/62
5,925,010	A *	7/1999	Caprio, Jr.	602/62
D416,651	S *	11/1999	Lanoue	D29/120.1
D444,563	S *	7/2001	Rodgers	D24/190
6,592,539	B1 *	7/2003	Einarsson et al.	602/62
6,776,769	B2 *	8/2004	Smith	602/61
7,090,651	B2 *	8/2006	Chiang et al.	602/5
D572,827	S *	7/2008	Reinhardt et al.	D24/190
D574,084	S *	7/2008	Reinhardt	D24/190
2002/0115950	A1 *	8/2002	Domanski et al.	602/23
2003/0114782	A1 *	6/2003	Chiang et al.	602/6
2008/0139982	A1 *	6/2008	Magnusson	602/5

\* cited by examiner

*Primary Examiner*—Robert M Spear

*Assistant Examiner*—Susan E Krakower

(74) *Attorney, Agent, or Firm*—Rick L. Abegglen

(57) **CLAIM**

We claim the ornamental design for a knee support, as shown and described.

**DESCRIPTION**

FIG. 1 is a front elevational view of a knee support showing our new design;

FIG. 2 is a right side elevational view thereof;

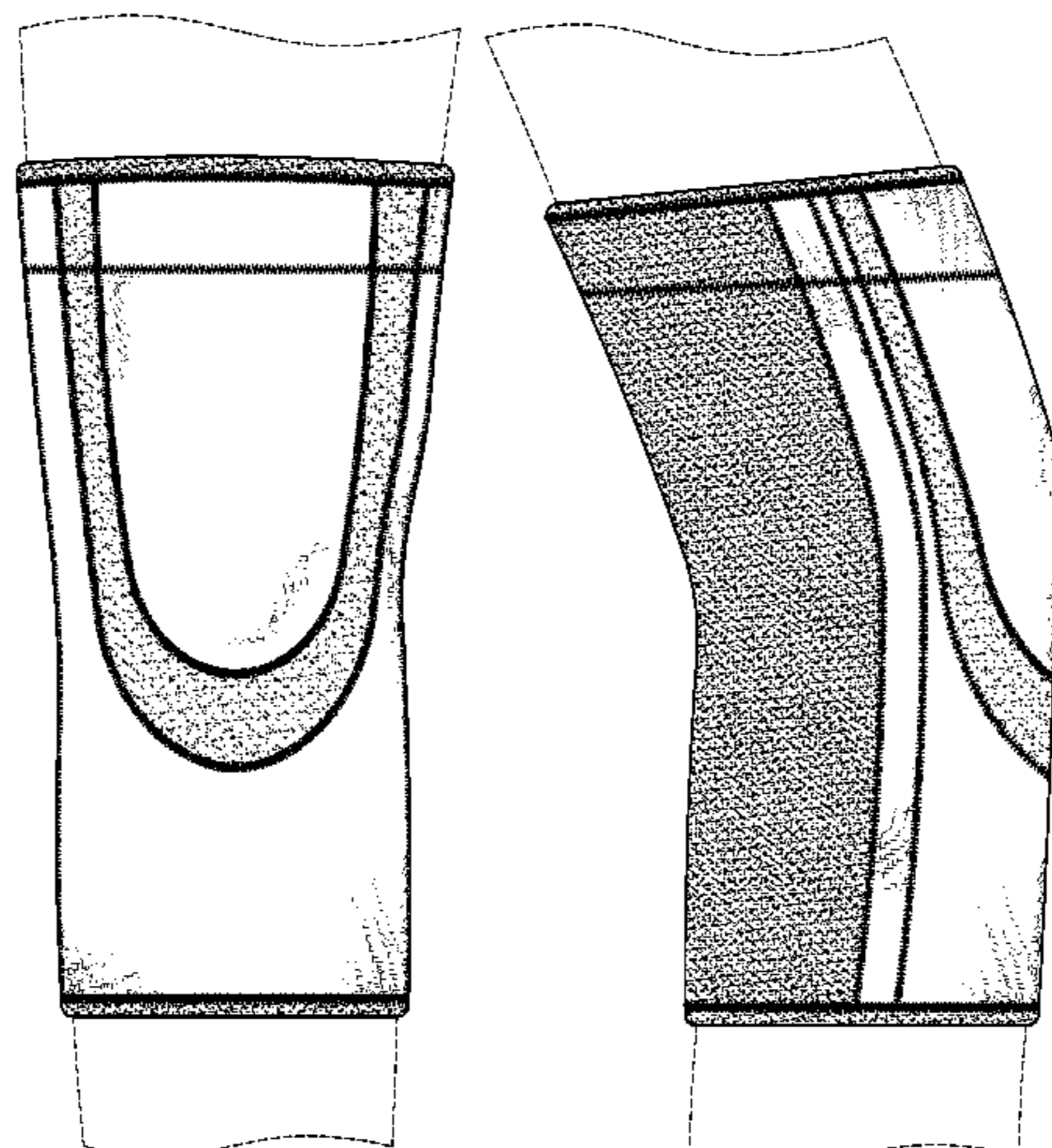
FIG. 3 is a left side elevational view thereof; and,

FIG. 4 is a back elevational view thereof.

The surface treatments consisting of the light and heavy stippling and broken hatched lines are understood to extend uniformly across the indicated structures to which they are applied.

The ornamental design that is claimed is shown in solid lines in the drawings. The broken lines showing a leg portion illustrate environmental structure and form no part of the claimed design.

**1 Claim, 4 Drawing Sheets**



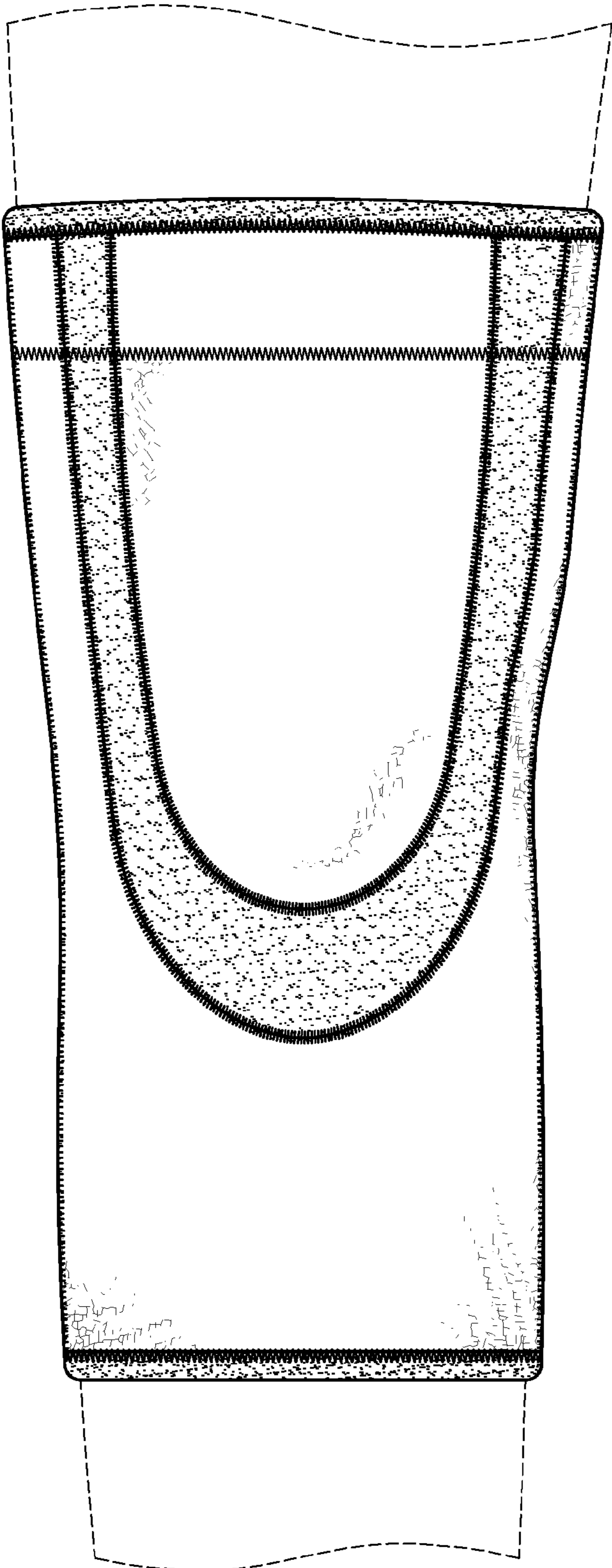


FIG. 1

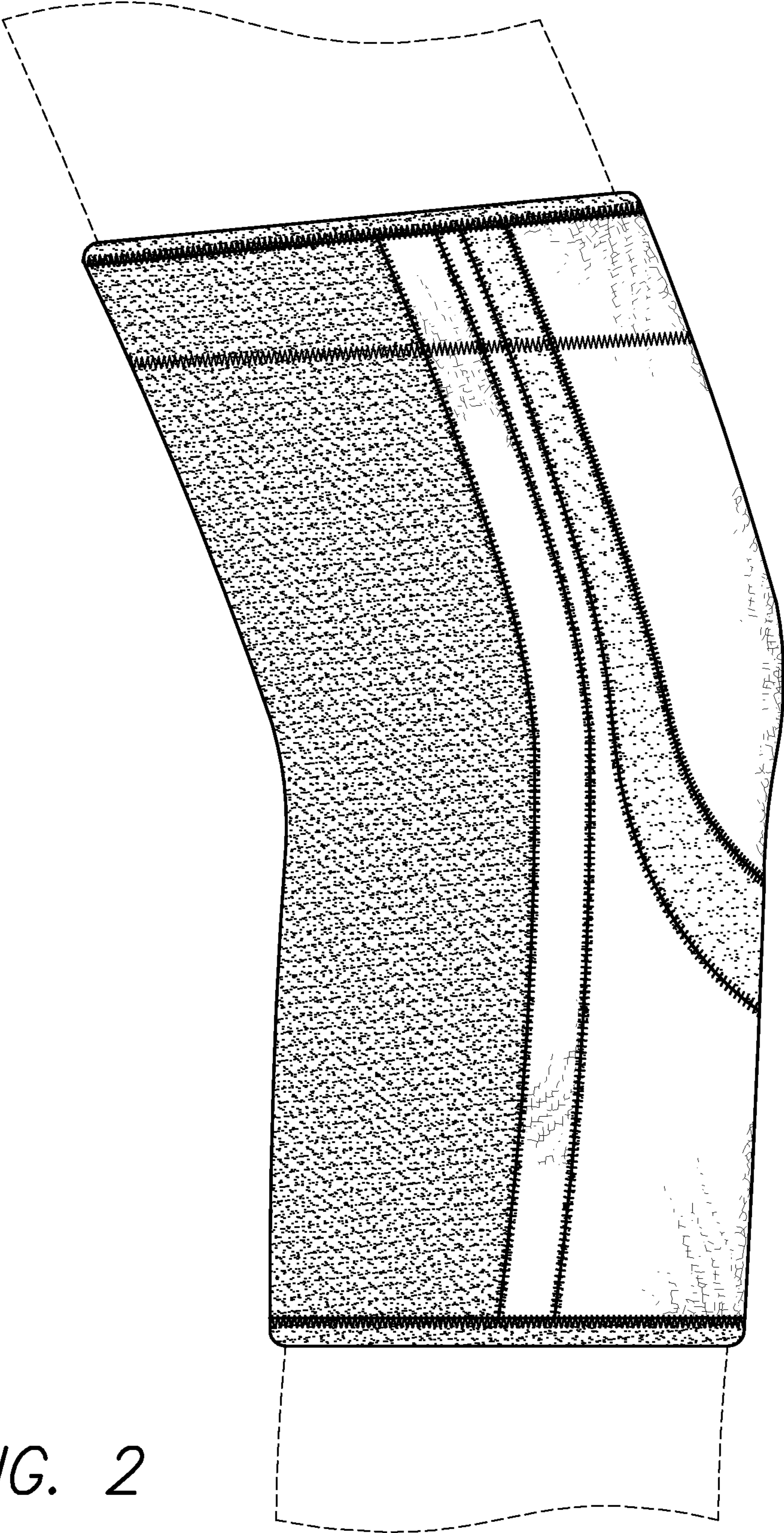


FIG. 2

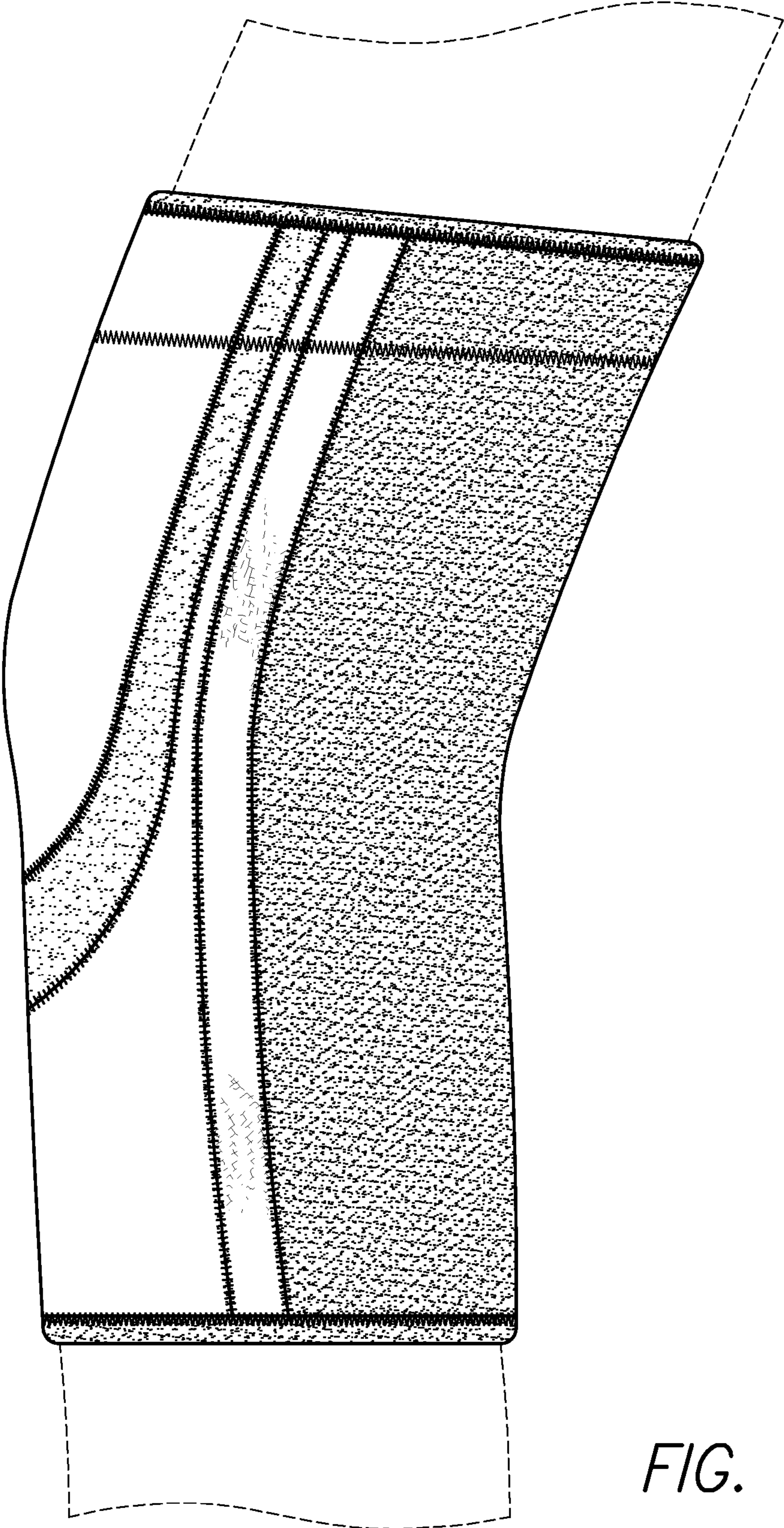


FIG. 3

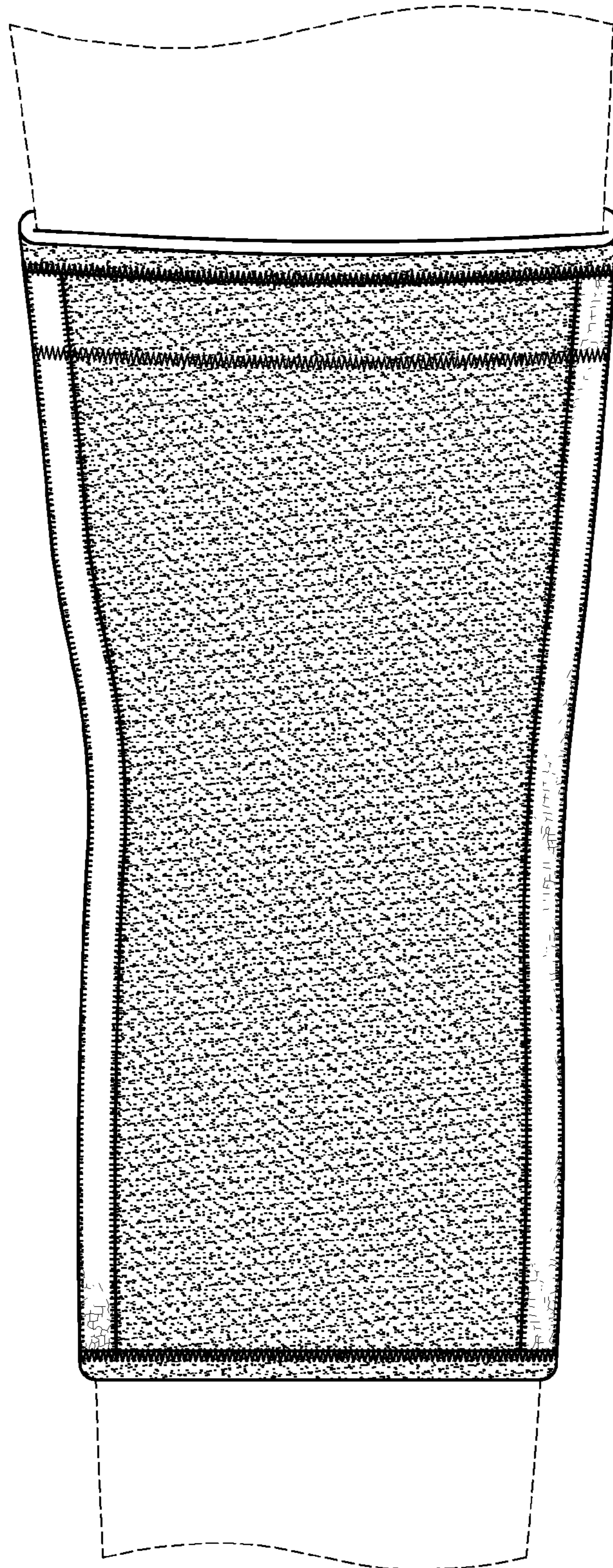


FIG. 4