



US00D580553S

(12) **United States Design Patent**
Nash

(10) **Patent No.:** **US D580,553 S**
(45) **Date of Patent:** **** Nov. 11, 2008**

(54) **BANDAGE**

D562,461 S * 2/2008 Nash D24/189

(76) Inventor: **Alan E. Nash**, 1028 Ramsgate Dr.,
Gastonia, NC (US) 28056

* cited by examiner

(**) Term: **14 Years**

Primary Examiner—Louis S Zarfaz

Assistant Examiner—Michelle E Wilson

(21) Appl. No.: **29/283,774**

(74) *Attorney, Agent, or Firm*—Adams Intellectual Property
Law, P.A.

(22) Filed: **Aug. 23, 2007**

(57) **CLAIM**

Related U.S. Application Data

I claim the ornamental design for a bandage, as shown and
described.

(63) Continuation of application No. 29/230,309, filed on
May 19, 2005, now Pat. No. Des. 550,367.

DESCRIPTION

(51) **LOC (8) Cl.** **24-04**

FIG. 1 is a perspective view of a bandage, showing my new
design;

(52) **U.S. Cl.** **D24/189**

FIG. 2 is a top plan view of the aspect shown in FIG. 1;

(58) **Field of Classification Search** D24/188–189,
D24/134–135; D20/11, 23, 24, 26, 36; D28/99;
602/41–43

FIG. 3 is a first side elevational view of the aspect shown in
FIG. 1;

See application file for complete search history.

FIG. 4 is a second side elevational view of the aspect shown
in FIG. 1;

(56) **References Cited**

FIG. 5 is a front elevational view of the aspect shown in FIG.
1;

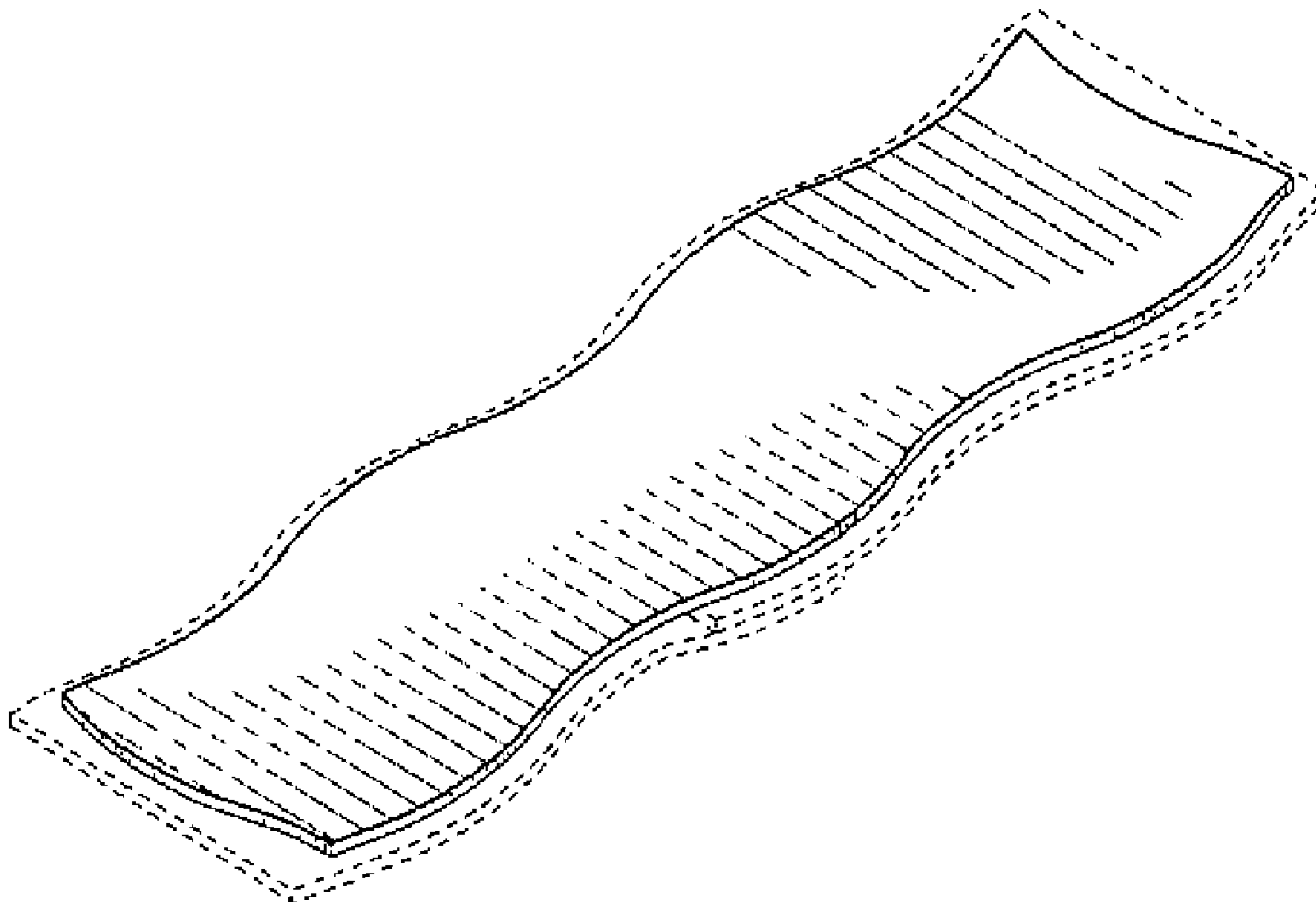
U.S. PATENT DOCUMENTS

D414,813 S * 10/1999 Browning D20/23
D521,152 S * 5/2006 Dodd et al. D24/189
D527,102 S * 8/2006 Mills et al. D24/124
D528,658 S * 9/2006 Mueller et al. D24/189
D548,348 S * 8/2007 Nash D24/189
D550,367 S * 8/2007 Nash D24/189

FIG. 6 is a rear elevational view of the aspect shown in FIG.
1; and,

FIG. 7 is a bottom plan view of the aspect shown in FIG. 1.

1 Claim, 2 Drawing Sheets



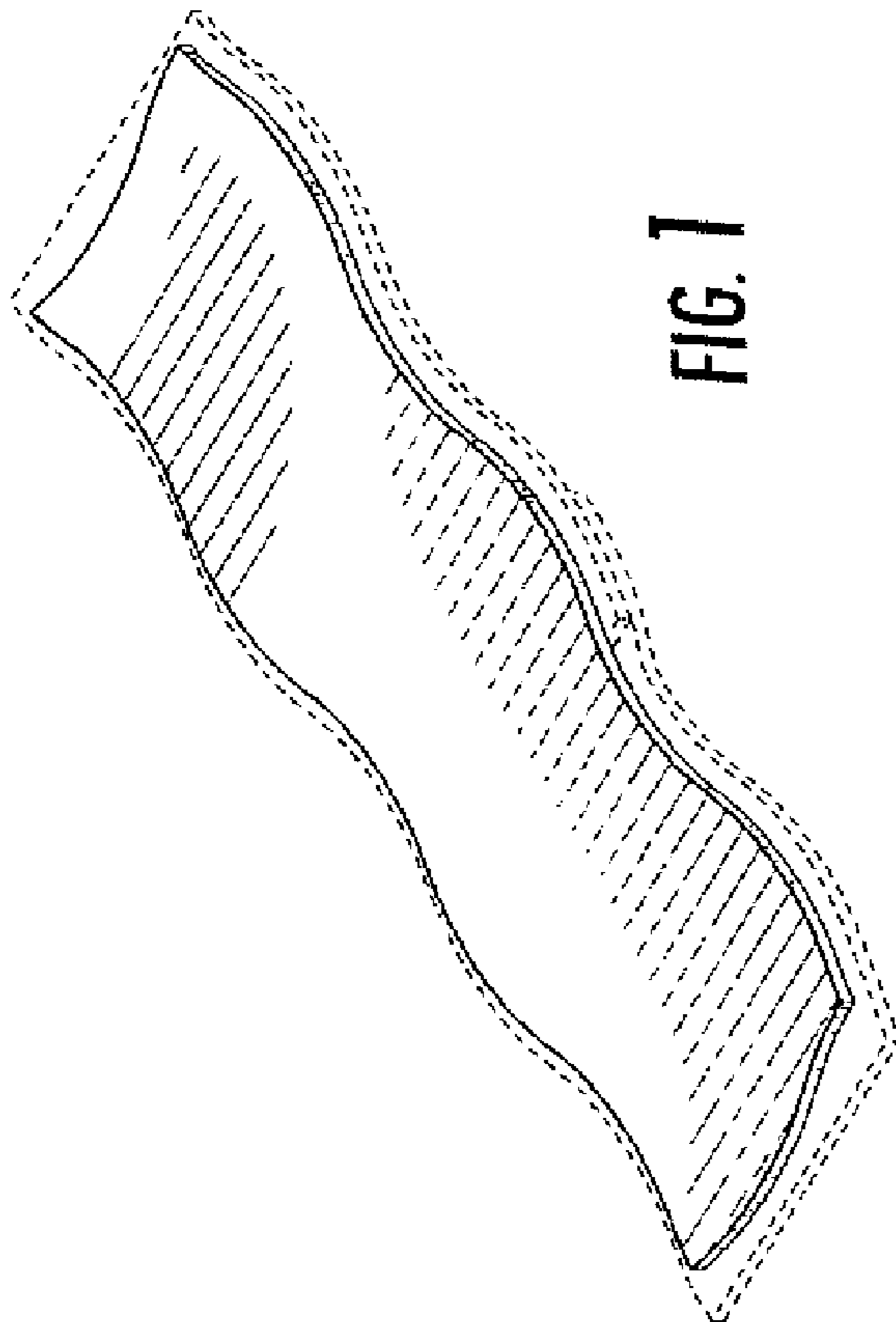


FIG. 1

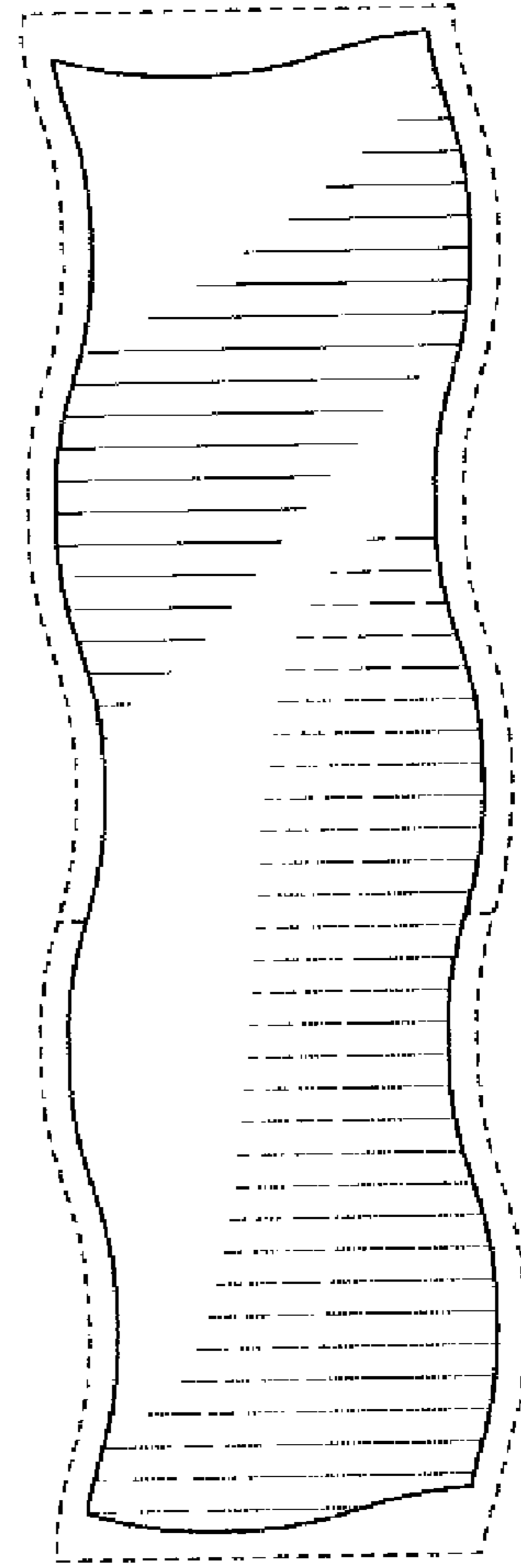


FIG. 2

FIG. 3



FIG. 4



FIG. 6



FIG. 5

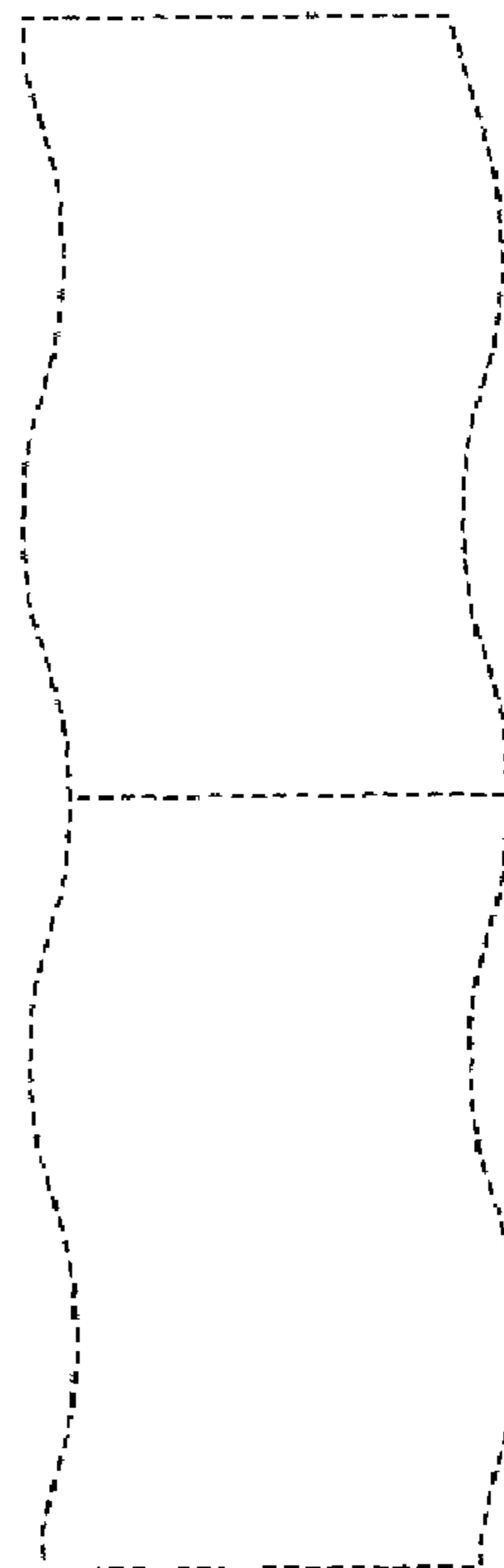


FIG. 7