



US00D580544S

(12) **United States Design Patent**
Badarello

(10) **Patent No.:** **US D580,544 S**

(45) **Date of Patent:** **** Nov. 11, 2008**

(54) **CEILING FAN MOTOR HOUSING**

(75) Inventor: **Christophe Badarello**, Walls, MS (US)

(73) Assignee: **Hunter Fan Company**, Memphis, TN (US)

(**) Term: **14 Years**

(21) Appl. No.: **29/273,287**

(22) Filed: **Mar. 1, 2007**

(51) **LOC (8) Cl.** **23-04**

(52) **U.S. Cl.** **D23/411**

(58) **Field of Classification Search** D23/377,
D23/379, 385, 411, 413; 416/5

See application file for complete search history.

(56) **References Cited**

U.S. PATENT DOCUMENTS

- D400,241 S * 10/1998 Jaspers-Fayer et al. D23/377
- D521,627 S * 5/2006 Flores D23/377
- D533,653 S * 12/2006 Hidalgo D23/377
- D556,884 S * 12/2007 Flores D23/377

OTHER PUBLICATIONS

Hunter Prestige 2004 Product Catalog, p. 38 and 39 Cote d'Azur Fan.

Hunter Prestige 2004 Product Catalog, pp. 40, 41, 42 and 43 Belle Meade Fan.

Hunter Prestige 2004 Product Catalog, p. 70 and 71 The Royal Oak Fan.

Hunter Prestige 2004 Product Catalog, p. 72 and 73 52" Dominion Fan.

2002 Casablanca Fan Co. Product Catalog p. 37 Campana Fan.

* cited by examiner

Primary Examiner—Lisa P Lichtenstein

(74) *Attorney, Agent, or Firm*—Baker Donelson et al.

(57) **CLAIM**

The ornamental design for a ceiling fan motor housing, as shown and described.

DESCRIPTION

FIG. 1 is a perspective view of a ceiling fan motor housing showing my new design.

FIG. 2 is a front view thereof, the rear view, right side view and left side view being the same thereof.

FIG. 3 is a bottom view thereof; and,

FIG. 4 is a top view thereof.

1 Claim, 2 Drawing Sheets

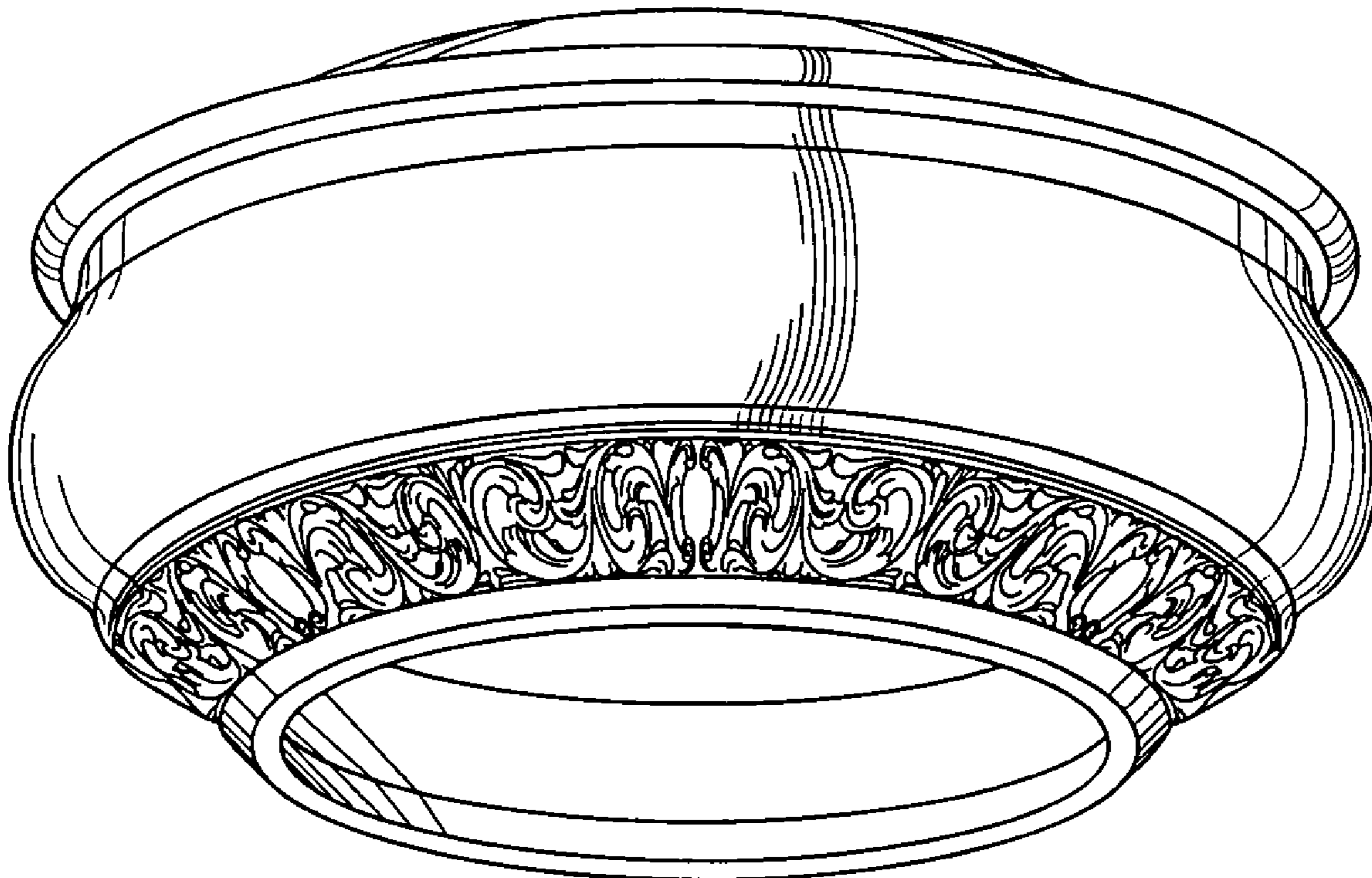


Fig. 1

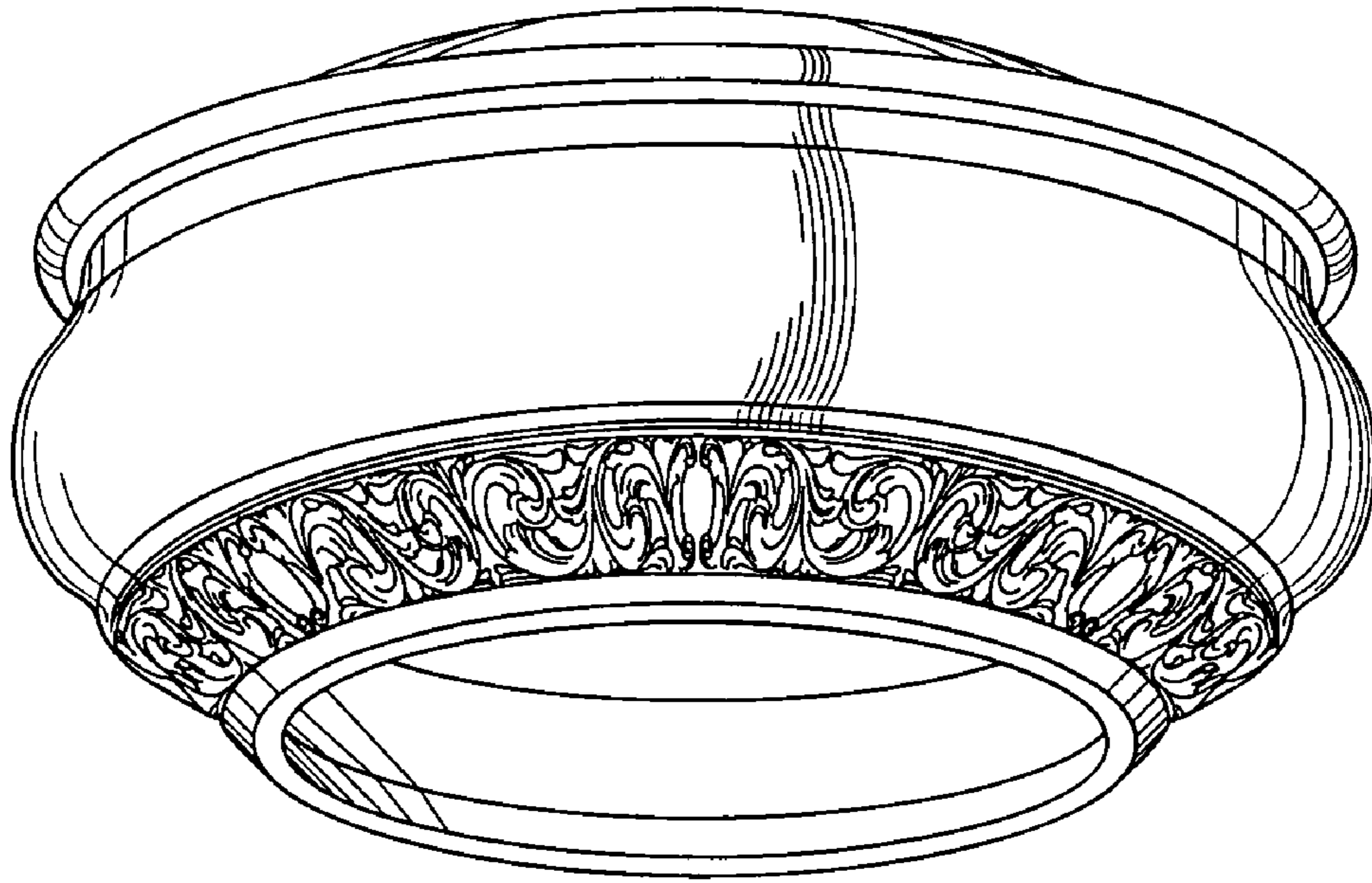


Fig. 2

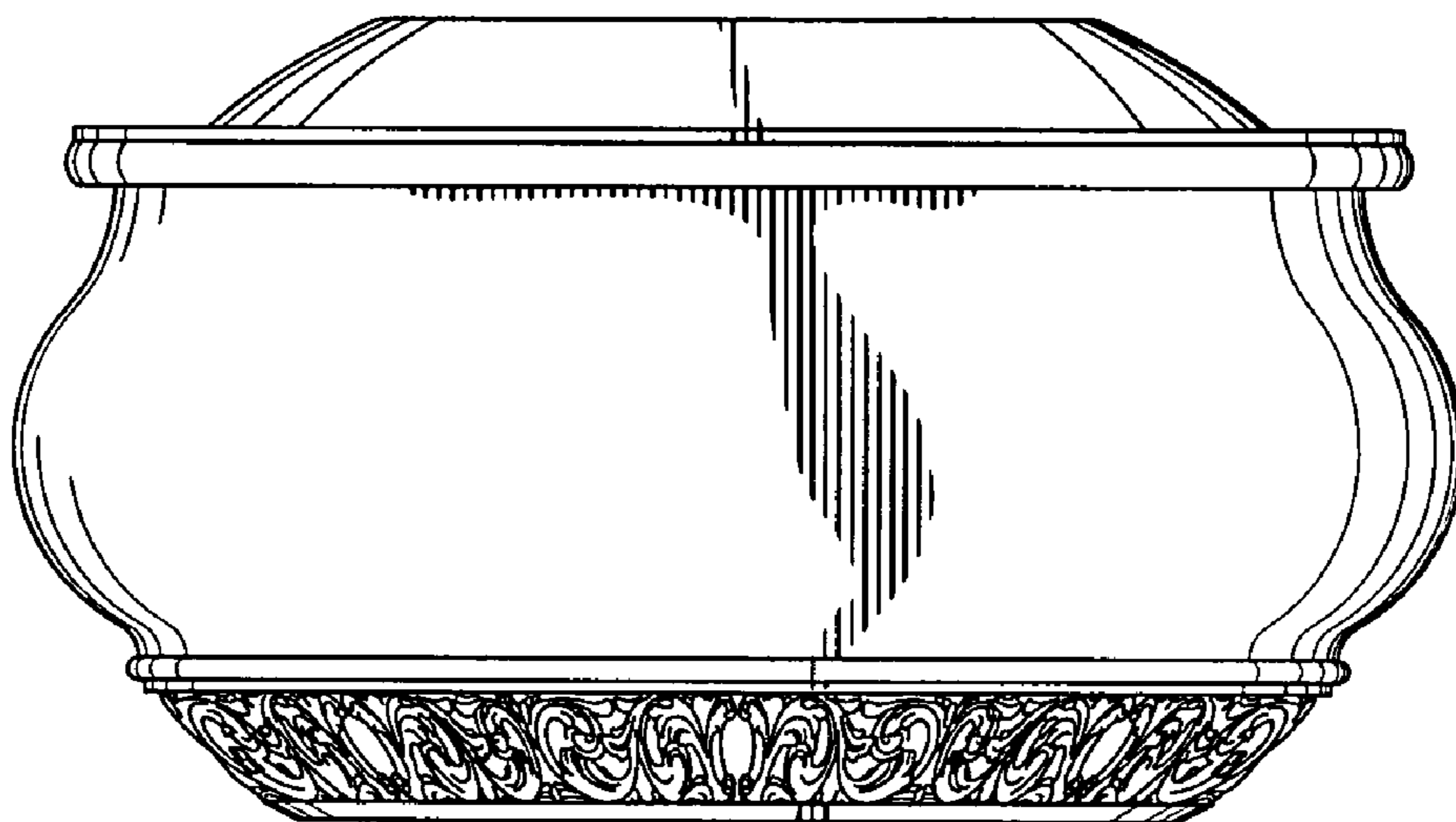


Fig. 4

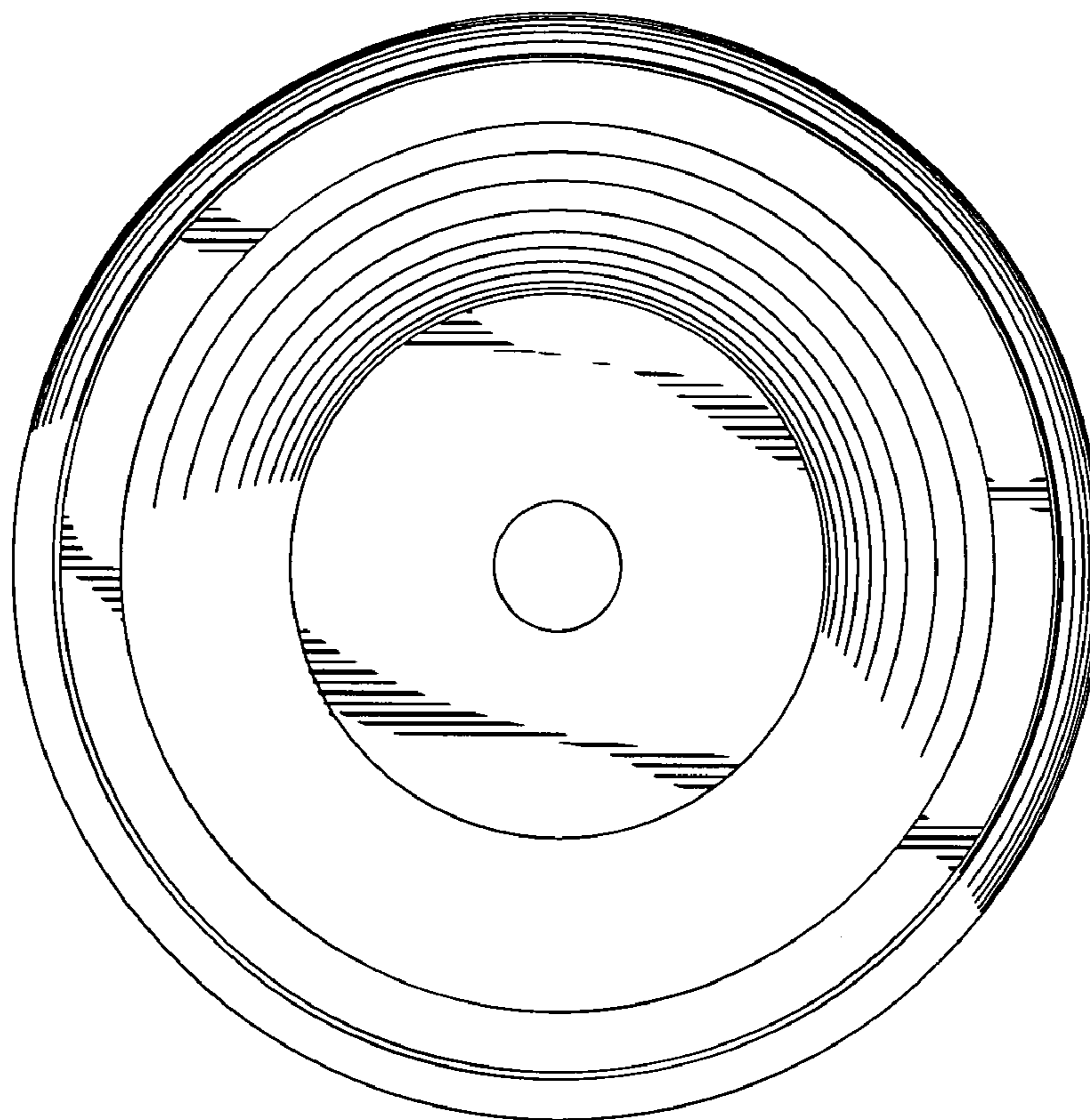


Fig. 3

