



US00D580540S

(12) **United States Design Patent**
Kudo

(10) **Patent No.:** **US D580,540 S**

(45) **Date of Patent:** **** Nov. 11, 2008**

(54) **RANGE HOOD**

(75) Inventor: **Hiroshi Kudo**, Kanagawa-ken (JP)

(73) Assignee: **Fuji Industrial Co., Ltd.**,
Kanagawa-ken (JP)

(**) Term: **14 Years**

(21) Appl. No.: **29/306,495**

(22) Filed: **Apr. 10, 2008**

D533,652 S	12/2006	Kashimura	
D533,933 S	12/2006	Kashimura	
D537,159 S	2/2007	Kashimura	
D537,931 S	3/2007	Kashimura	
D538,917 S	3/2007	Kashimura	
D565,718 S	4/2008	Kudo	
D575,861 S	* 8/2008	Kudo D23/372

* cited by examiner

Primary Examiner—Lisa P Lichtenstein

(74) *Attorney, Agent, or Firm*—Greenblum & Bernstein,
P.L.C.

Related U.S. Application Data

(62) Division of application No. 29/241,653, filed on Oct.
31, 2005, now Pat. No. Des. 575,861.

(51) **LOC (8) Cl.** **23-04**

(52) **U.S. Cl.** **D23/372**

(58) **Field of Classification Search** D23/372,
D23/371, 383; 126/299 R, 299 D

See application file for complete search history.

(56) **References Cited**

U.S. PATENT DOCUMENTS

D452,557 S	12/2001	Tamura
D452,558 S	12/2001	Tamura
D452,907 S	1/2002	Tamura
D483,846 S	12/2003	Kudo
D484,231 S	12/2003	Kudo

(57) **CLAIM**

I claim the ornamental design for a range hood, as shown and
described.

DESCRIPTION

FIG. 1 is a top plan view of a range hood, showing my new
design;

FIG. 2 is a bottom plan view of the range hood of FIG. 1;

FIG. 3 is a right side elevational view of the range hood of
FIG. 1, the left side being a mirror image of the right side;

FIG. 4 is a front elevational view of the range hood of FIG. 1,
the rear side being a mirror image of the front side; and,

FIG. 5 a perspective view of the range hood of FIG. 1.

1 Claim, 3 Drawing Sheets




Fig. 1




Fig. 2

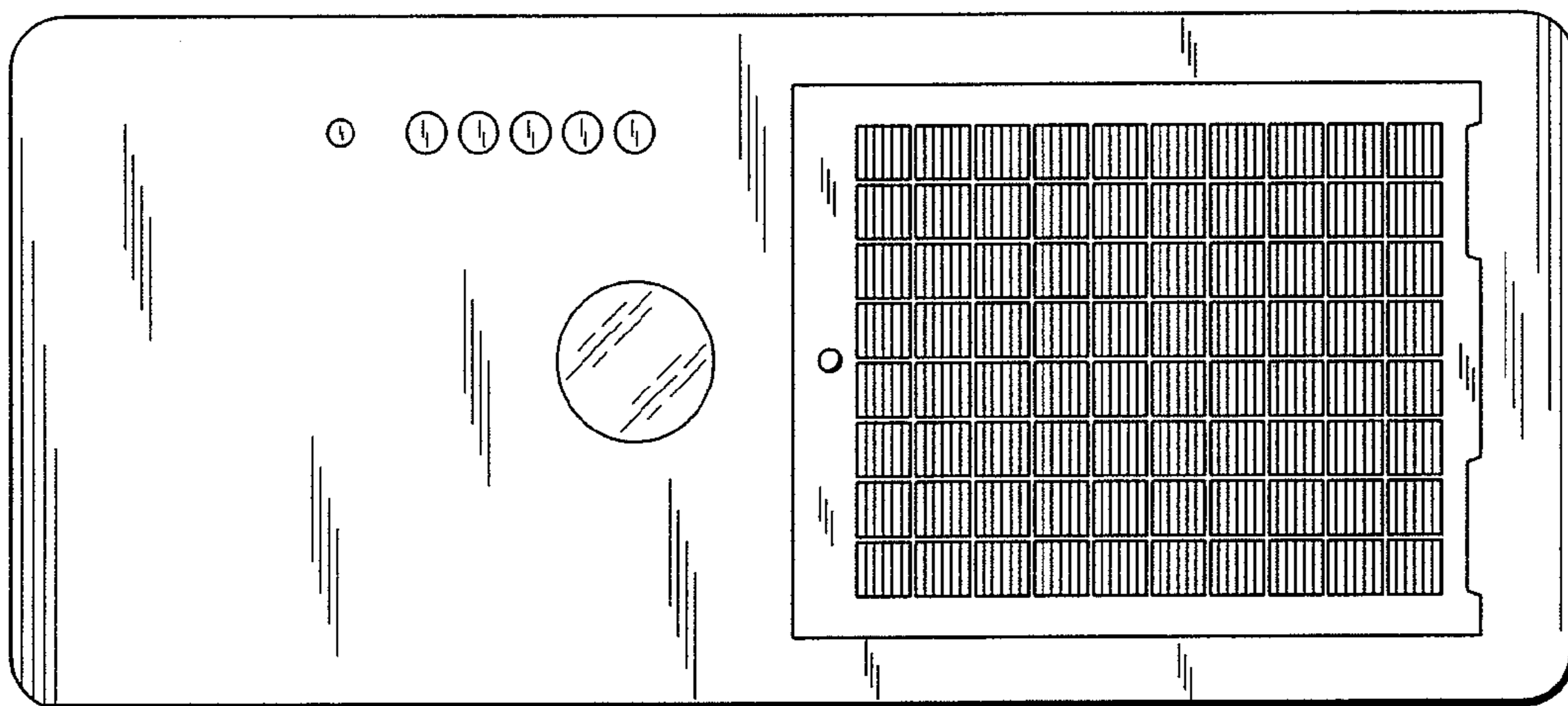


Fig. 3

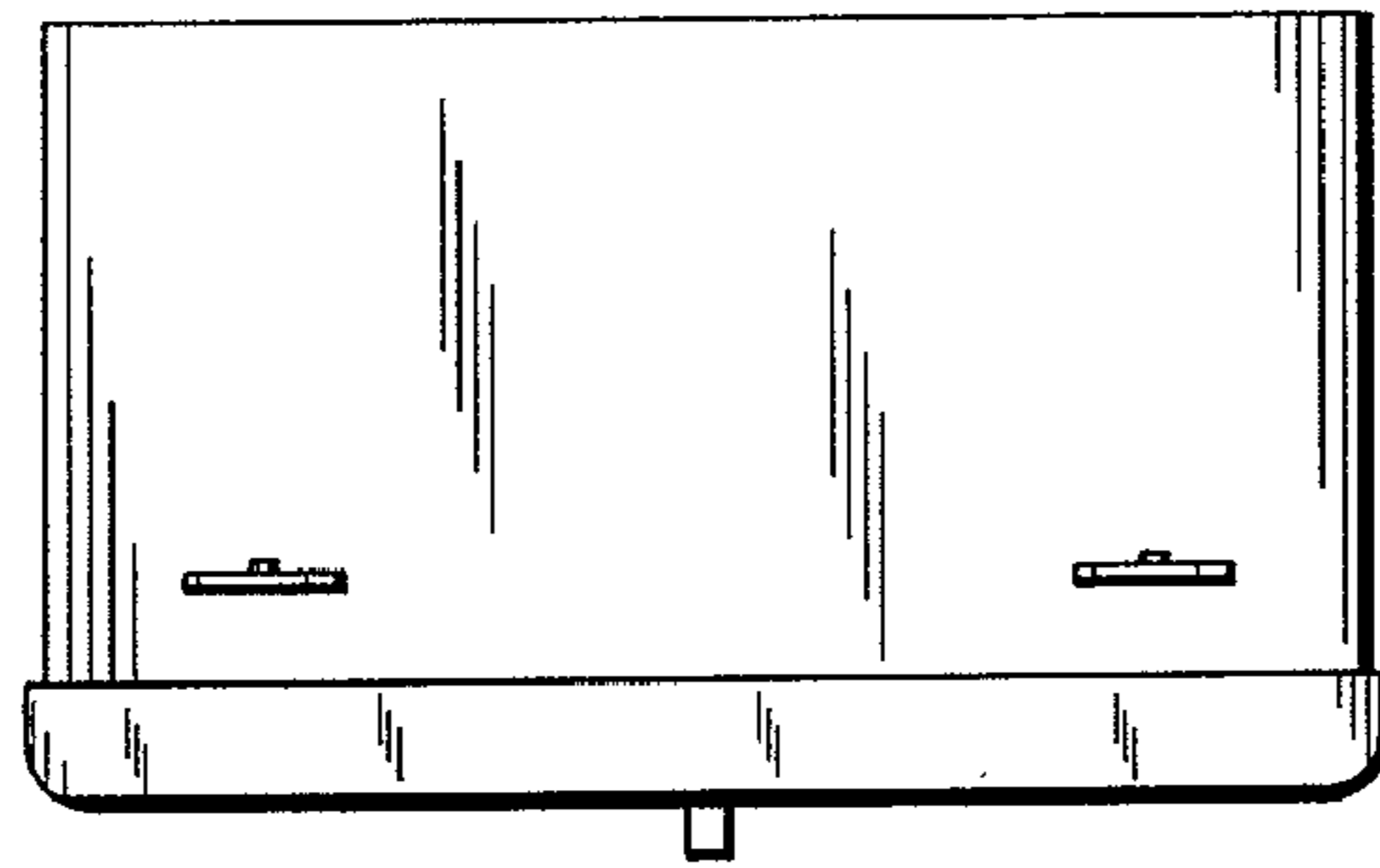


Fig. 4

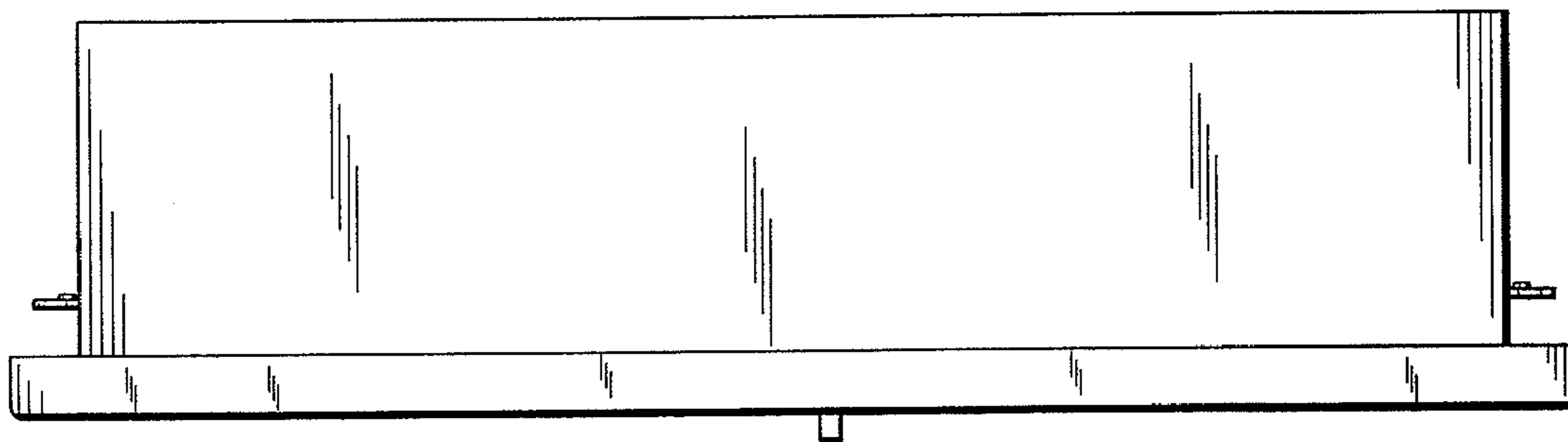


Fig. 5

