



US00D580533S

(12) **United States Design Patent**
Maruhashi

(10) **Patent No.:** **US D580,533 S**

(45) **Date of Patent:** **** Nov. 11, 2008**

(54) **COVER FOR A FLUSHING TANK**

D393,900 S * 4/1998 Witzig D23/313

(75) Inventor: **Masahiro Maruhashi**, Kitakyusyu (JP)

* cited by examiner

(73) Assignee: **ToTo Ltd.**, Fukuoka (JP)

Primary Examiner—Robert A Delehanty

(74) *Attorney, Agent, or Firm*—Birch, Stewart, Kolasch & Birch, LLP

(**) Term: **14 Years**

(21) Appl. No.: **29/274,474**

(57) **CLAIM**

(22) Filed: **Apr. 27, 2007**

The ornamental design for a cover for a flushing tank, as shown and described.

(30) **Foreign Application Priority Data**

Feb. 26, 2007 (JP) 2007-004757

DESCRIPTION

(51) **LOC (8) Cl.** **23-02**

FIG. 1 is a perspective view of the top, front and right side of a cover for a flushing tank showing my new design;

(52) **U.S. Cl.** **D23/313**

FIG. 2 is a front view thereof;

(58) **Field of Classification Search** D23/295,

FIG. 3 is a top plan view thereof;

D23/301, 303, 309, 313; 4/664, 300, 353

FIG. 4 is a bottom view thereof;

See application file for complete search history.

FIG. 5 is a left side view thereof;

(56) **References Cited**

FIG. 6 is a right side view thereof; and,

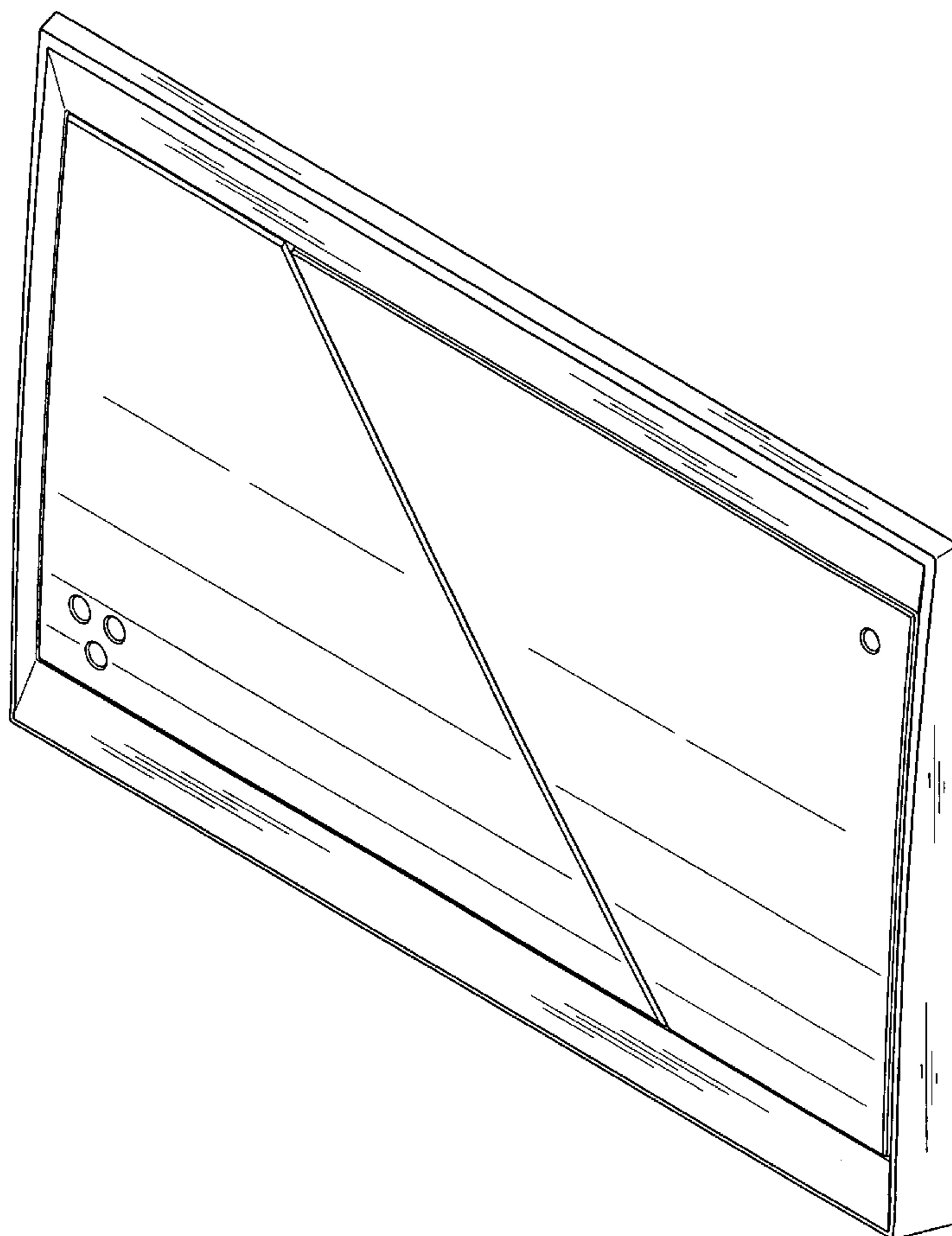
U.S. PATENT DOCUMENTS

FIG. 7 is a rear view thereof.

D237,886 S * 12/1975 Korol D23/313

D348,311 S * 6/1994 Witzig D23/313

1 Claim, 5 Drawing Sheets






FIG. 1

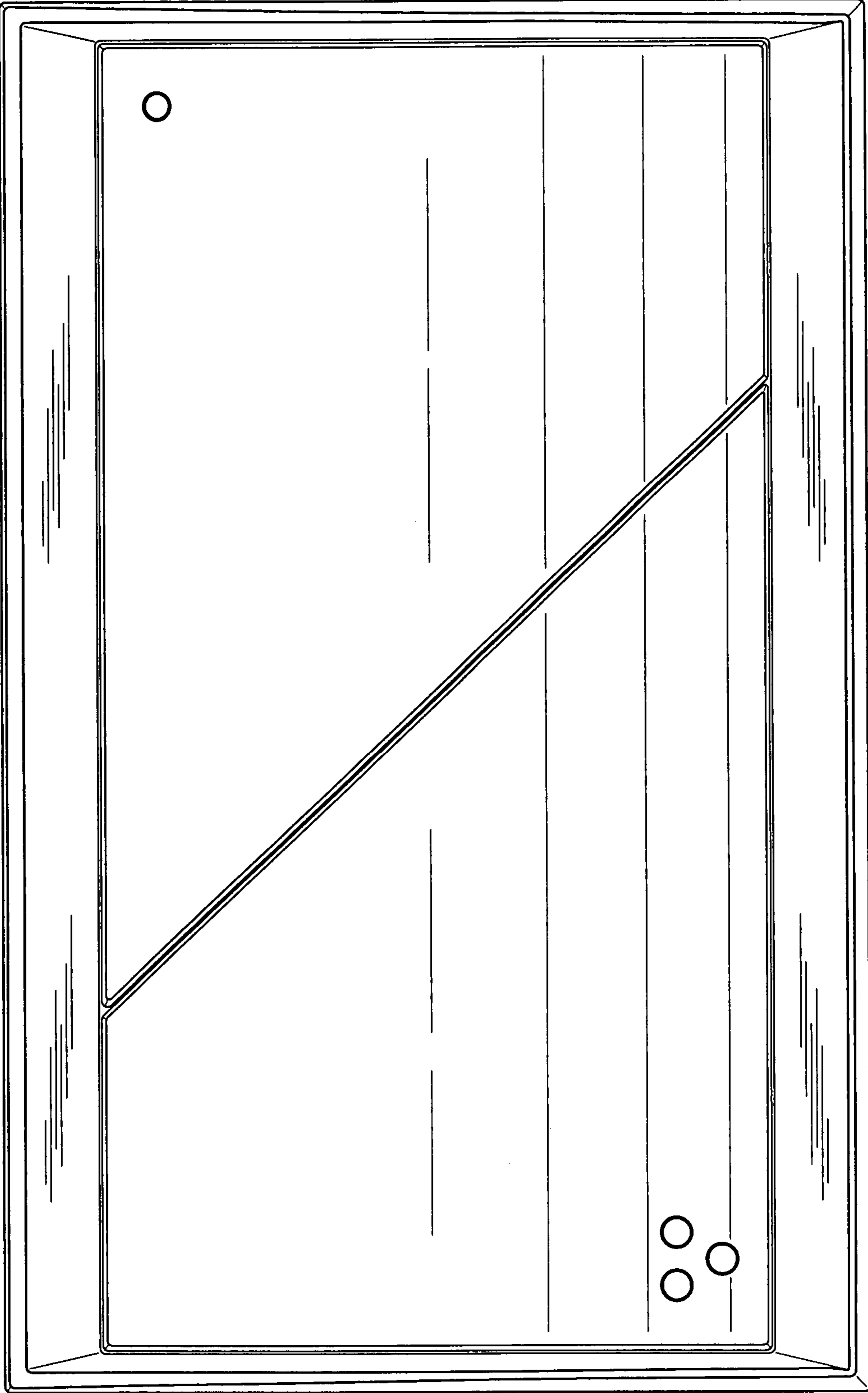


FIG. 2



FIG. 3




FIG. 4

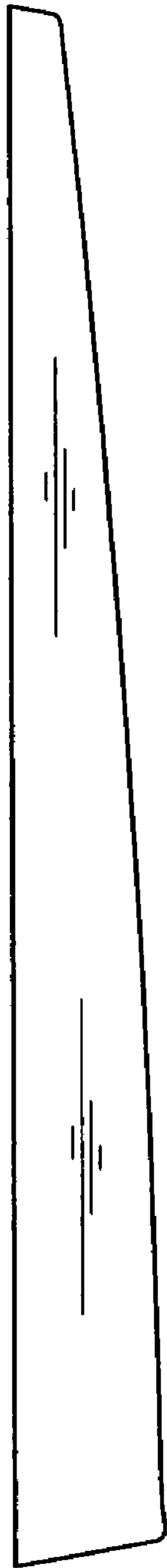


FIG. 5




FIG. 6

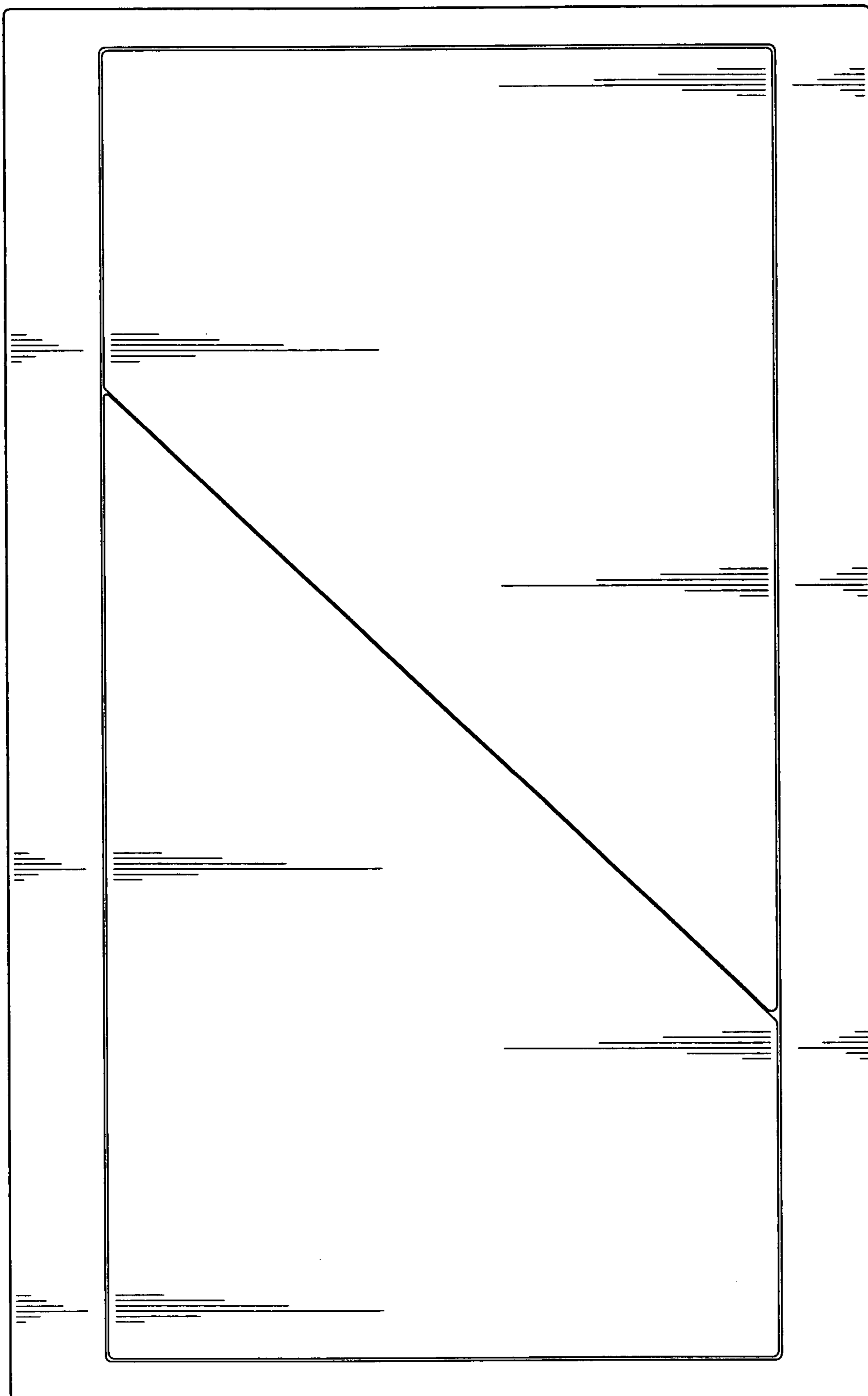


FIG. 7