



US00D580523S

(12) **United States Design Patent**  
**Hanna**

(10) **Patent No.:** **US D580,523 S**

(45) **Date of Patent:** **\*\* Nov. 11, 2008**

(54) **FAUCET HANDLE**

(75) Inventor: **Aaron Hanna**, Corona, CA (US)

(73) Assignee: **Newfrey LLC**, Newark, DE (US)

(\*\*) Term: **14 Years**

(21) Appl. No.: **29/286,146**

(22) Filed: **Apr. 25, 2007**

(51) **LOC (8) Cl.** ..... **23-01**

(52) **U.S. Cl.** ..... **D23/252**

(58) **Field of Classification Search** ..... D23/250,  
D23/252-254, 238-243, 244-249; 4/675-678;  
D8/300, 307-308; D6/550; 137/801; 16/110.1,  
16/441

See application file for complete search history.

(56) **References Cited**

**U.S. PATENT DOCUMENTS**

D108,067 S	1/1938	Clemmons
D219,781 S	1/1971	Neimann
D235,098 S	5/1975	Doman
D290,496 S	6/1987	Ryan
D346,205 S	4/1994	Sauter et al.
D383,831 S	9/1997	Esche et al.
D389,229 S	1/1998	Kolada
D397,412 S	8/1998	Slothower et al.
D397,425 S	8/1998	Paredes et al.
D402,005 S	12/1998	Ko
D407,144 S	3/1999	Formgren
D413,654 S	9/1999	Paredes et al.
D458,345 S	6/2002	Gottwald
D460,534 S	7/2002	Hanna et al.

D464,119 S	10/2002	Blomstrom	
D469,857 S	2/2003	Lim	
D470,574 S	2/2003	Marshall	
D470,575 S	2/2003	Marshall	
D471,964 S	3/2003	Bates et al.	
D505,714 S	5/2005	Dretzka	
D517,660 S	3/2006	Kemp	
D517,662 S	3/2006	Müllenmeister	
D521,353 S	5/2006	Gilbert	
D521,354 S	5/2006	Gilbert et al.	
D526,052 S *	8/2006	Lord	..... D23/252
D533,629 S	12/2006	Lammel	

\* cited by examiner

*Primary Examiner*—Robert A Delehanty

(74) *Attorney, Agent, or Firm*—Richard J. Veltman

(57) **CLAIM**

The ornamental design for a faucet handle, as shown and described.

**DESCRIPTION**

FIG. 1 is a perspective view of a faucet handle showing a new design;

FIG. 2 is a front view thereof;

FIG. 3 is a back view thereof;

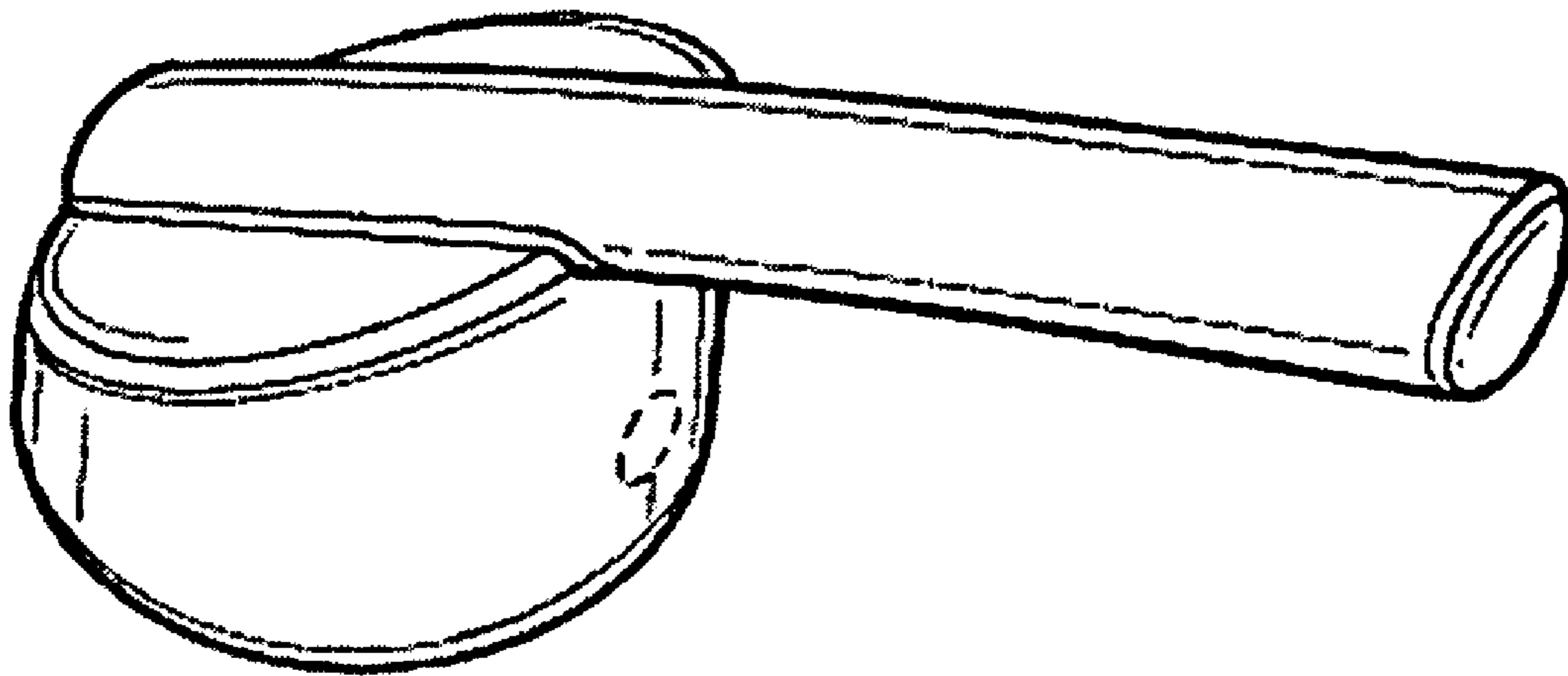
FIG. 4 is a top view thereof;

FIG. 5 is a bottom view thereof; and,

FIG. 6 is a right side view (the left side view being a mirror image) thereof.

The broken lines in the Figures are for illustrative purposes only and form no part of the claimed design.

**1 Claim, 2 Drawing Sheets**



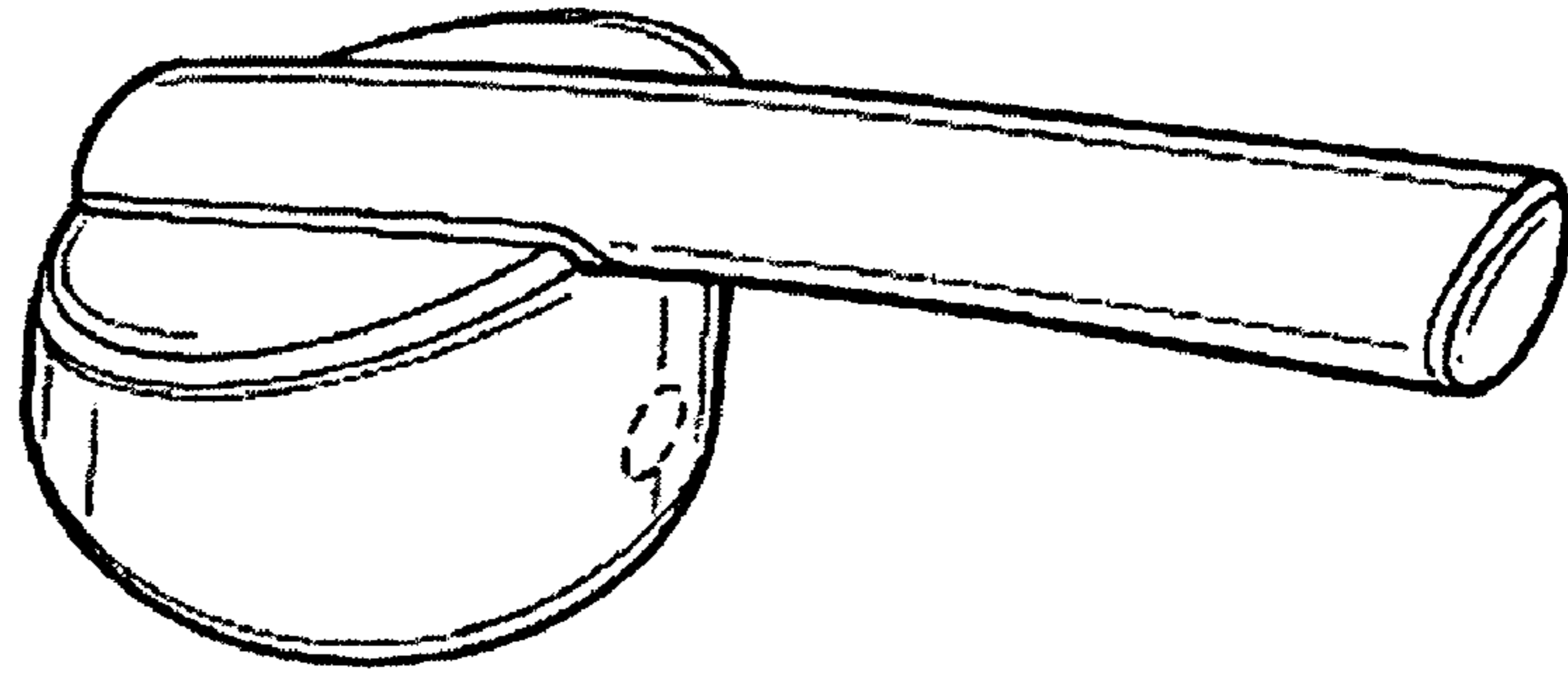


FIG. 1




FIG. 2

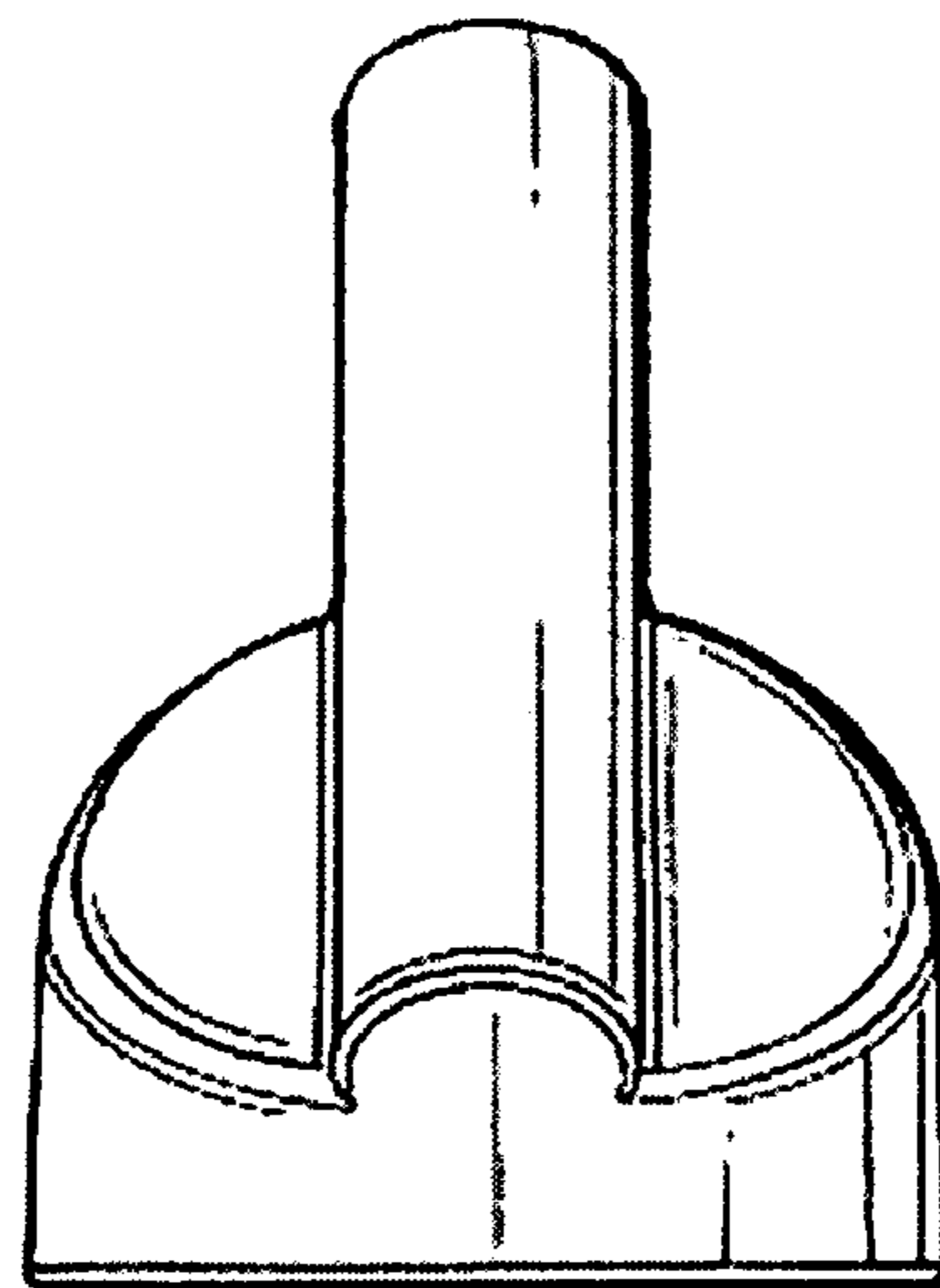


FIG. 3

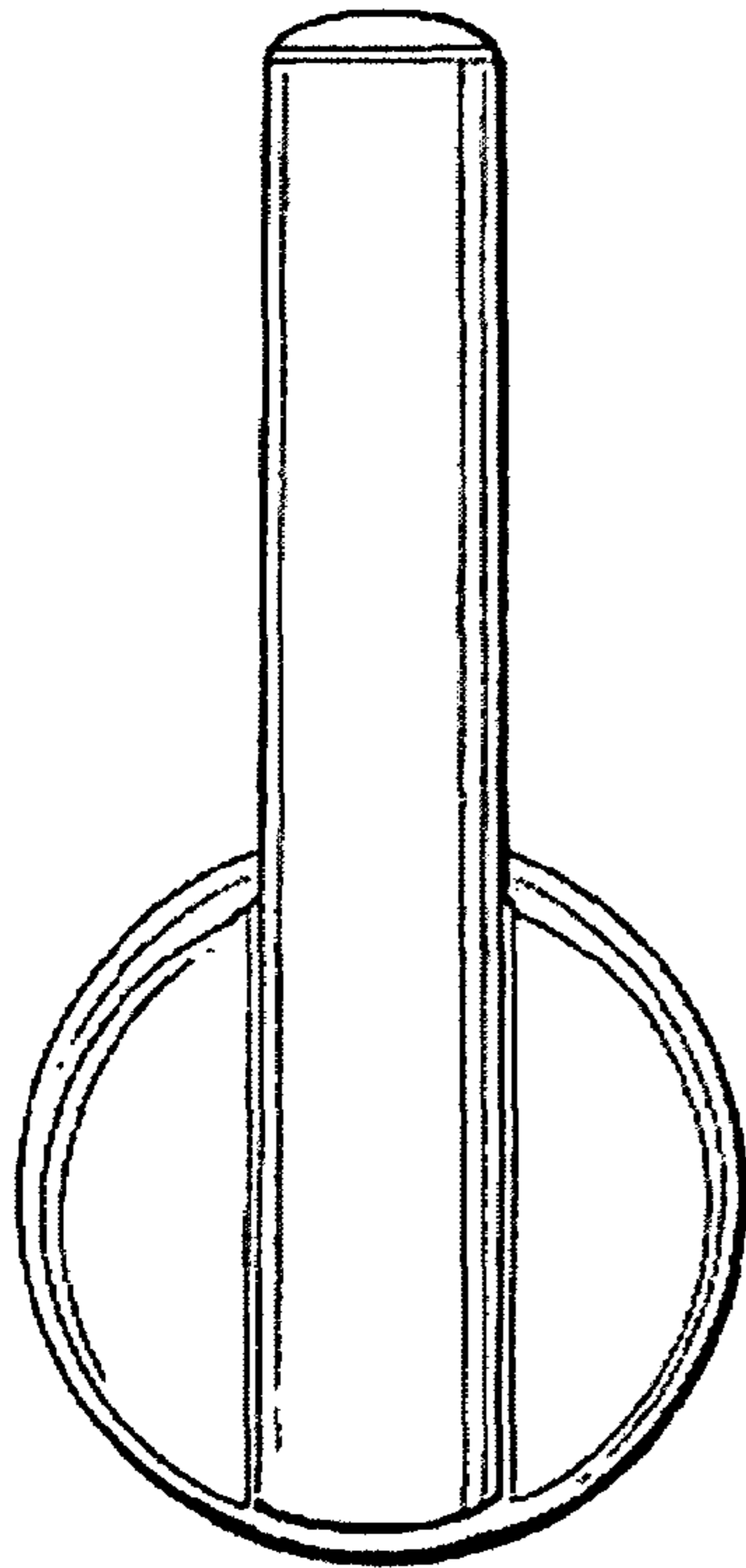


FIG. 4

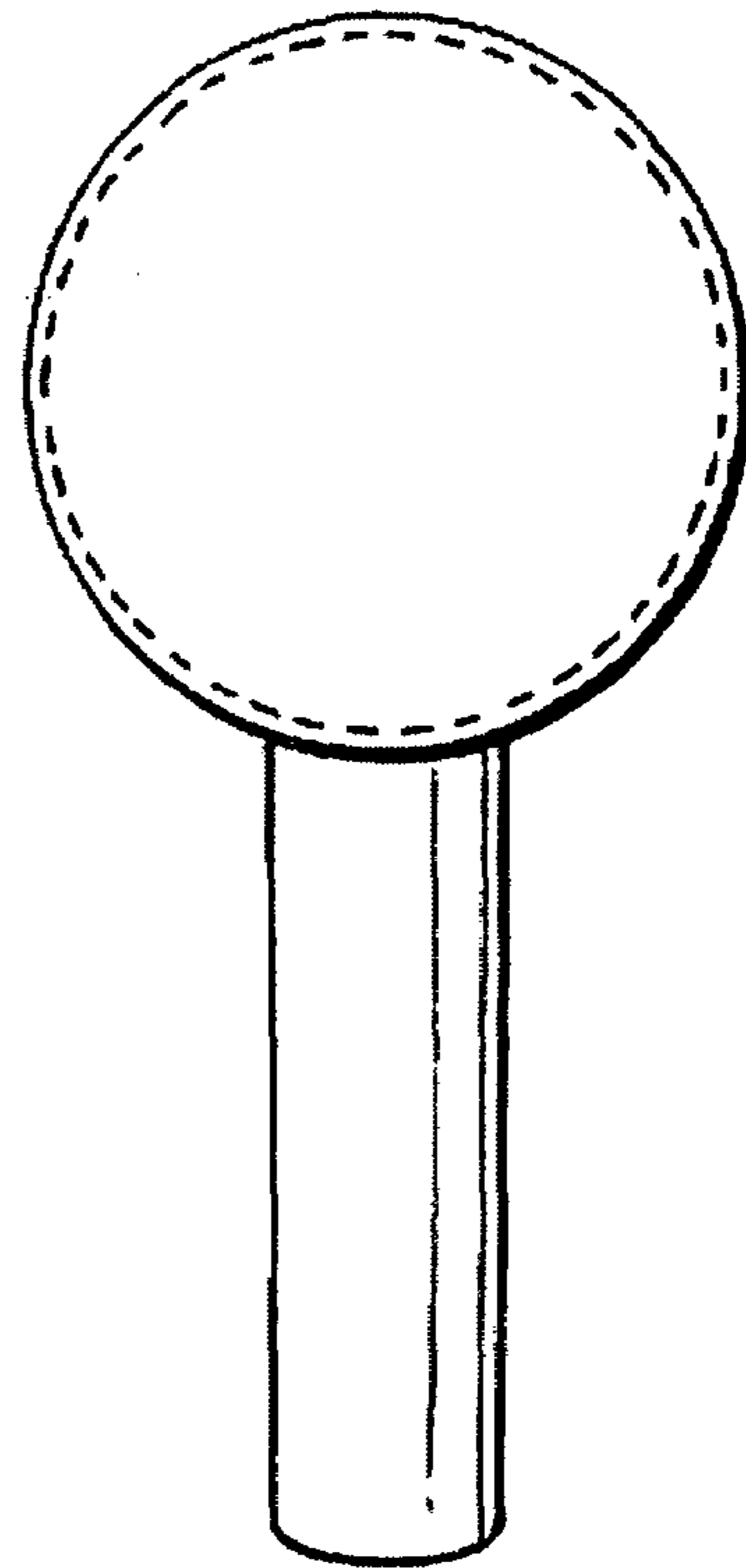


FIG. 5

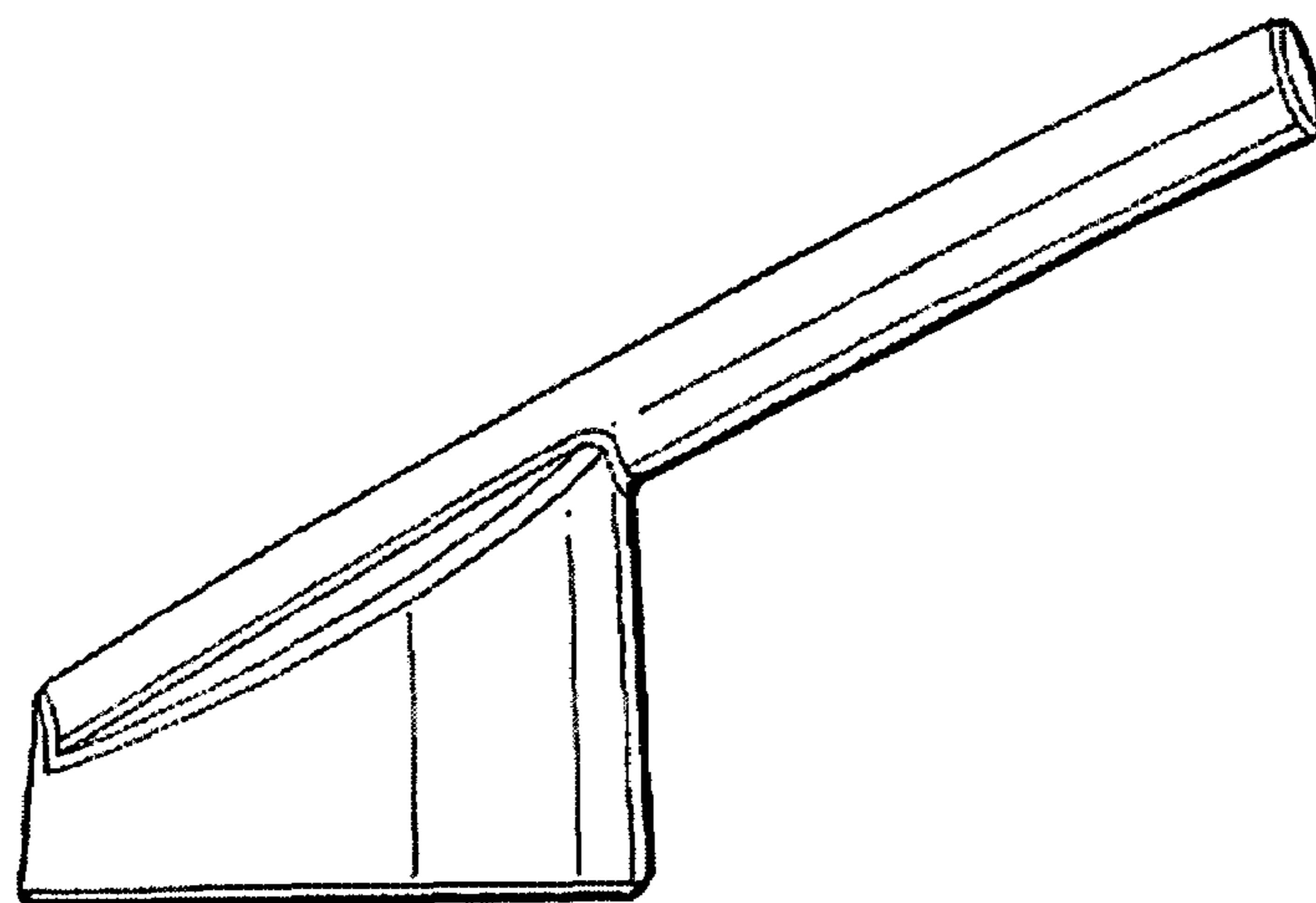


FIG. 6