



US00D580508S

(12) **United States Design Patent**
Dalland et al.

(10) **Patent No.:** **US D580,508 S**

(45) **Date of Patent:** **** Nov. 11, 2008**

(54) **TENT**

(75) Inventors: **Todd Dalland**, New York, NY (US);
Robert Lerner, Port Washington, NY
(US)

(73) Assignee: **FTL, L.L.C.**, New York, NY (US)

(**) Term: **14 Years**

(21) Appl. No.: **29/269,557**

(22) Filed: **Dec. 4, 2006**

(51) **LOC (8) Cl.** **21-04**

(52) **U.S. Cl.** **D21/837**

(58) **Field of Classification Search** D21/834,
D21/836-839; D25/13, 16, 17, 18, 20, 26,
D25/32, 56, 57; 135/87, 90, 96, 97, 99, 121,
135/124-128, 135, 143, 157, 117, 900, 908,
135/115; 296/158-161

See application file for complete search history.

(56) **References Cited**

U.S. PATENT DOCUMENTS

D307,311 S * 4/1990 Dalland D21/837

D323,868 S * 2/1992 Dalland D21/837
D389,248 S * 1/1998 Dalland D25/56
D393,039 S * 3/1998 Dalland D21/837
D413,679 S * 9/1999 Lester D25/56
D415,237 S * 10/1999 Dalland 21/837
D423,070 S * 4/2000 Dalland D21/837
6,345,638 B1 * 2/2002 Warner 135/123
D543,255 S * 5/2007 Lerner et al. D21/837

* cited by examiner

Primary Examiner—Holly H. Baynham

Assistant Examiner—Cynthia M Chin

(74) *Attorney, Agent, or Firm*—Fitzpatrick, Cella, Harper & Scinto

(57) **CLAIM**

The ornamental design for a tent, as shown and described.

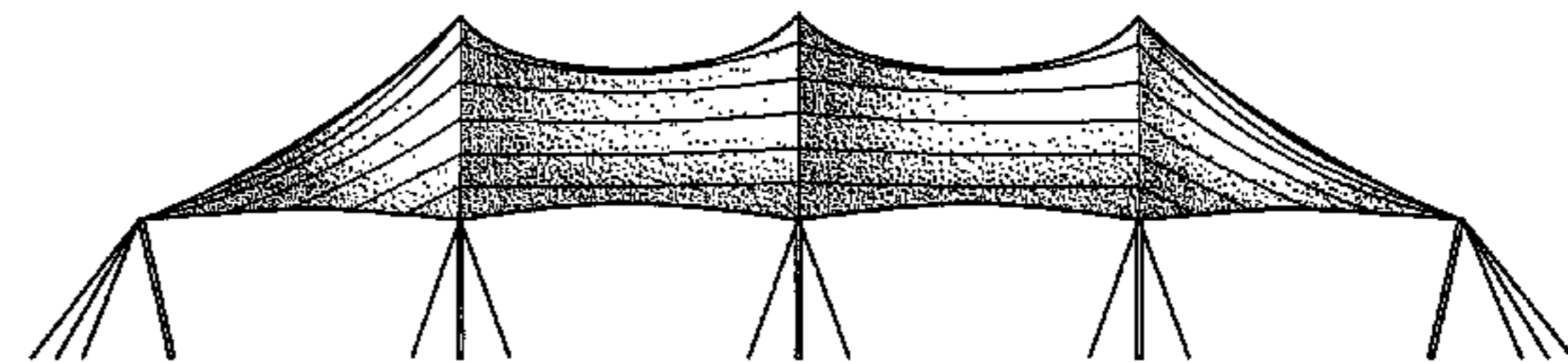
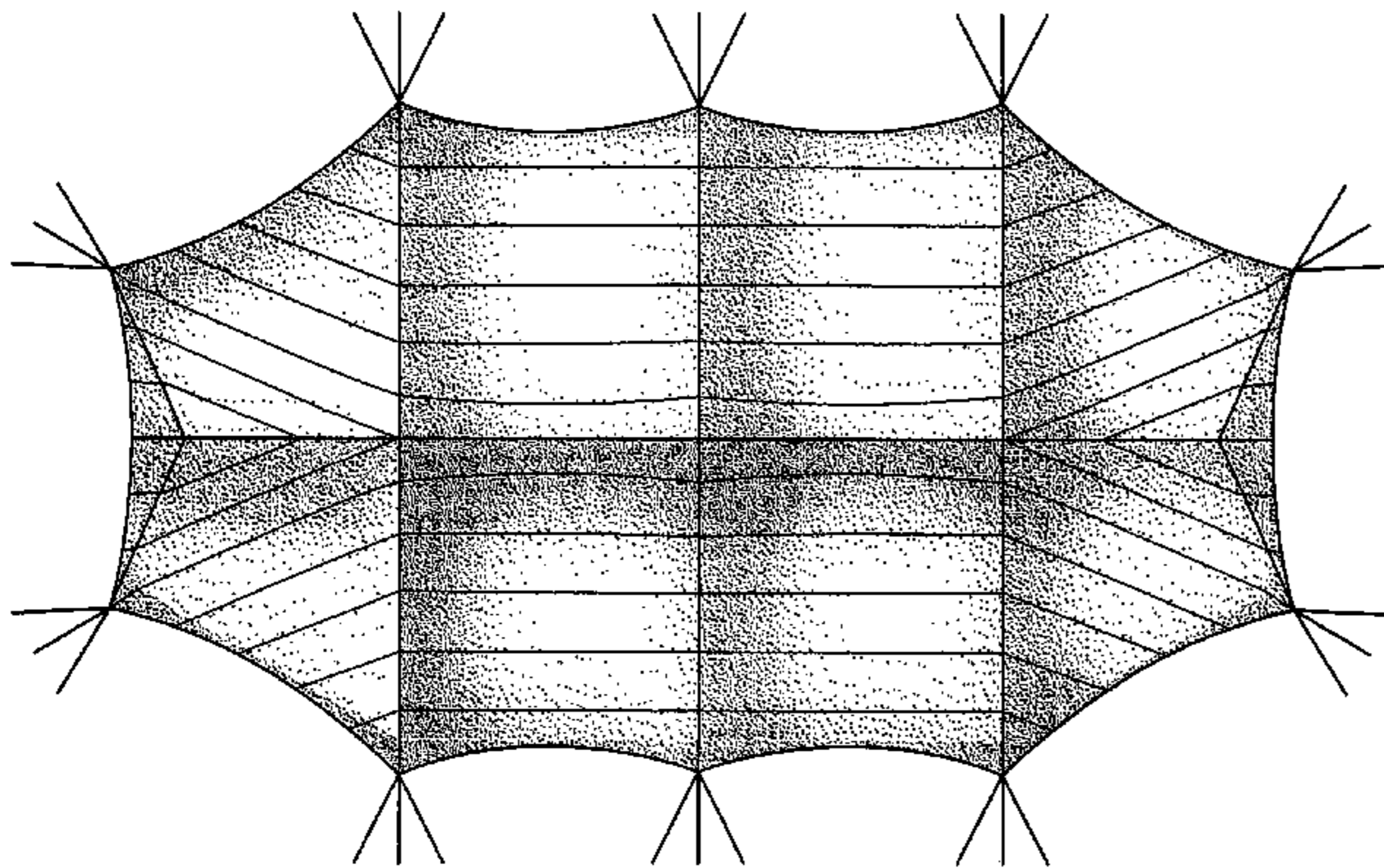
DESCRIPTION

FIG. 1 is a plan view of a tent showing our new design;

FIG. 2 is an elevational view of one side thereof, the opposite side being a mirror image thereof; and,

FIG. 3 is an elevational view of one end thereof, the opposite end being a mirror image thereof.

1 Claim, 3 Drawing Sheets



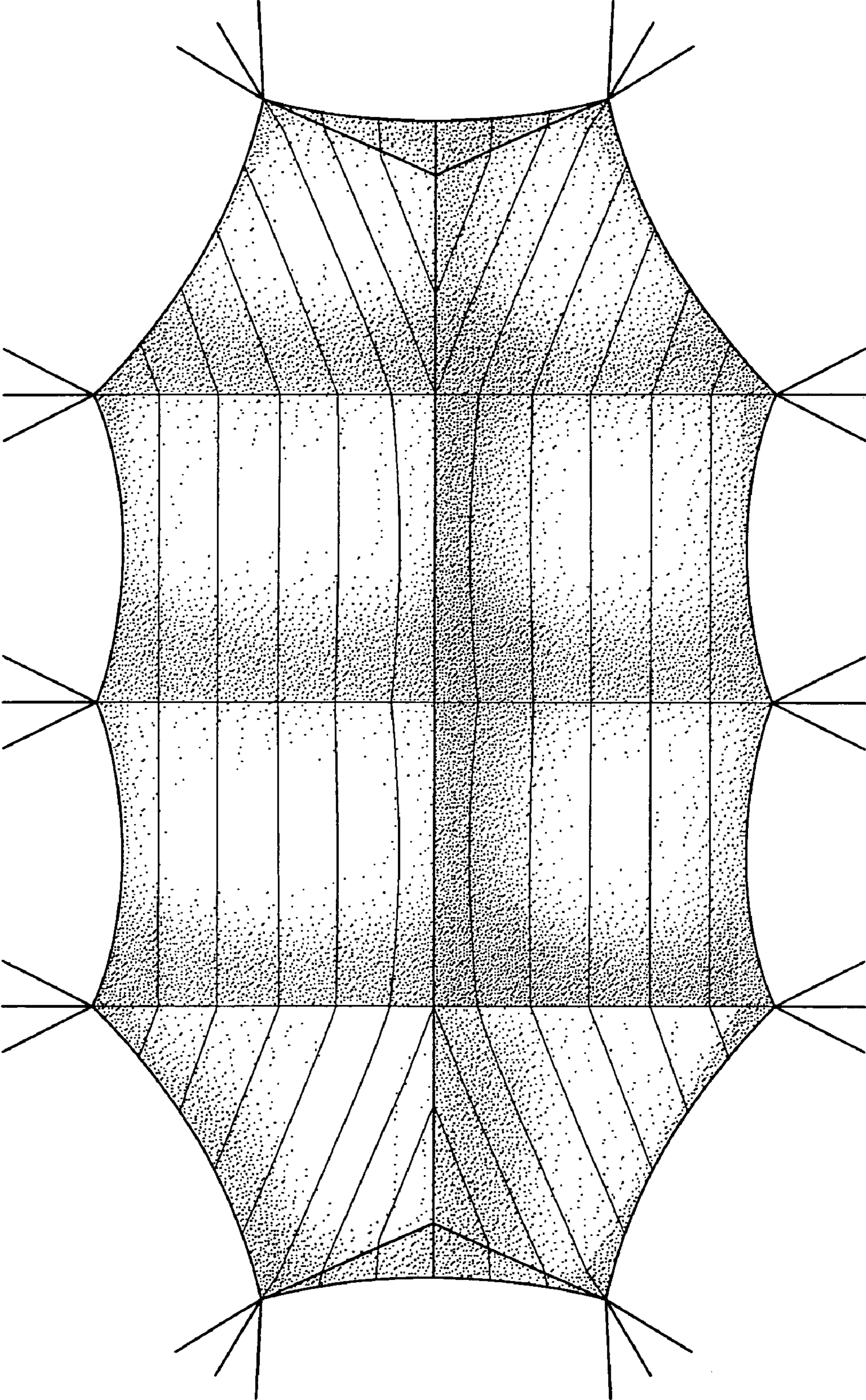


FIG. 1

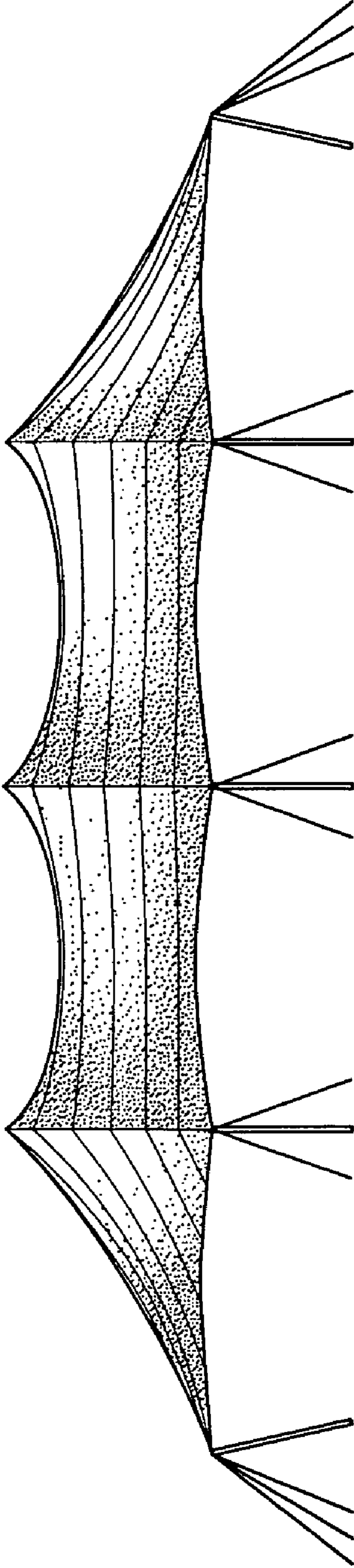


FIG. 2

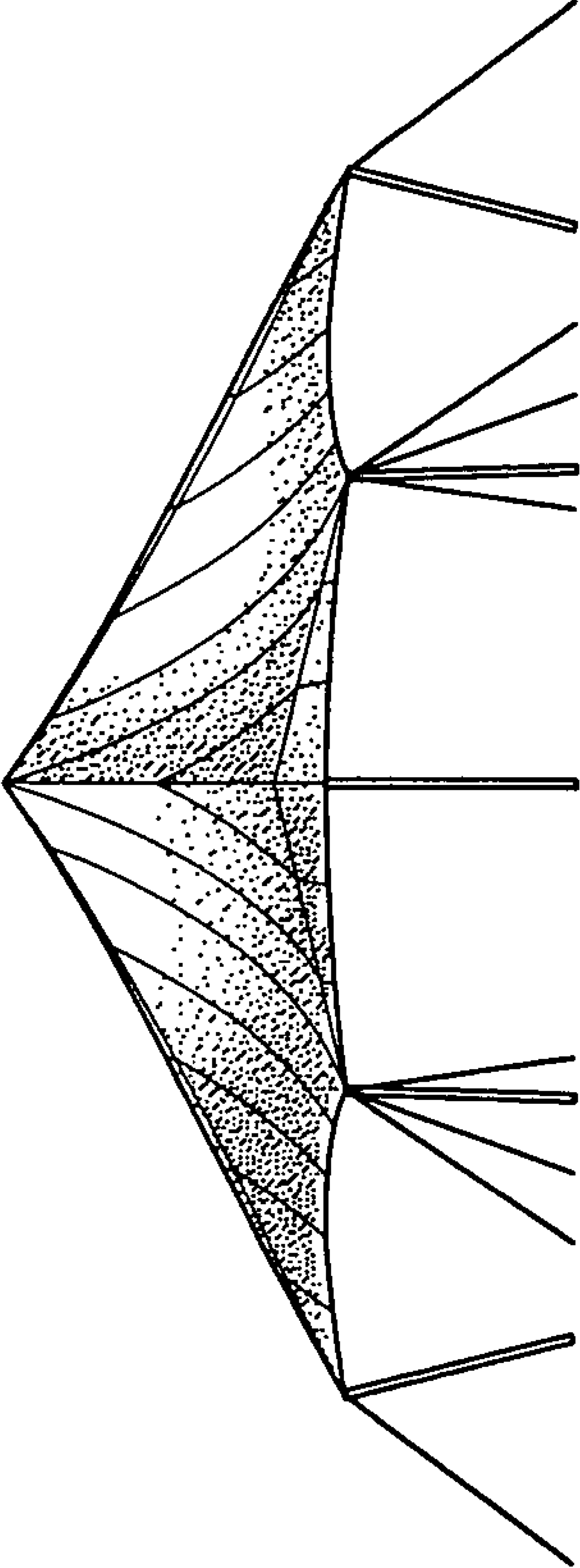


FIG. 3