



US00D580507S

(12) **United States Design Patent**  
**Huerta et al.**

(10) **Patent No.:** **US D580,507 S**  
(45) **Date of Patent:** **\*\* Nov. 11, 2008**

(54) **SLIDE ENTRYWAY**

2004/0194911 A1 10/2004 Merkle  
2005/0161286 A1 7/2005 Nir

(75) Inventors: **Ernesto Huerta**, Mukwonago, WI (US);  
**Brian K. Zeilinger**, Janesville, WI (US)

FOREIGN PATENT DOCUMENTS

(73) Assignee: **PlayStar, Inc.**, Janesville, WI (US)

EP 0389152 9/1990  
EP 1402931 3/2004

(\*\*) Term: **14 Years**

OTHER PUBLICATIONS

(21) Appl. No.: **29/319,531**

(22) Filed: **Jun. 11, 2008**

Swing-N-Slide tube slide.  
Rainbow tube slide.  
Gametime tube slides.  
Gorilla Slide tube slide.  
PJ Funcrafters (Swing-N-Slide) tube slide.  
Summit Playground Components tube slide.  
Slides (unknown manufacturers).  
Playproviders tube slide.  
Banzai Pipeline water slide.

**Related U.S. Application Data**

(63) Continuation of application No. 29/277,419, filed on  
Feb. 26, 2007, now Pat. No. Des. 573,222.

(51) **LOC (8) Cl.** ..... **21-03**

(52) **U.S. Cl.** ..... **D21/818**

(58) **Field of Classification Search** ..... D21/818-822;  
472/116-117; 482/35-36

See application file for complete search history.

\* cited by examiner

*Primary Examiner*—Mitchell I Siegel

(74) *Attorney, Agent, or Firm*—Michael Best & Friedrich  
LLP

(56) **References Cited**

(57) **CLAIM**

U.S. PATENT DOCUMENTS

We claim the ornamental design for a slide entryway, as  
shown and described.

935,142 A	9/1909	Craine	
1,511,139 A	10/1924	Roziger	
1,754,375 A	4/1930	Sturges	
1,839,363 A	1/1932	Webster	
D250,784 S *	1/1979	Dieter et al. ....	D21/821
D269,106 S	5/1983	Brown	
4,487,411 A	12/1984	Ahrens	
D330,744 S *	11/1992	Matsch .....	D21/821
D344,317 S *	2/1994	Petersheim .....	D21/821
5,433,671 A	7/1995	Davis	
D372,065 S *	7/1996	Gilles .....	D21/821
5,711,744 A	1/1998	Strawcutter et al.	
D429,788 S *	8/2000	Sutton et al. ....	D21/818
6,102,762 A	8/2000	Bell et al.	
D438,280 S	2/2001	Robertson et al.	
6,361,445 B1	3/2002	Zeilinger	
6,482,095 B2	11/2002	Zeilinger	
D524,895 S *	7/2006	VanDeusen et al. ....	D21/820
7,077,191 B2	7/2006	Merkle	

**DESCRIPTION**

FIG. 1 is a front perspective view, taken from the left side, of  
a slide entryway embodying the present invention.

FIG. 2 is a front view of the slide entryway.

FIG. 3 is a rear view of the slide entryway.

FIG. 4 is a right-side view of the slide entryway.

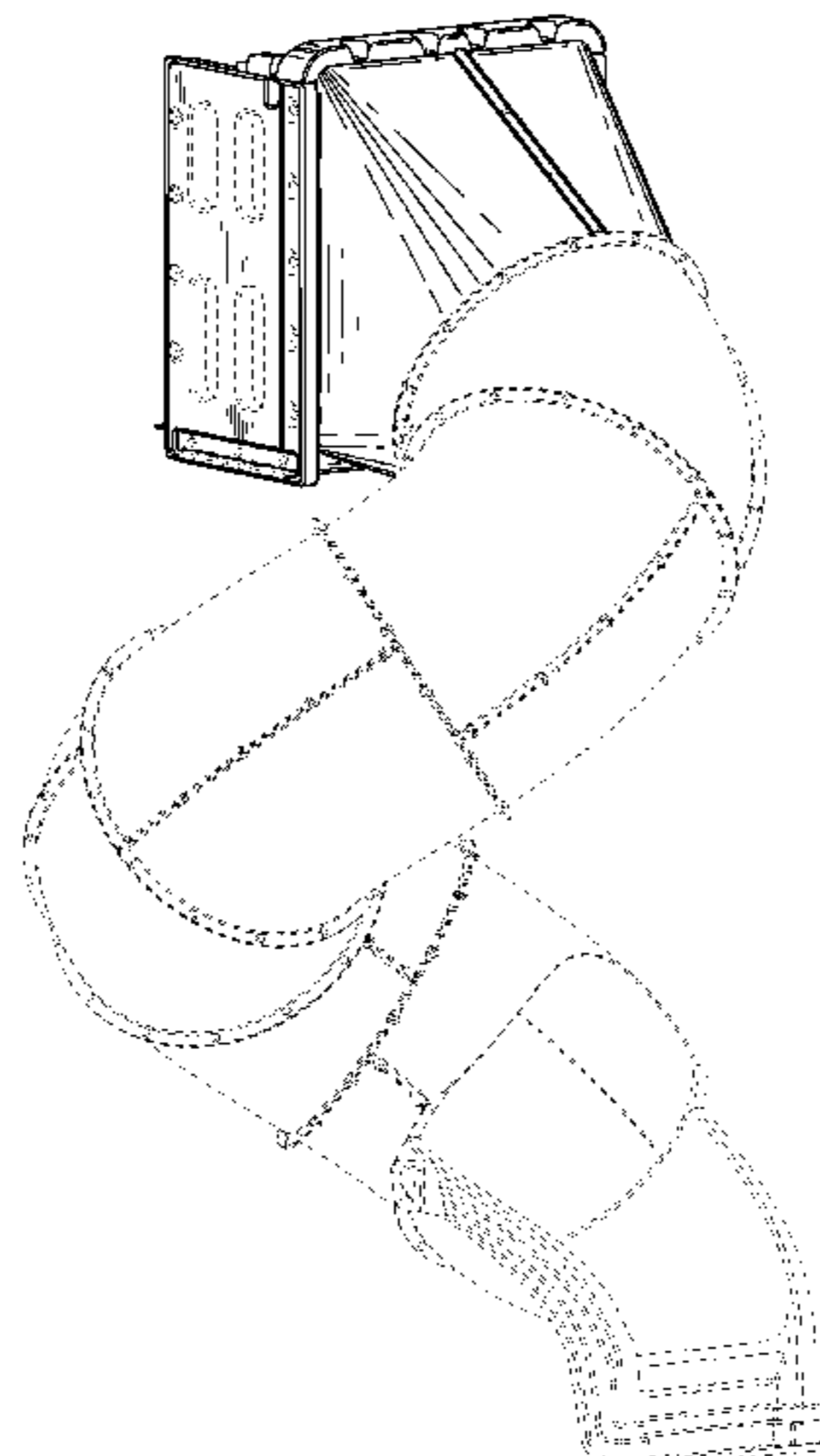
FIG. 5 is a left-side view of the slide entryway.

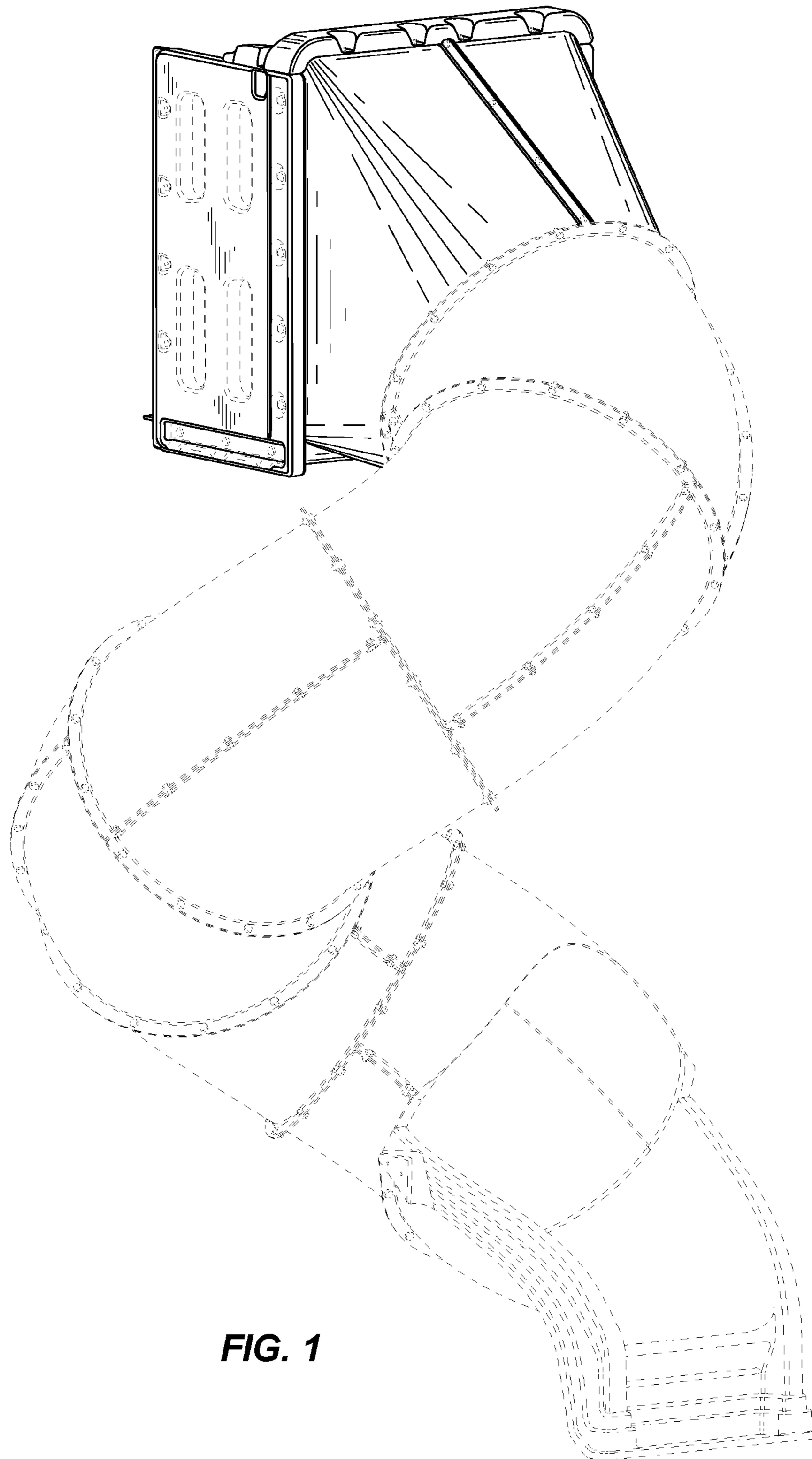
FIG. 6 is a top view of the slide entryway; and,

FIG. 7 is a bottom view of the slide entryway.


The portions of the slide entryway shown in broken lines are  
for illustrative purposes only and form no part of the claimed  
design.

**1 Claim, 7 Drawing Sheets**

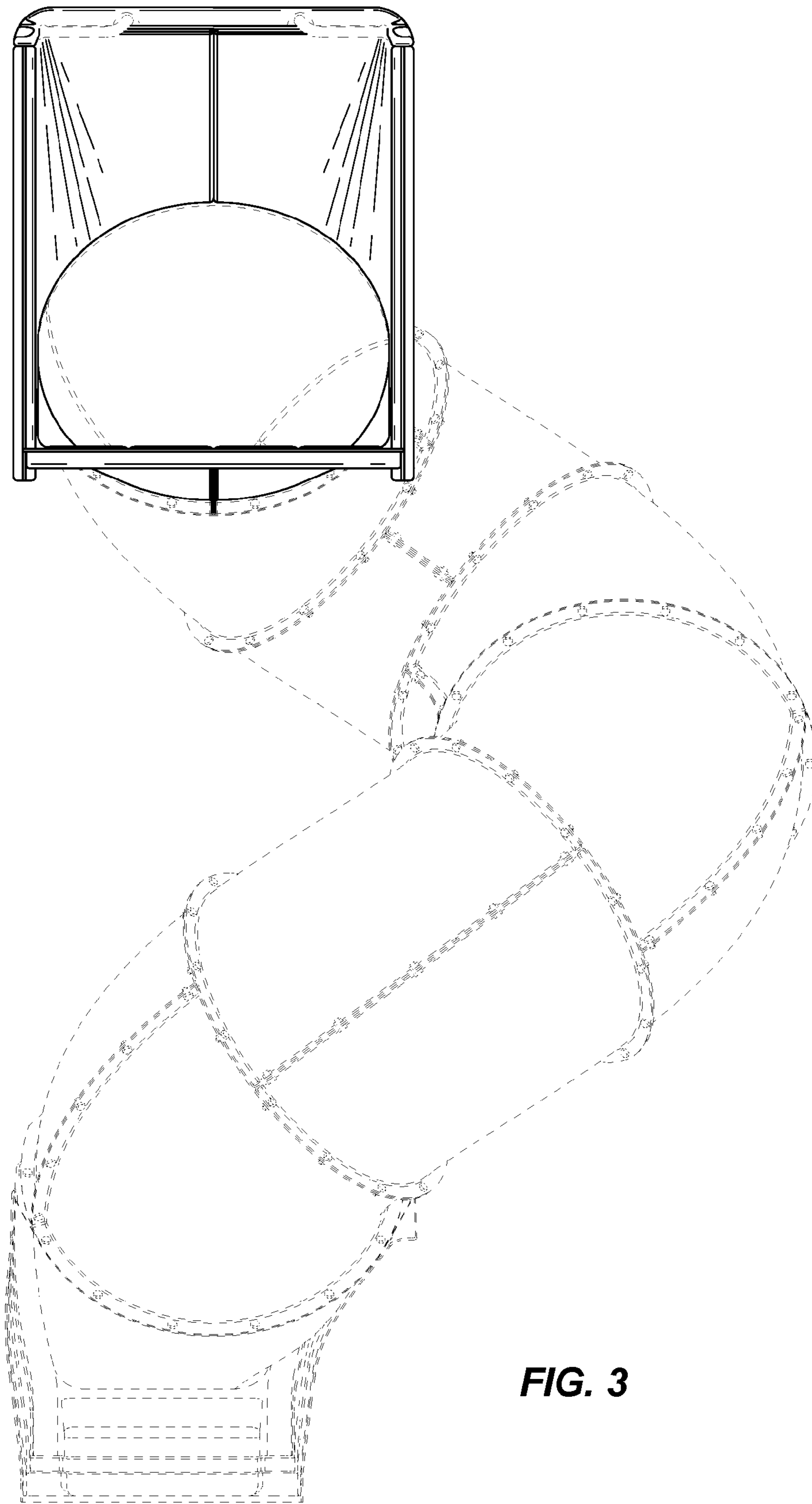




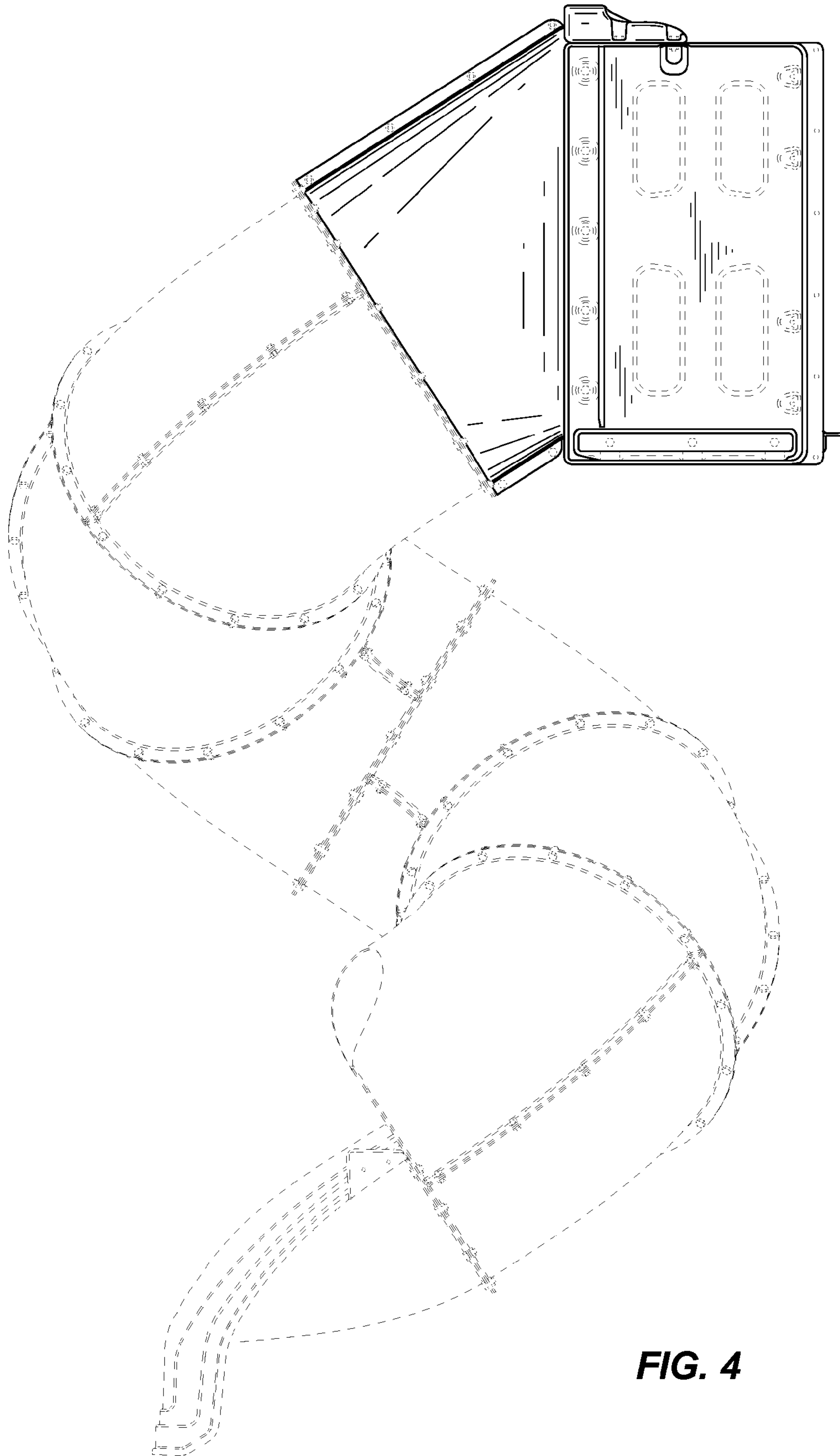
**FIG. 1**



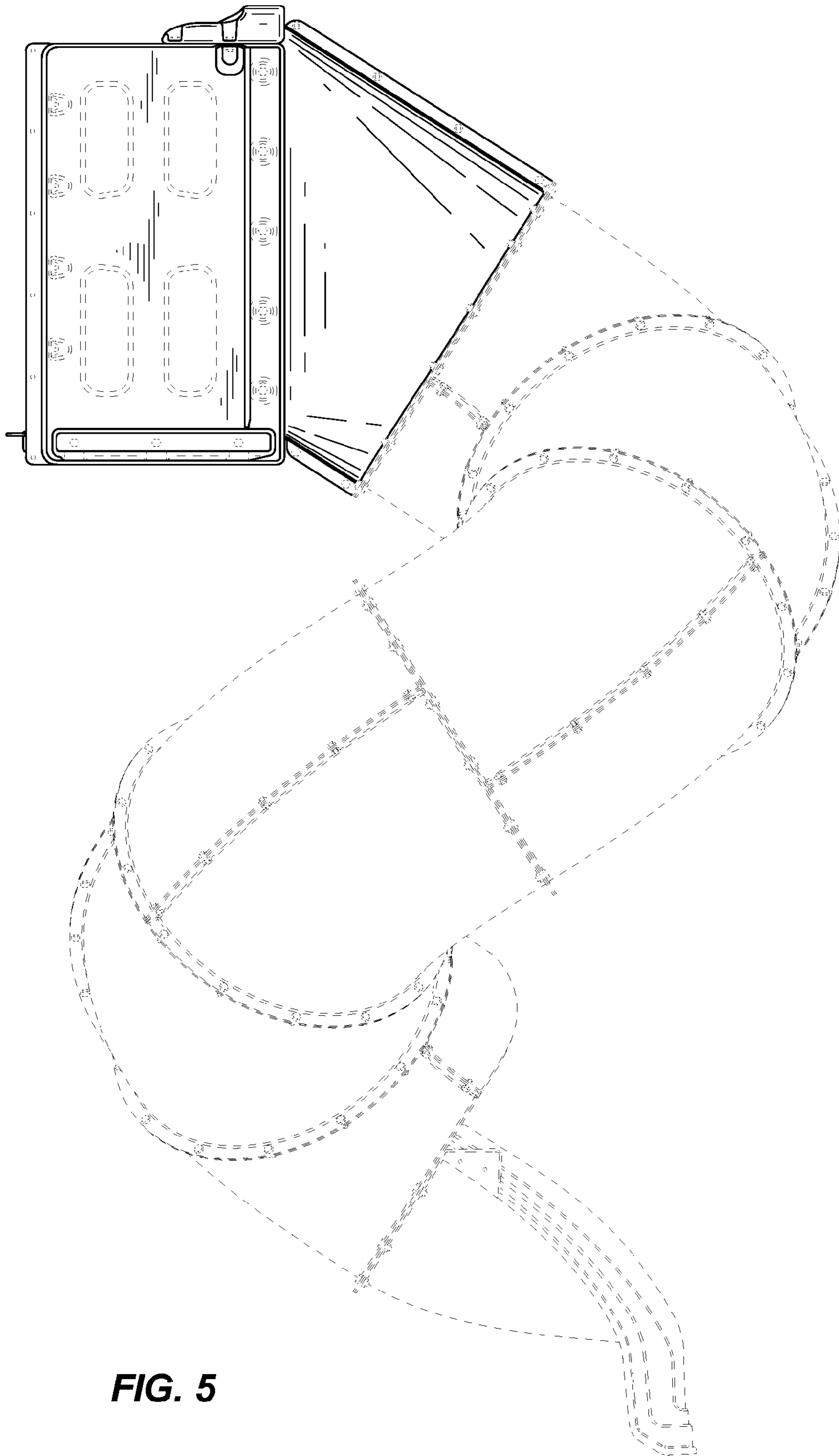
**FIG. 2**



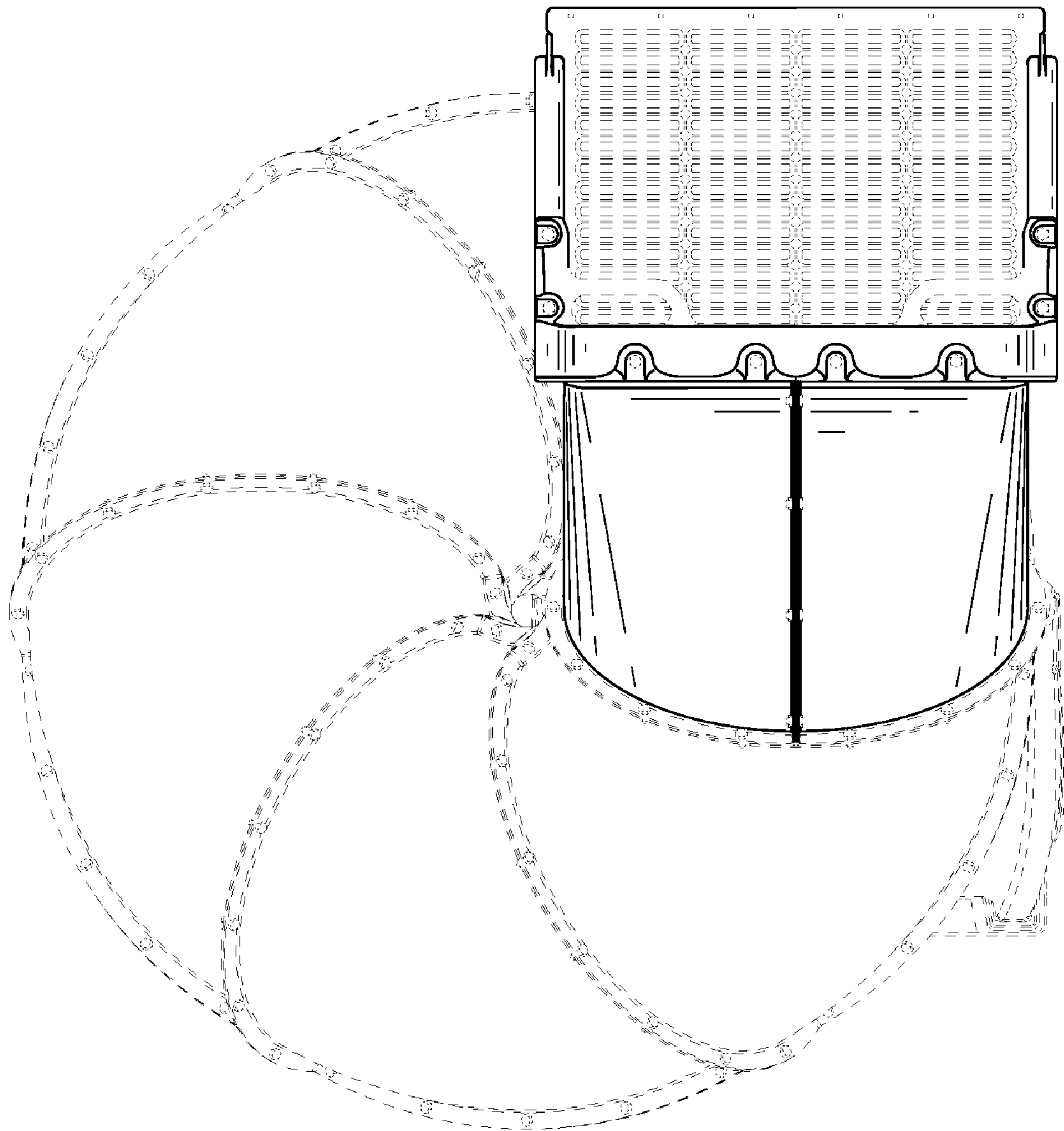
**FIG. 3**



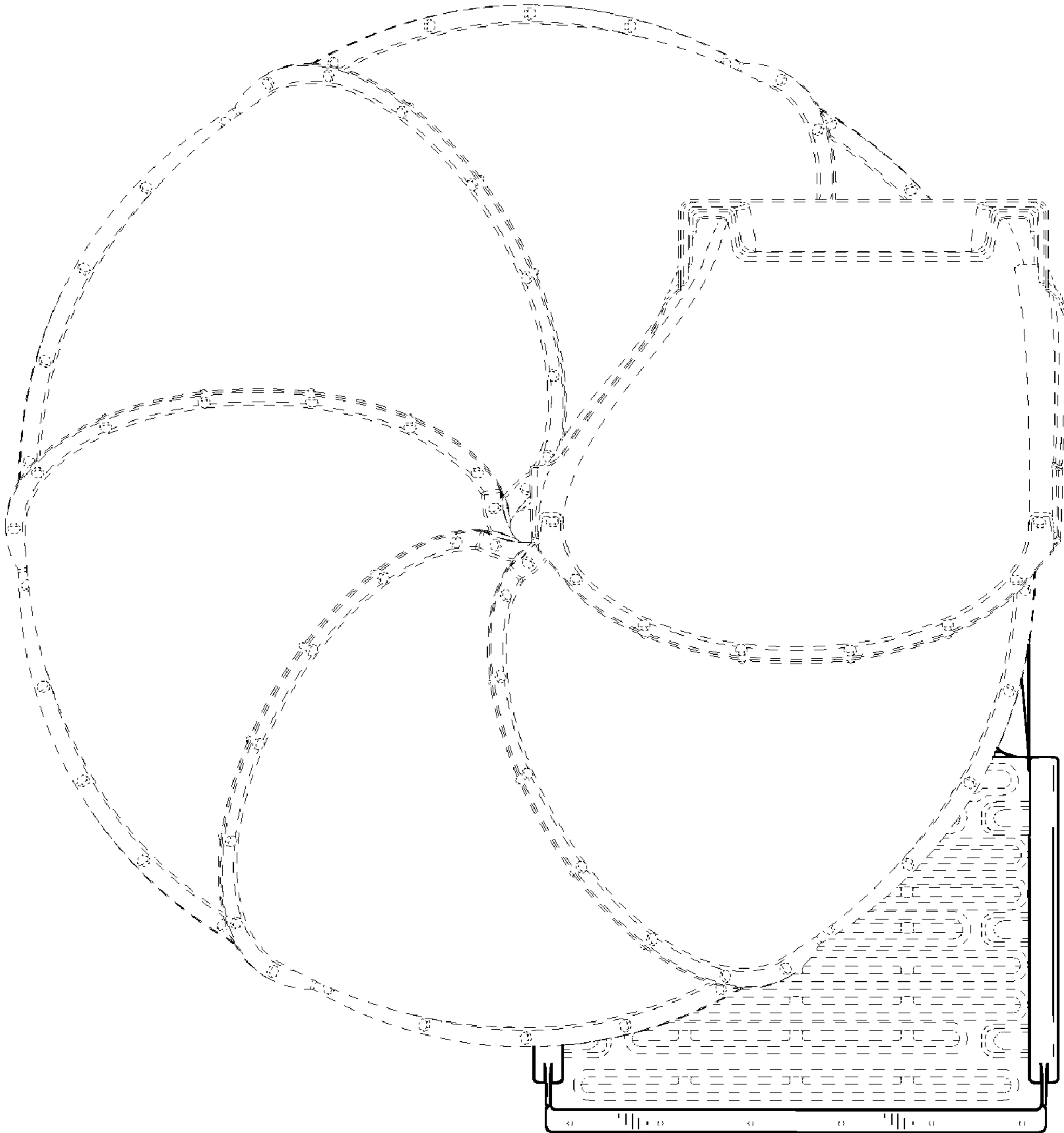
**FIG. 4**



**FIG. 5**



**FIG. 6**



**FIG. 7**