



US00D580505S

(12) **United States Design Patent**
Solheim

(10) **Patent No.:** **US D580,505 S**

(45) **Date of Patent:** **** Nov. 11, 2008**

(54) **ALIGNMENT AID FOR A GOLF CLUB HEAD**

(75) Inventor: **John A. Solheim**, Phoenix, AZ (US)

(73) Assignee: **Karsten Manufacturing Corporation**,
Phoenix, AZ (US)

(**) Term: **14 Years**

(21) Appl. No.: **29/283,755**

(22) Filed: **Aug. 22, 2007**

(51) **LOC (8) Cl.** **21-02**

(52) **U.S. Cl.** **D21/759**

(58) **Field of Classification Search** D21/736-752,
D21/759; 473/324-331, 340-346, 350, 251-256
See application file for complete search history.

(56) **References Cited**

U.S. PATENT DOCUMENTS

D264,866	S	6/1982	Clar	
D344,564	S	2/1994	Oakleaf	
5,409,228	A	4/1995	Botsch	
D366,508	S *	1/1996	Hutin	D21/752
D385,003	S *	10/1997	Burrows	D21/752
D390,294	S *	2/1998	Burrows	D21/752
D390,295	S *	2/1998	Burrows	D21/752
D392,354	S *	3/1998	Burrows	D21/752
D397,749	S *	9/1998	Burrows	D21/733
D399,898	S *	10/1998	Stone et al.	D21/733
D400,625	S *	11/1998	Kubica et al.	D21/733
D405,488	S *	2/1999	Burrows	D21/733
D426,604	S *	6/2000	Besnard et al.	D21/752
D430,633	S *	9/2000	Billings	D21/746
D434,094	S *	11/2000	Miyashita	D21/744

6,241,624	B1	6/2001	Zabytko et al.	
D444,832	S *	7/2001	Pinter	D21/736
6,261,190	B1	7/2001	Ashcraft	
D471,610	S *	3/2003	Mugica et al.	D21/759
D494,239	S	8/2004	Green	
D501,669	S *	2/2005	Burrows	D21/752
D526,035	S	8/2006	Hueber	
7,083,526	B2	8/2006	Durnin	
D534,600	S *	1/2007	Tang et al.	D21/752
D565,683	S *	4/2008	Homma	D21/759
D565,684	S *	4/2008	Homma	D21/759
D565,685	S *	4/2008	Homma	D21/759
D565,686	S *	4/2008	Homma	D21/759
2004/0266543	A1	12/2004	Goldsmith	
2005/0181889	A1	8/2005	Green	

OTHER PUBLICATIONS

Golf Magazine, vol. 9, No. 5 (May 2007), p. 183.

* cited by examiner

Primary Examiner—Mitchell I Siegel

(57) **CLAIM**

The ornamental design for an alignment aid for a golf club head, as shown and described.

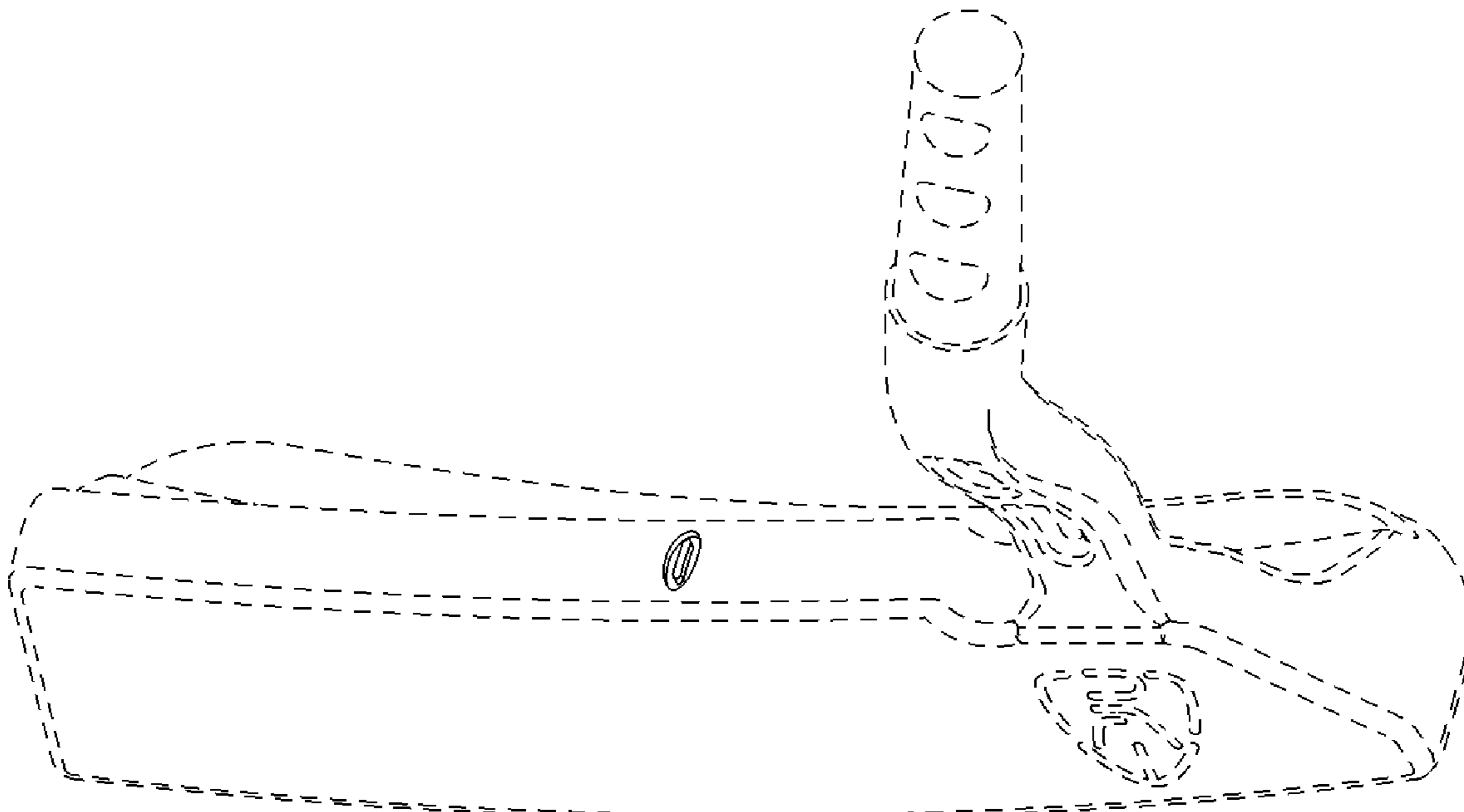
DESCRIPTION

FIG. 1 is a top perspective view of an alignment aid for a golf club head; and,

FIG. 2 is a top view of the alignment aid for a golf club head of FIG. 1.

The broken lines shown in FIGS. 1 and 2 are for illustrative purposes only and form no part of the claimed design.

1 Claim, 1 Drawing Sheet



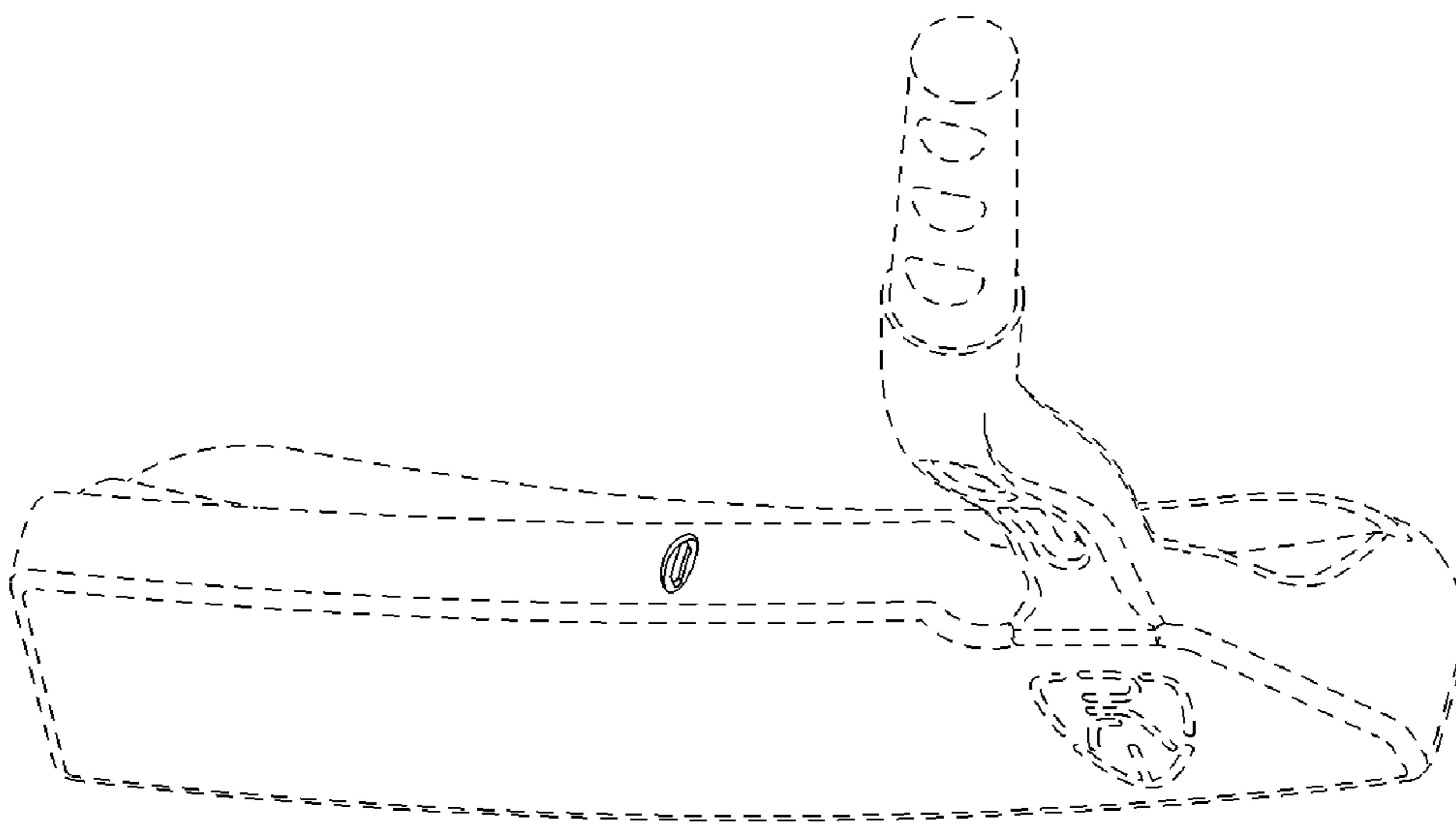


FIG. 1

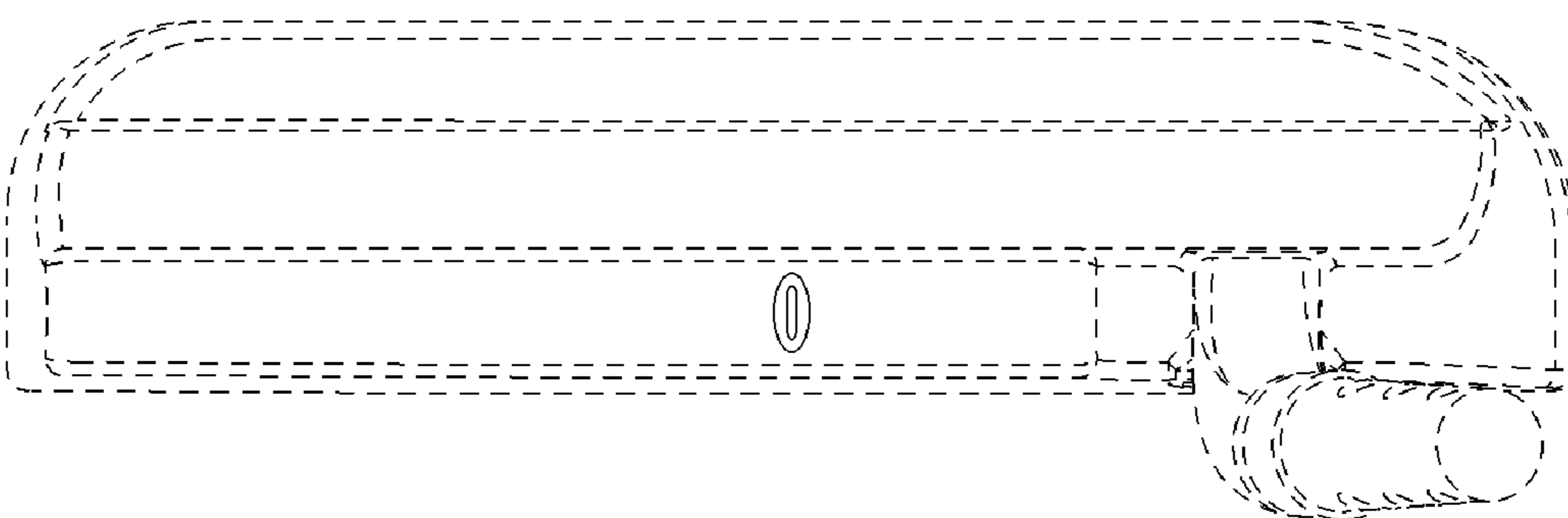


FIG. 2