



US00D580495S

(12) **United States Design Patent**
Gerules

(10) **Patent No.:** **US D580,495 S**

(45) **Date of Patent:** **** Nov. 11, 2008**

(54) **CAP FOR A WRITING INSTRUMENT**

(75) Inventor: **Matthew J. Gerules**, Chicago, IL (US)

(73) Assignee: **Sanford, L.P.**, Oak Brook, IL (US)

(**) Term: **14 Years**

(21) Appl. No.: **29/286,179**

(22) Filed: **Apr. 26, 2007**

(51) **LOC (8) Cl.** **19-06**

(52) **U.S. Cl.** **D19/57**

(58) **Field of Classification Search** D19/35,
D19/36, 41-51, 53-57; 24/11 R, 11 F, 11 P;
401/52, 99, 100, 104-109, 192, 195, 196
See application file for complete search history.

(56) **References Cited**

U.S. PATENT DOCUMENTS

D217,647	S	*	5/1970	De Groft	D19/57
D253,060	S	*	10/1979	Itoh	D19/48
D330,911	S	*	11/1992	Tu	D19/51
D384,105	S	*	9/1997	Robert et al.	D19/57
5,897,266	A	*	4/1999	Robert	401/202
D523,083	S	*	6/2006	Furlong et al.	D19/57
D527,422	S	*	8/2006	Kent	D19/57
D535,698	S	*	1/2007	Shibata	D19/57
D563,471	S	*	3/2008	Qiu et al.	D19/49

FOREIGN PATENT DOCUMENTS

DE	000814132-0003	*	10/2007
WO	DM/062354	*	11/2002

OTHER PUBLICATIONS

Photograph of Sharpie paint marker publicly available prior to Apr. 26, 2007.

Photograph of Papermate W10 marker publicly available prior to Apr. 26, 2007.

Paper Mate 1.2 pen. Retrieved from the Internet: <URL:http://www.papermate.com/sanford/consumer/papermate/jhtml/product/product_detail.jhtml?attributeId=10800003¤tType=SNTYPE004&nextType=noValue&categoryType=SNTYPE001&categoryAttributeId=SNATT10013&resetAttribute=SNATT20016&resetType=SNTYPE002>Publicly available prior to Apr. 26, 2007.

* cited by examiner

Primary Examiner—Elizabeth A Albert

(74) *Attorney, Agent, or Firm*—Marshall Gerstein & Borun LLP

(57) **CLAIM**

The ornamental design for a cap for a writing instrument, as shown and described.

DESCRIPTION

FIG. 1 is a perspective view showing my new design;

FIG. 2 is a front view of the cap of FIG. 1;

FIG. 3 is a rear view of the cap of FIG. 1;

FIG. 4 is a left side view of the cap of FIG. 1, the right side view being a mirror image thereof; and,

FIG. 5 is a top plan view of the cap of FIG. 1.

The dashed lines are for illustrative purposes only and form no part of the claimed design.

1 Claim, 1 Drawing Sheet

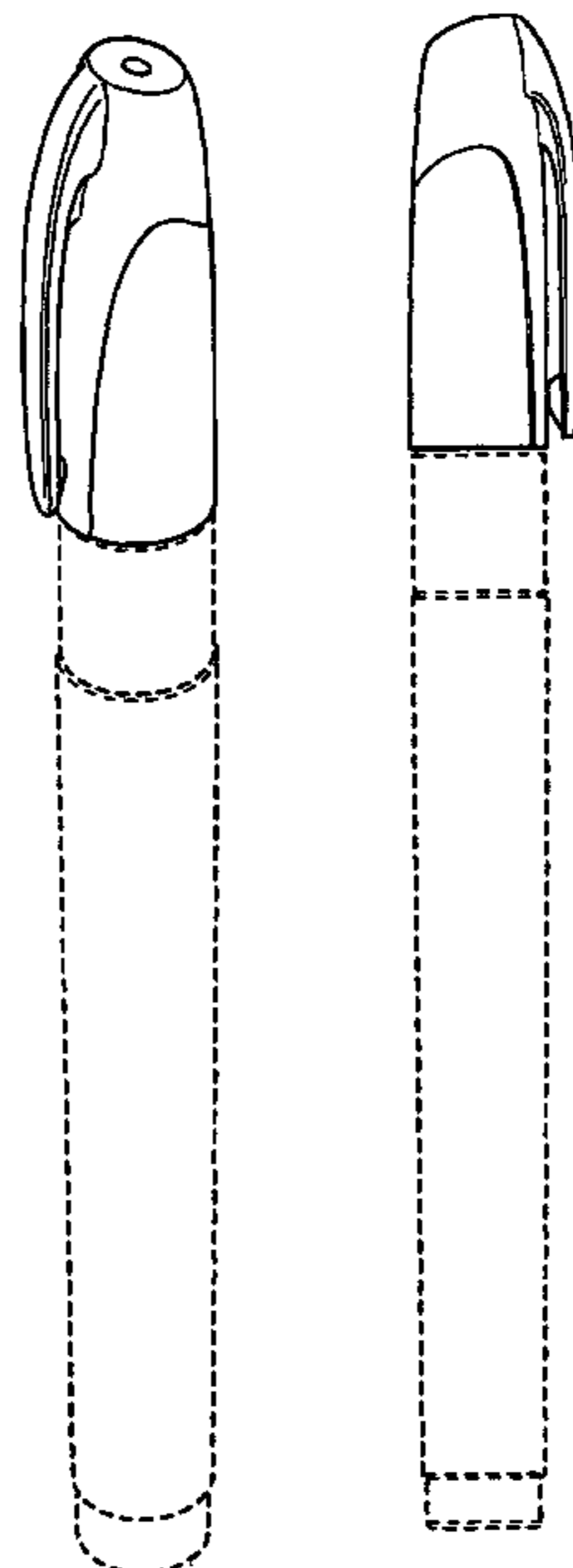


FIG. 1




FIG. 2




FIG. 3



FIG. 4




FIG. 5

