



US00D580489S

(12) **United States Design Patent**
Ma

(10) **Patent No.:** **US D580,489 S**

(45) **Date of Patent:** **** Nov. 11, 2008**

(54) **DUAL-TIP HIGHLIGHTER**

(75) Inventor: **Qiankun Ma**, Ningbo (CN)

(73) Assignee: **Beifa Group Co., Ltd.**, Ningbo (CN)

(**) Term: **14 Years**

(21) Appl. No.: **29/284,659**

(22) Filed: **Sep. 12, 2007**

(30) **Foreign Application Priority Data**

Apr. 11, 2007 (CN) 2007 3 0009283

(51) **LOC (8) Cl.** **19-06**

(52) **U.S. Cl.** **D19/36**

(58) **Field of Classification Search** D19/35,
D19/36, 41-51, 53-57; 24/11 R, 11 F, 11 P;
401/52, 99, 100, 104-109, 192, 195, 196
See application file for complete search history.

(56) **References Cited**

U.S. PATENT DOCUMENTS

D191,650 S	10/1961	Kruck	
D279,992 S *	8/1985	Gribb	D19/43
D335,936 S	5/1993	Lou	
D363,947 S *	11/1995	Kimura	D19/36
D369,384 S *	4/1996	Yasoshima	D19/36
D370,088 S *	5/1996	Burns	D28/86
D382,369 S	8/1997	Yang	
D429,845 S *	8/2000	Lang	D28/7
D441,398 S	5/2001	Owen	
D443,641 S *	6/2001	Mader	D19/36
6,241,408 B1 *	6/2001	Lang	401/17
D450,889 S *	11/2001	Chang	D28/76
D451,137 S *	11/2001	Reichmann	D19/36
D457,916 S *	5/2002	Reichmann	D19/36
D470,885 S	2/2003	Tahara	
D475,085 S *	5/2003	Whitehorn	D19/36
D482,397 S	11/2003	Hui	

D489,403 S	5/2004	Lin	
D497,038 S	10/2004	Tsai	
D497,641 S *	10/2004	Tsuchikura	D19/43
D538,851 S *	3/2007	Sandel et al.	D19/36
D545,895 S	7/2007	Okutani	
D566,762 S	4/2008	Qiu	

OTHER PUBLICATIONS

Li, L., "Dual-Tip Highlighter," U.S. Appl. No. 29/284,676, filed Sep. 13, 2007.

Qiu, Z., and Y. Shi, "Dual-Tip Highlighter," U.S. Appl. No. 29/277,088, filed Feb. 13, 2007.

Shi, Y., "Dual-Tip Highlighter," U.S. Appl. No. 29/284,677, filed Sep. 13, 2007.

* cited by examiner

Primary Examiner—Elizabeth A Albert

(74) *Attorney, Agent, or Firm*—Christensen O'Connor Johnson Kindness PLLC

(57) **CLAIM**

The ornamental design for a dual-tip highlighter, as shown and described.

DESCRIPTION

FIG. 1 is a lower front perspective view of a dual-tip highlighter showing my new design;

FIG. 2 is an exploded upper front right perspective view of the dual-tip highlighter shown in FIG. 1;

FIG. 3 is a right side elevation view thereof;

FIG. 4 is a top plan view thereof;

FIG. 5 is a front elevation view thereof;

FIG. 6 is a left side elevation view thereof;

FIG. 7 is a bottom plan view thereof; and,

FIG. 8 is a rear elevation view thereof.

1 Claim, 3 Drawing Sheets

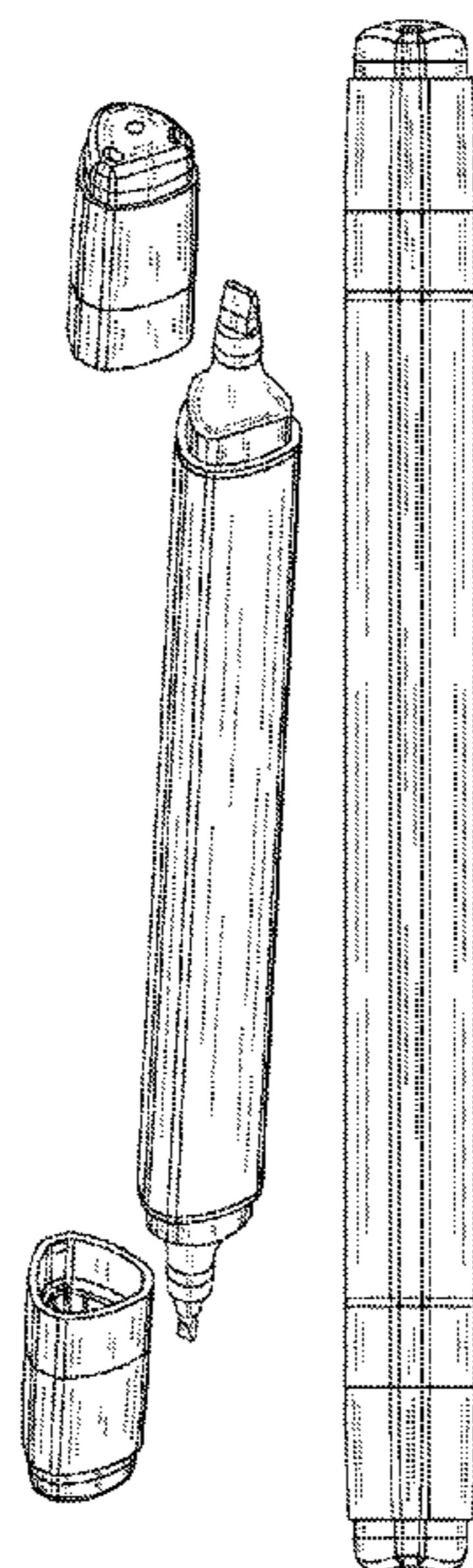


Fig. 1

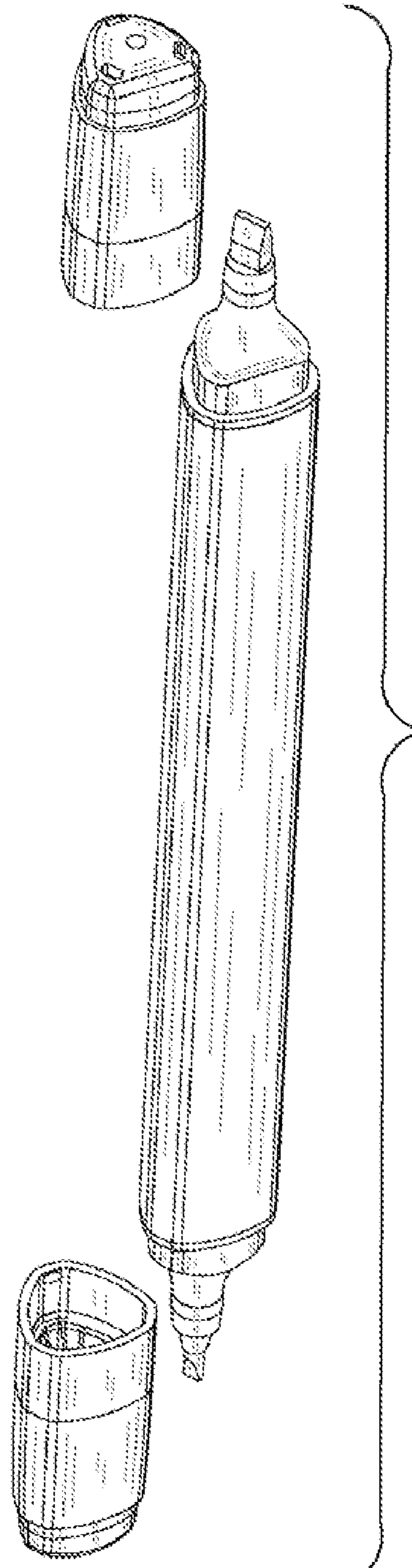



Fig. 2




Fig. 3

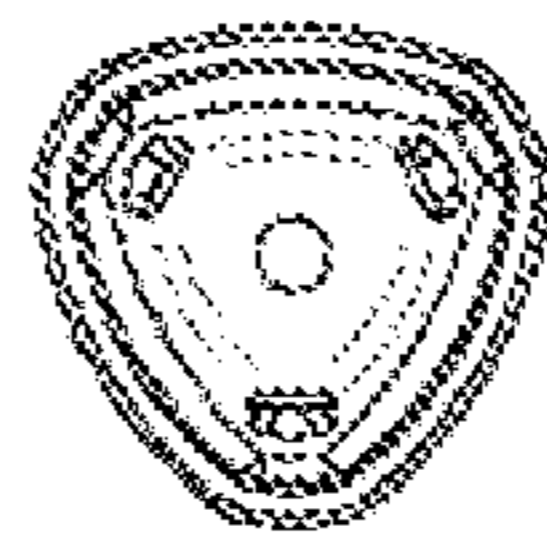


Fig. 4




Fig. 5




Fig. 6

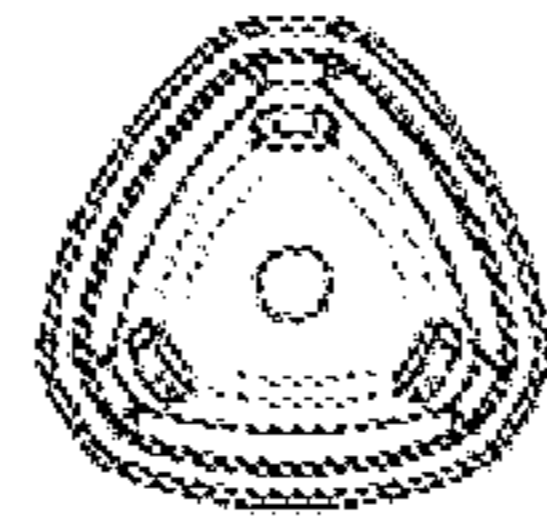


Fig. 7




Fig. 8