



US00D580483S

(12) **United States Design Patent**  
**Park et al.**

(10) **Patent No.:** **US D580,483 S**  
(45) **Date of Patent:** **\*\* Nov. 11, 2008**

(54) **COPY MACHINE ATTACHED BY FUNCTION OF SCANNER AND PRINTER**

(75) Inventors: **Gyeong-Sun Park**, Seoul (KR); **Bong-Uk Lim**, Seoul (KR); **Hee-Yul Kim**, Seoul (KR); **Yun-Gi Hong**, Seoul (KR)

(73) Assignee: **Samsung Electronics Co., Ltd.**, Kyunggi-do (KR)

(\*\*) Term: **14 Years**

(21) Appl. No.: **29/291,995**

(22) Filed: **Sep. 25, 2007**

(51) **LOC (8) Cl.** ..... **16-03**

(52) **U.S. Cl.** ..... **D18/39**

(58) **Field of Classification Search** ..... D18/36-41,  
D18/44-56; 355/97; 399/1-7, 16, 75, 81,  
399/361, 365

See application file for complete search history.

(56) **References Cited**

**U.S. PATENT DOCUMENTS**

D326,867 S	6/1992	Kwak	
D359,506 S	6/1995	Lee	
D378,218 S	2/1997	Hong et al.	
D378,925 S *	4/1997	Komatsu	D18/38
D502,210 S *	2/2005	Katori et al.	D18/39
7,062,197 B2 *	6/2006	Kunugi	399/81
D527,045 S	8/2006	Lim et al.	
D530,737 S	10/2006	Lim et al.	
D532,043 S	11/2006	Park et al.	
D535,686 S *	1/2007	Ishio	D18/39
D536,372 S	2/2007	Lim et al.	
D548,275 S *	8/2007	Ishio et al.	D18/39
D551,700 S	9/2007	Park et al.	
D552,170 S	10/2007	Kim et al.	

**OTHER PUBLICATIONS**

U.S. Appl. No. 29/256,401, Applicant : Tae-Kung Park, et al., filed Mar. 20, 2006 entitled Laser Complex.  
U.S. Appl. No. 29/261,029, Applicant : Seok-Won Bae, et al., filed Jun. 6, 2006 entitled Laser Printer.  
U.S. Appl. No. 29/269,898, Applicant : Son-Young Lee, et al., filed Dec. 11, 2006 entitled Color Laser Printer.  
U.S. Appl. No. 29/273,431, Applicant : Son-Young Lee, et al., filed Mar. 6, 2007 entitled Laser Complex.  
U.S. Appl. No. 29/273,432, Applicant : Jun-Won Bae, et al., filed Mar. 6, 2007 entitled Laser Printer.  
U.S. Appl. No. 29/291,996, Applicant : Gyeong-Sun Park, et al., filed Sep. 25, 2007 entitled Color Laser Complex.

\* cited by examiner

*Primary Examiner*—Caron D. Veynar  
*Assistant Examiner*—Garth Rademaker  
(74) *Attorney, Agent, or Firm*—Flynn, Thiel, Boutell & Tanis, P.C.

(57) **CLAIM**

The ornamental design for a copy machine attached by function of scanner and printer, as shown and described.

**DESCRIPTION**

FIG. 1 is a top front perspective view of a copy machine attached by function of scanner and printer showing our new design;

FIG. 2 is a front elevational view thereof;

FIG. 3 is a rear elevational view thereof;

FIG. 4 is a left side elevational view thereof;

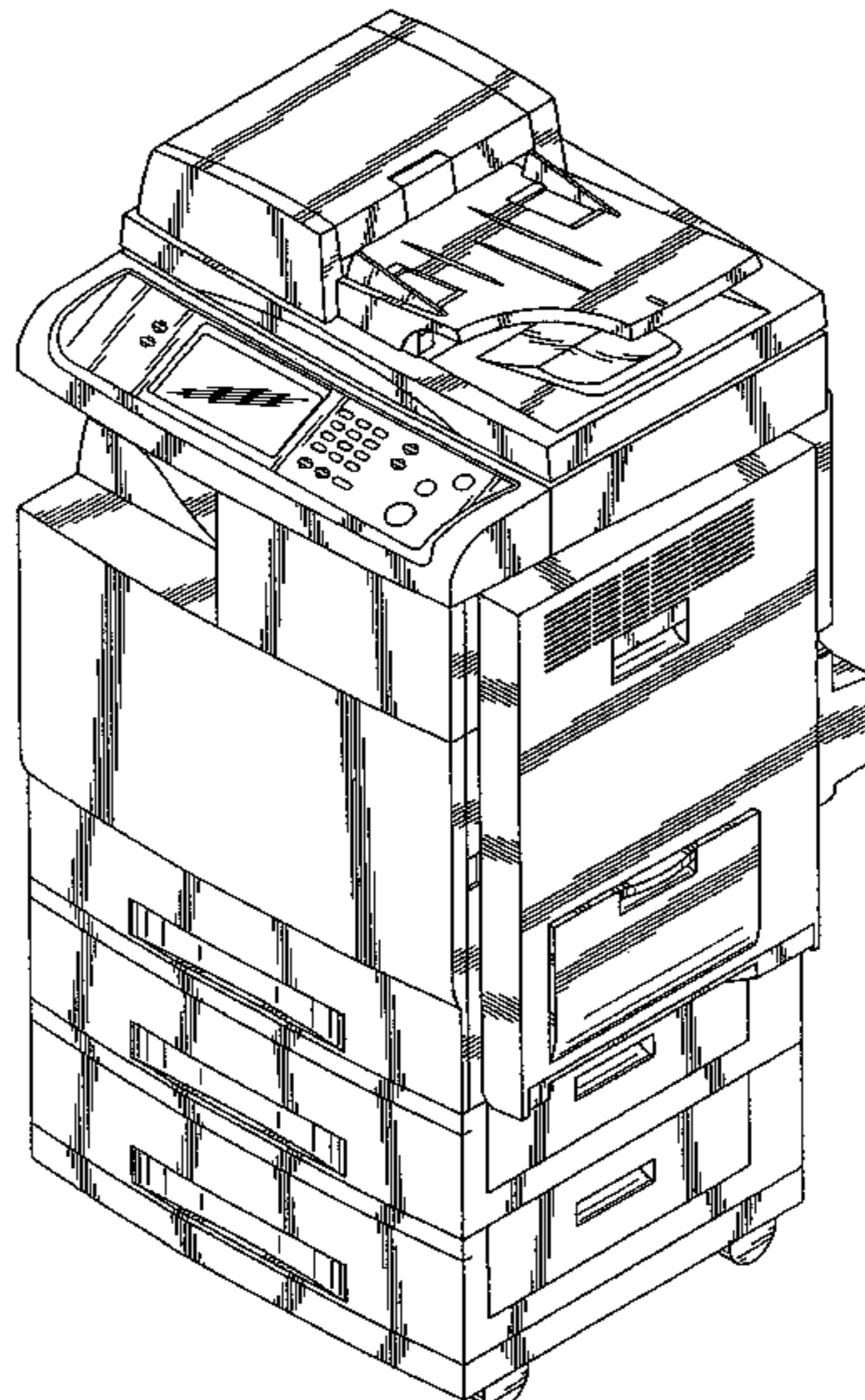
FIG. 5 is a right side elevational view thereof;

FIG. 6 is a top plan view thereof; and,

FIG. 7 is a bottom plan view thereof.

The broken lines depict environmental subject matter only and form no part of the claimed design.

**1 Claim, 6 Drawing Sheets**



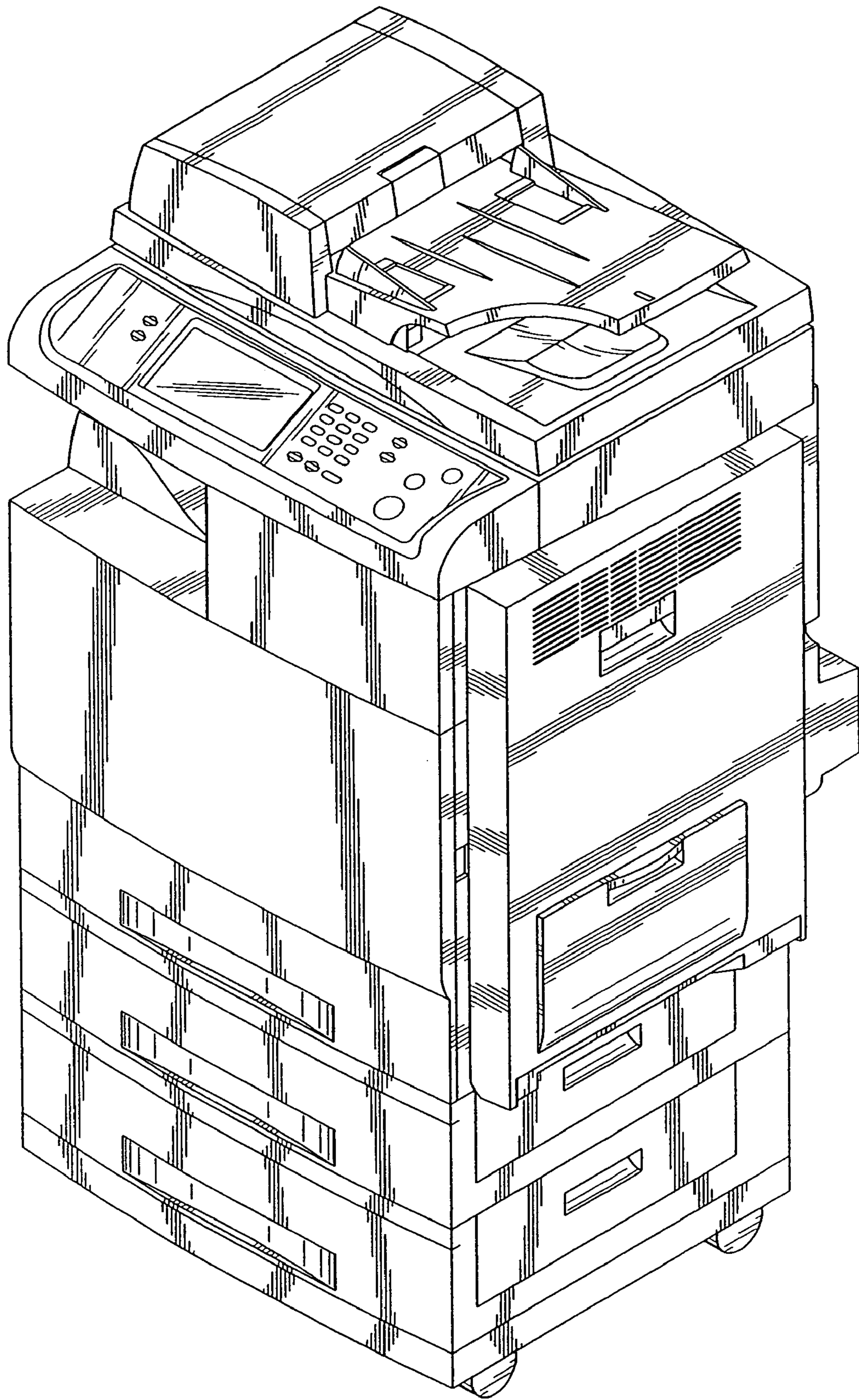


FIG. 1

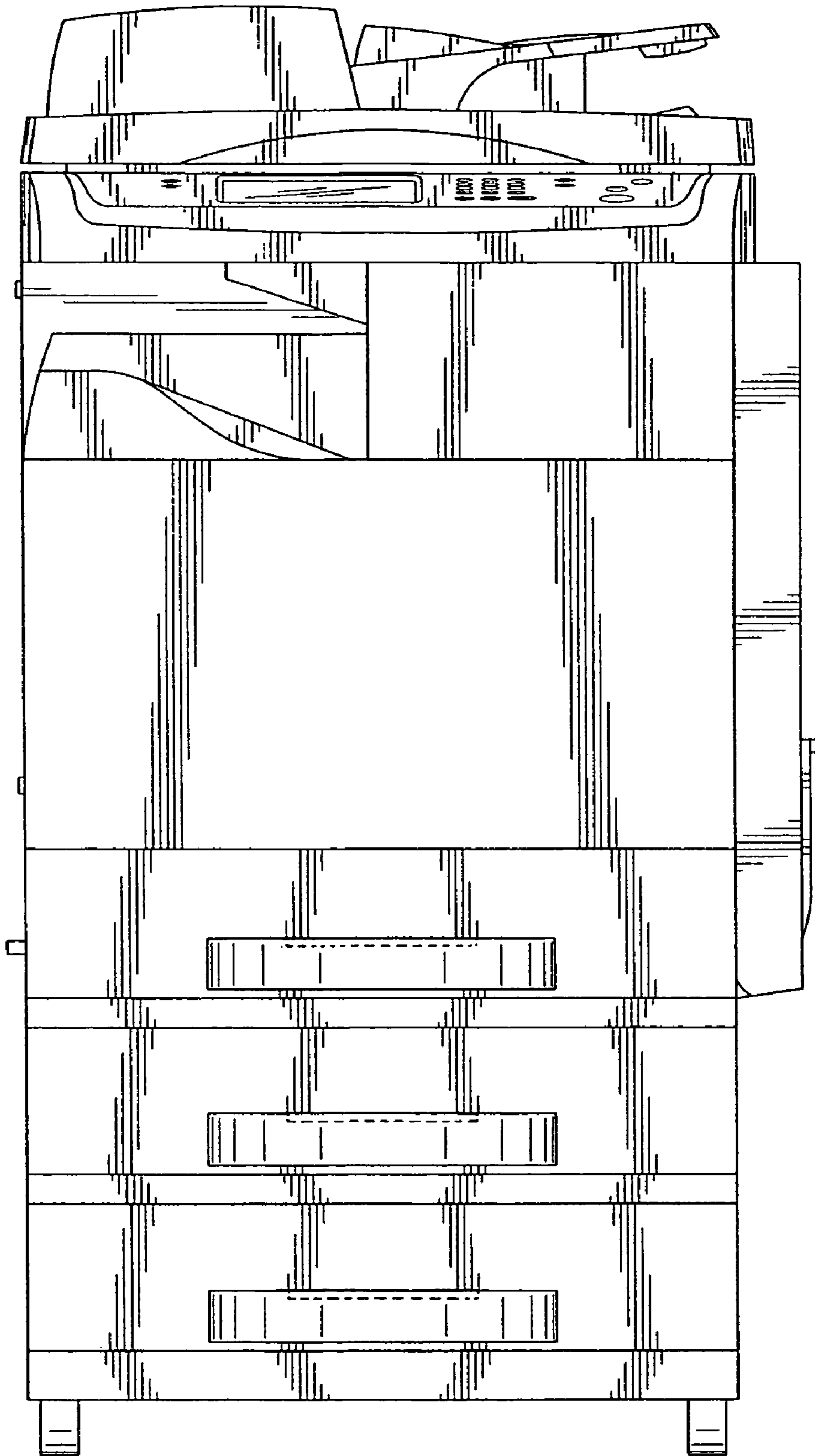


FIG. 2

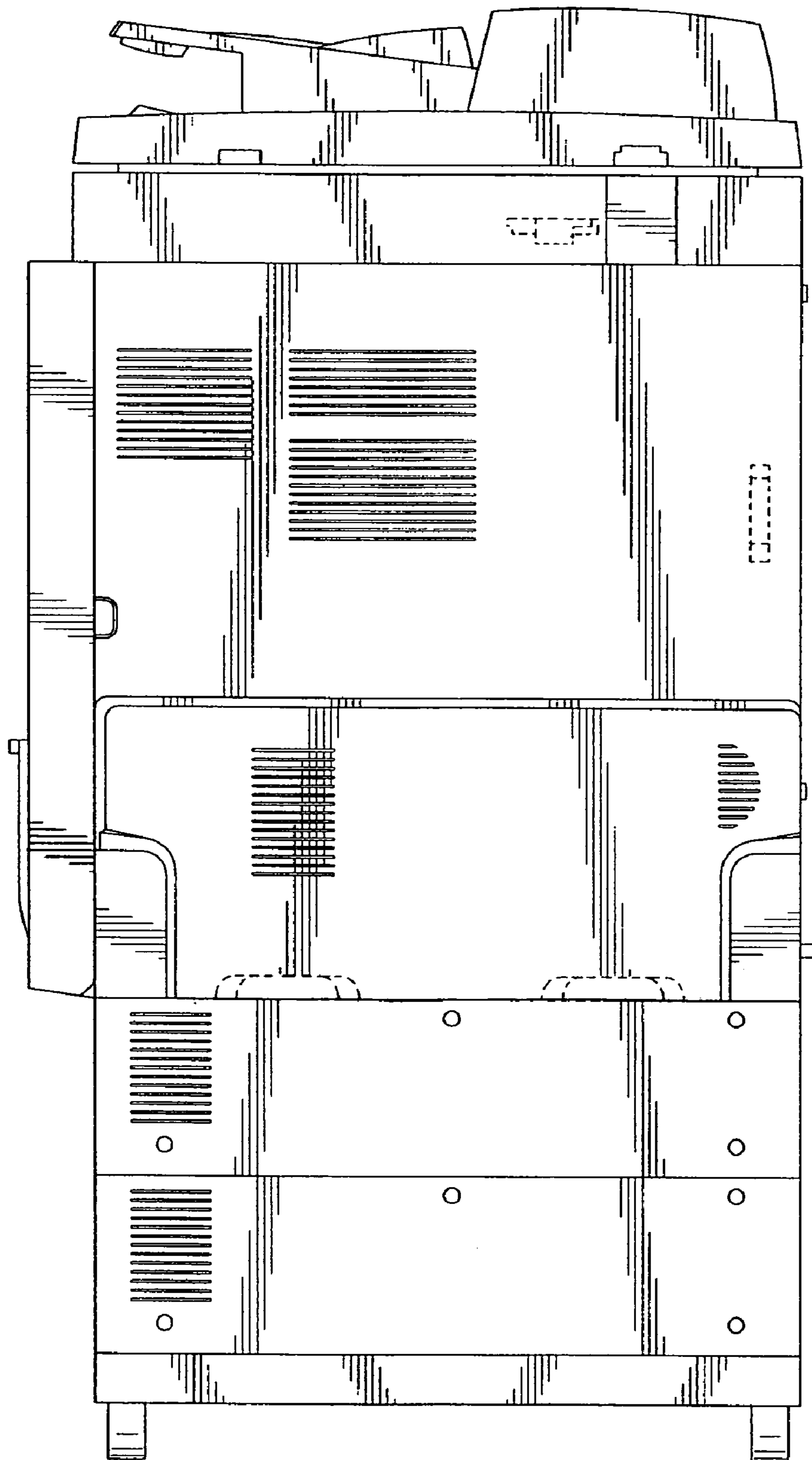


FIG. 3

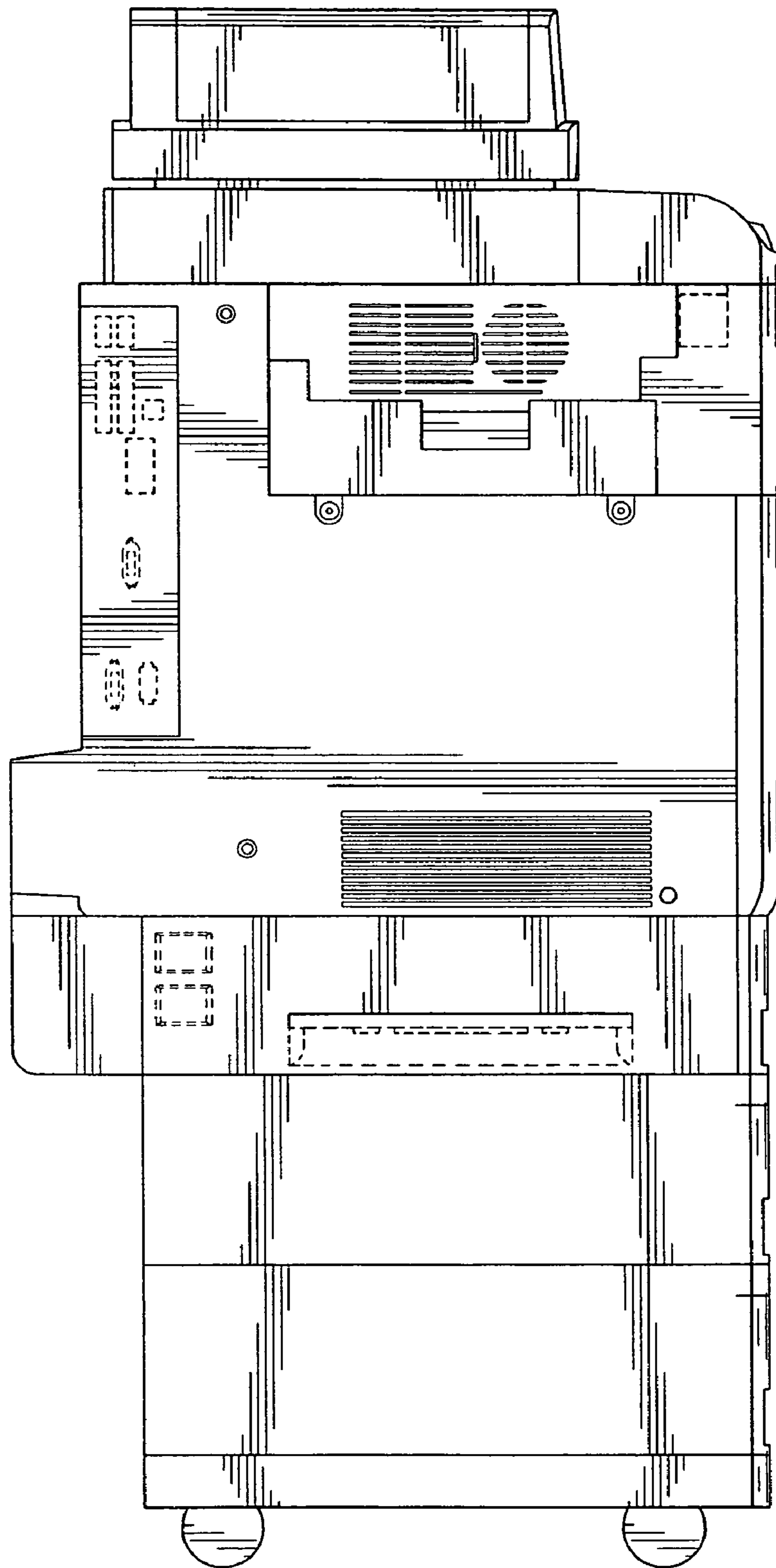


FIG. 4

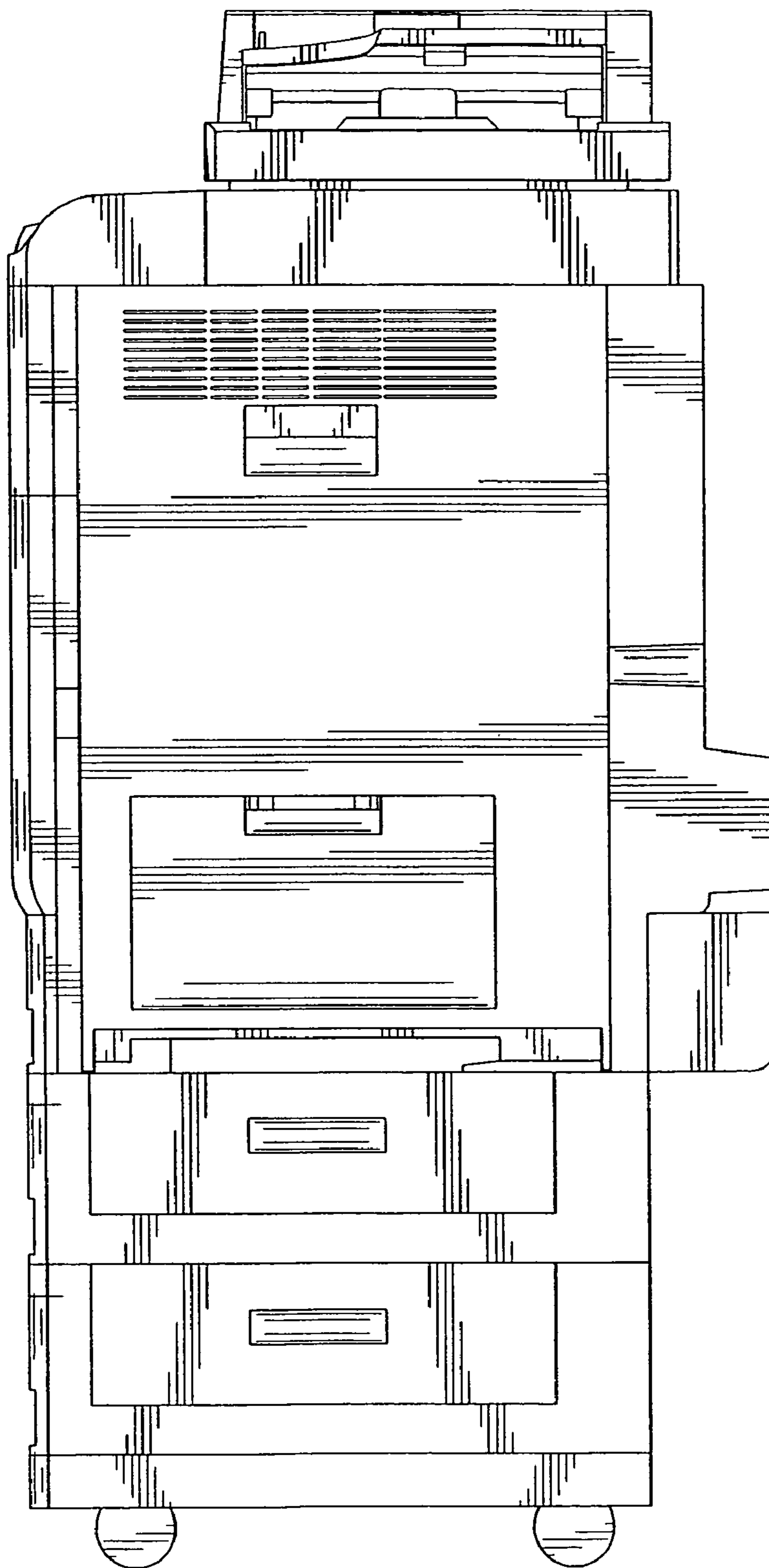


FIG. 5

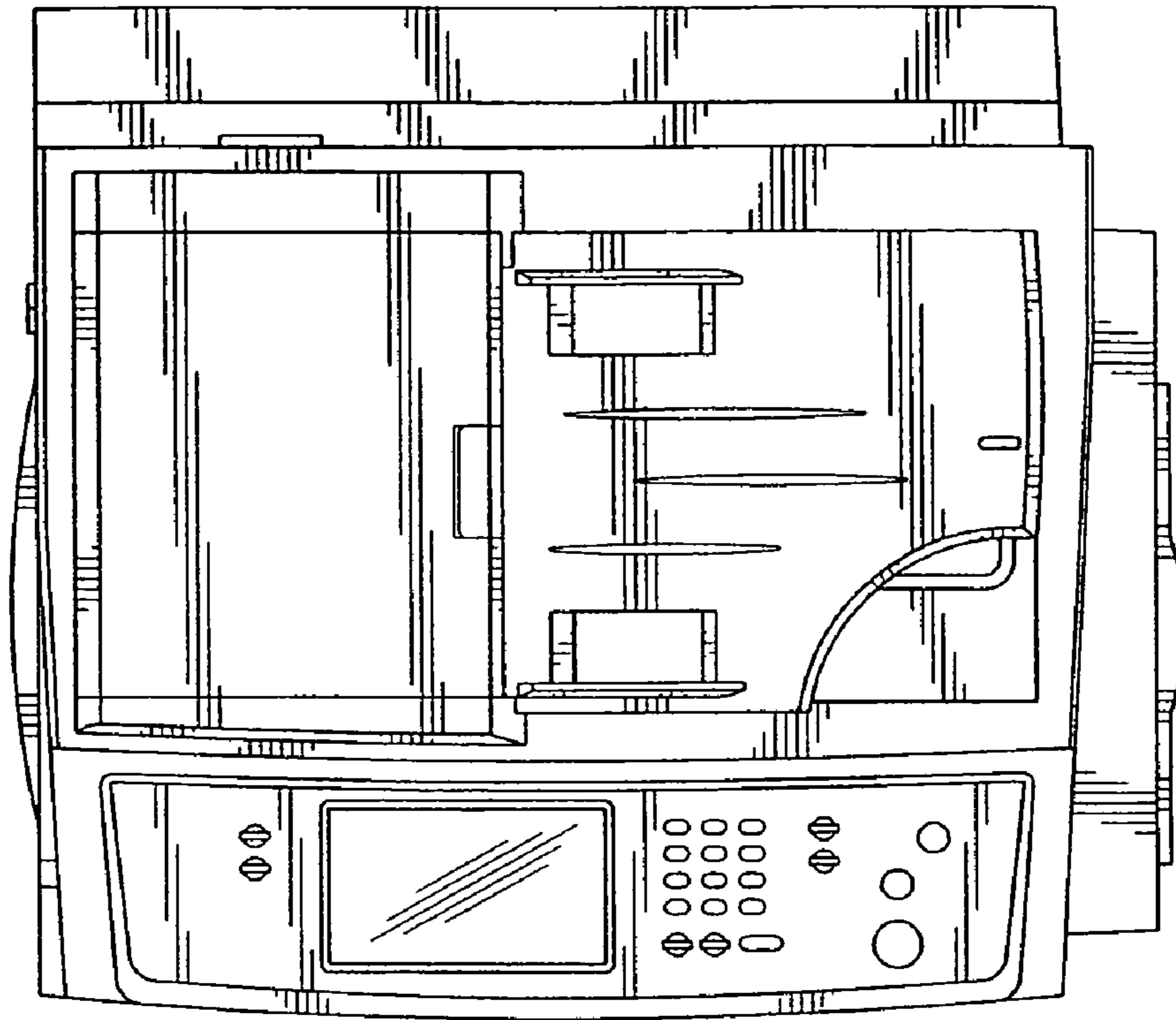


FIG. 6




FIG. 7